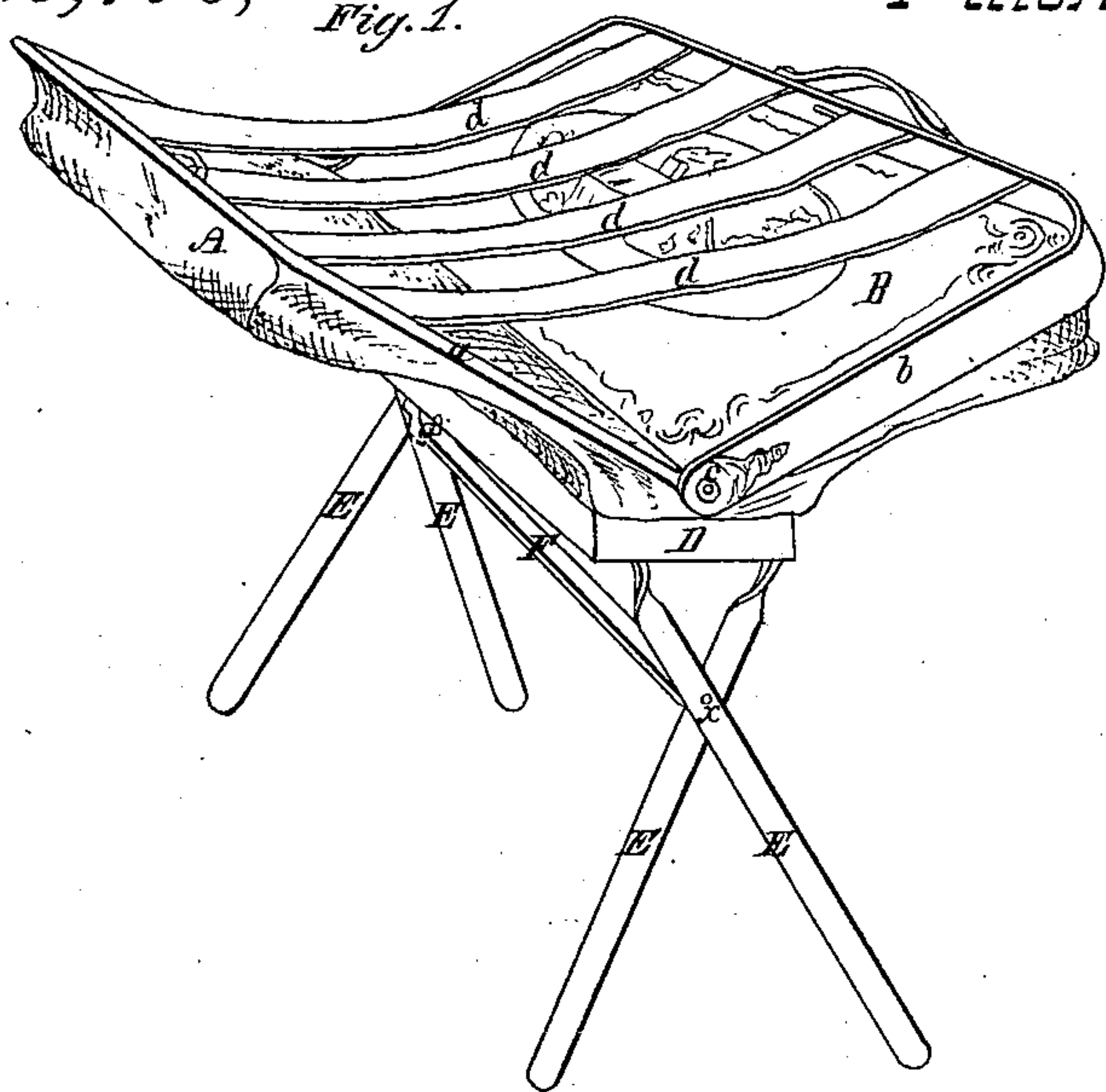
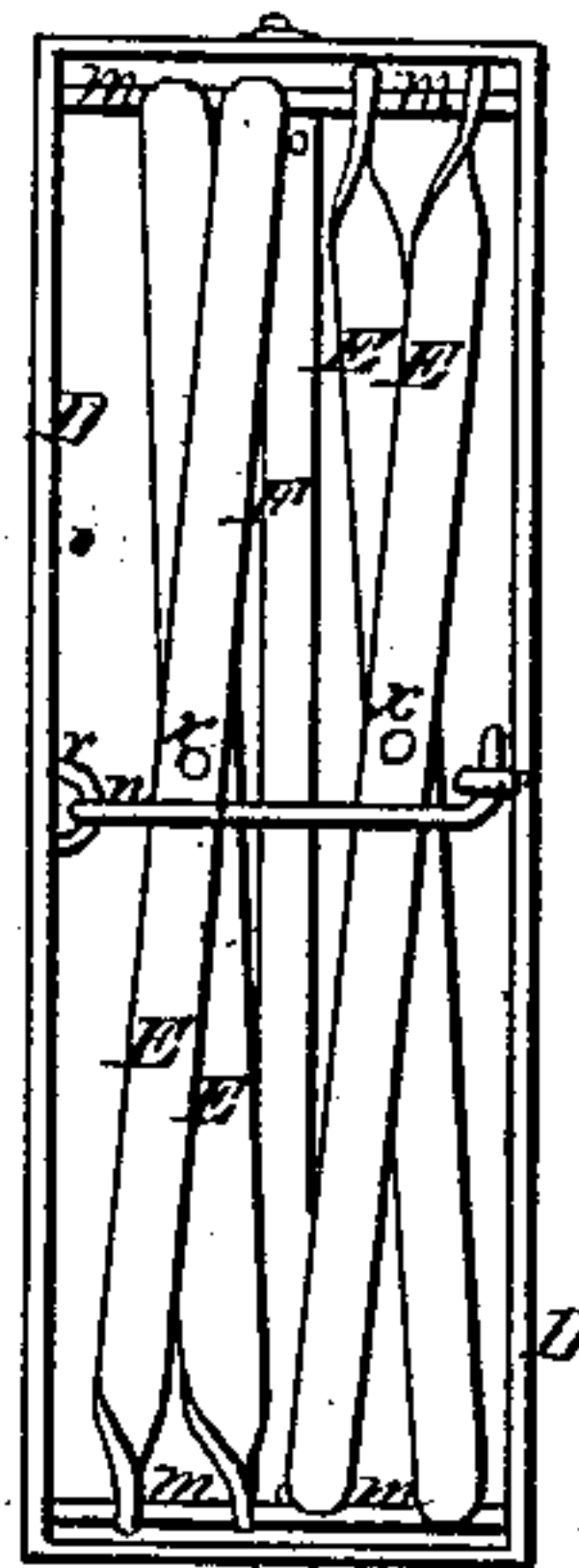


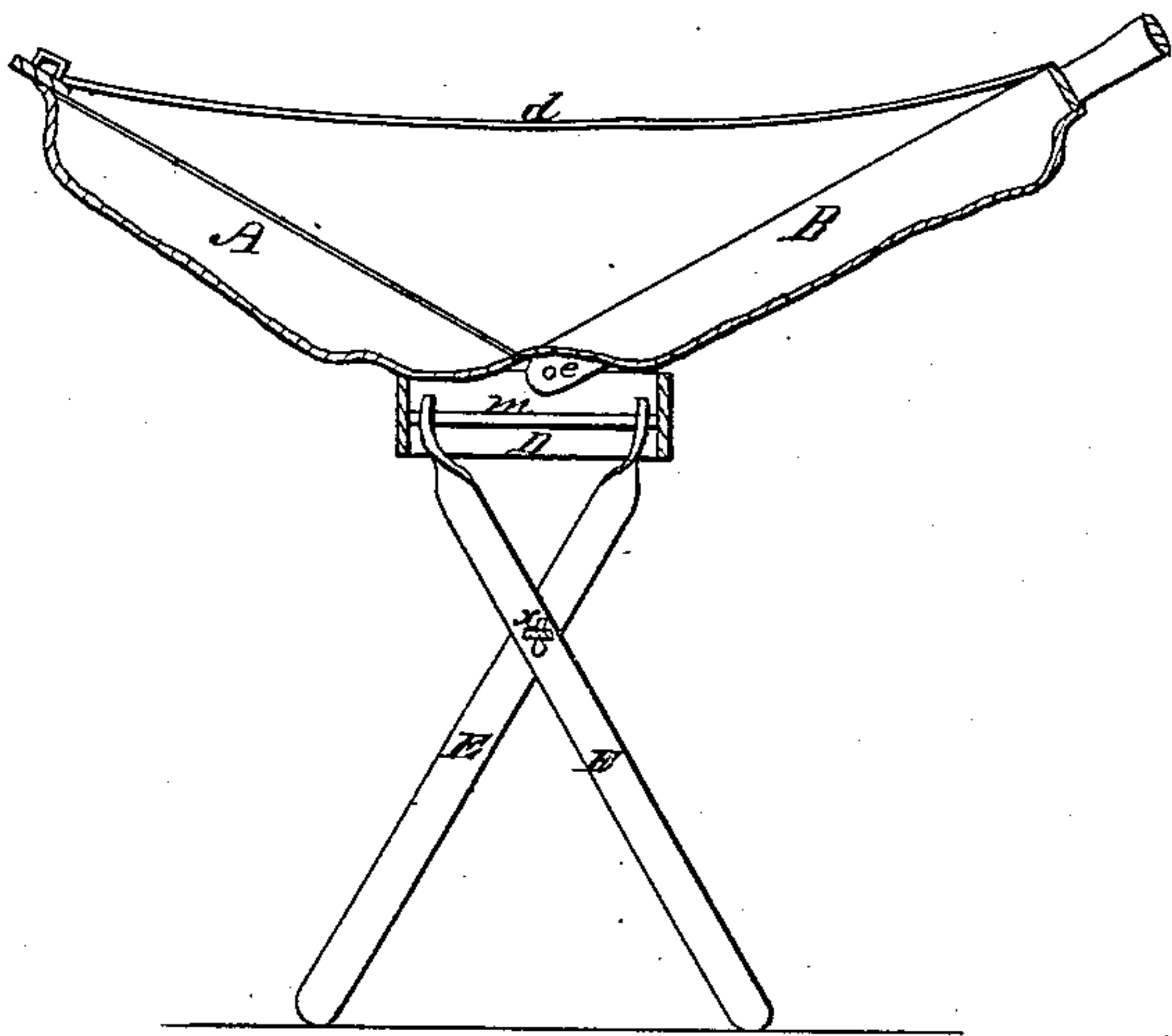
*V. Percheron,*  
*Traveling Bag,*  
*No 52,196, Patented Jan. 23, 1866.*



*Fig. 3*



*Fig. 2.*



*Witnesses.*  
*L. Holmes Jr.*  
*J. W. Coombes*

*Inventor.*  
*Victor Percheron*

# UNITED STATES PATENT OFFICE.

VICTOR PERCHERON, OF NEW YORK, N. Y.

## IMPROVED TRAVELING-BAG.

Specification forming part of Letters Patent No. 52,196, dated January 23, 1866.

*To all whom it may concern:*

Be it known that I, VICTOR PERCHERON, of the city, county, and State of New York, have invented a new and useful Combined Traveling-Bag and Stool; and I do hereby declare the following to be a full, clear, and exact description of the same, reference being had to the accompanying drawings, making a part of this specification, in which—

Figure 1 is a perspective view of my invention opened out to serve the purpose of a stool. Fig. 2 is an end elevation thereof, showing it in the same position as in Fig. 1. Fig. 3 is a plan view of the bottom of the bag, showing the manner in which the legs of the stool are compactly folded up when the invention is used for a traveling-bag.

Similar letters of reference indicate similar parts in all the figures.

The object of this invention is to produce a traveling-bag which will be capable of being converted, when desired, into a stool; and it consists in the employment of suitable folding legs pivoted in a metallic rim or frame secured to the bottom of the bag in such a way that they may be spread out or extended to support the bag itself, thus forming a stool, or be folded up compactly, in order to allow the bag to be employed as an ordinary satchel.

The invention also consists in the employment of straps attached to the two halves of the bag in such manner that when the bag is opened the said straps will form a comfortable seat supported upon the legs attached to the bottom of the bag.

To enable those skilled in the art to understand the nature and construction of my invention, I will proceed to describe it with reference to the drawings.

The bag itself is of the ordinary shape and construction, being composed of two halves, A and B, attached, respectively, to the jaws *a b*, pivoted together at *c*, each half being intended to hold clothing or other articles in the usual way. The bottom of the bag is flat, and has secured upon and around it a downwardly-projecting rim or frame, D, of thin wrought metal. At each end of this frame, and passing through the same, is a transverse rod, *m*, which forms the pivot of a pair of legs, E E, there being one pair of these legs

at each end of the frame, or, in other words, at each end of the bag.

The construction and application to the bag of each pair of legs is as follows: The two legs cross each other and are pivoted together at *x*, and the rod *m* passes through suitable holes in their upper ends, in such a way that the said ends can slide upon the rods to allow the two legs to be turned upon their pivot *x*, and be brought together in a position nearly parallel with each other, and also be turned or folded up lengthwise of the frame D, as required, when the bag is used as a common satchel, all as will be presently explained. The legs E may be made of flat iron rods having their upper ends twisted at right angles to their main length, in order to allow the holes through which the rod *m* passes to be easily and economically formed. The length of each leg should not be greater than the internal length of the frame D.

At the top of the jaws *a b*, extending from one to the other, are a number of straps formed of leather, cloth, or other flexible material, which are stretched across the upper side of the bag when it is opened out, as shown in Figs. 1 and 2, and which in this position form the seat of the stool. When the bag is shut these straps are inclosed between the two halves thereof.

When it is desired to use the invention as a stool the bag is opened, as shown in Figs. 1 and 2, so that the straps *d* may form the seat of the stool, as just hereinbefore set forth, and each pair of legs E is spread out so that its lower end shall be extended or spread out in such manner that the two pair of legs shall form a broad base for the stool. Their upper ends rest against the sides of the frame D, which prevents the legs from spreading apart too much and braces them against the pressure of the weight placed upon the seat. As viewed from the sides of the stool the legs E are vertical, and are kept in such position by a longitudinal brace, F, which is furnished at each end with a hook, by means of which it is hooked into suitable staples on the inner side of each pair of legs. Being thus opened out and arranged, the invention serves the purpose of a stool.

When it is desired to use it as a traveling-



bag the brace F is taken out and each pair of legs is closed—that is, the two legs thereof are turned upon their pivot *x* until they are nearly parallel with each other, and are turned upward and inward around the rods *m*, which form their pivots, until they are brought within the frame D. The brace F is laid beside them, and the hook *n*, which is attached to a suitable staple at one side of the said frame, is brought across the same over the legs E and their accompanying brace F, and is hooked into a staple, *s*, at the opposite side of the frame, thus confining the said parts within the frame. When the bag is shut the straps *d* are inclosed therein. By these means the bag presents the appearance of an ordinary traveling bag or satchel, and may be used as such.

What I claim as new, and desire to secure by Letters Patent, is—

1. The folding crossed legs E, pivoted in a frame, D, and thereby attached to a traveling bag or satchel, substantially as set forth, for the purpose specified.

2. The straps *d*, applied to a traveling bag or satchel, when such bag is provided with folding legs, all substantially as set forth, for the purpose specified.

VICTOR PERCHERON.

Witnesses:

A. LE CLERC,  
J. W. COOMBS.