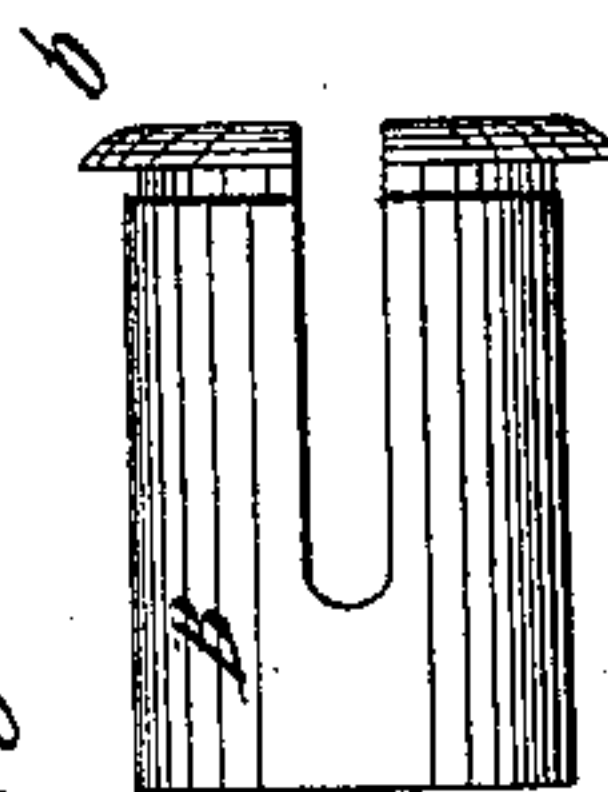

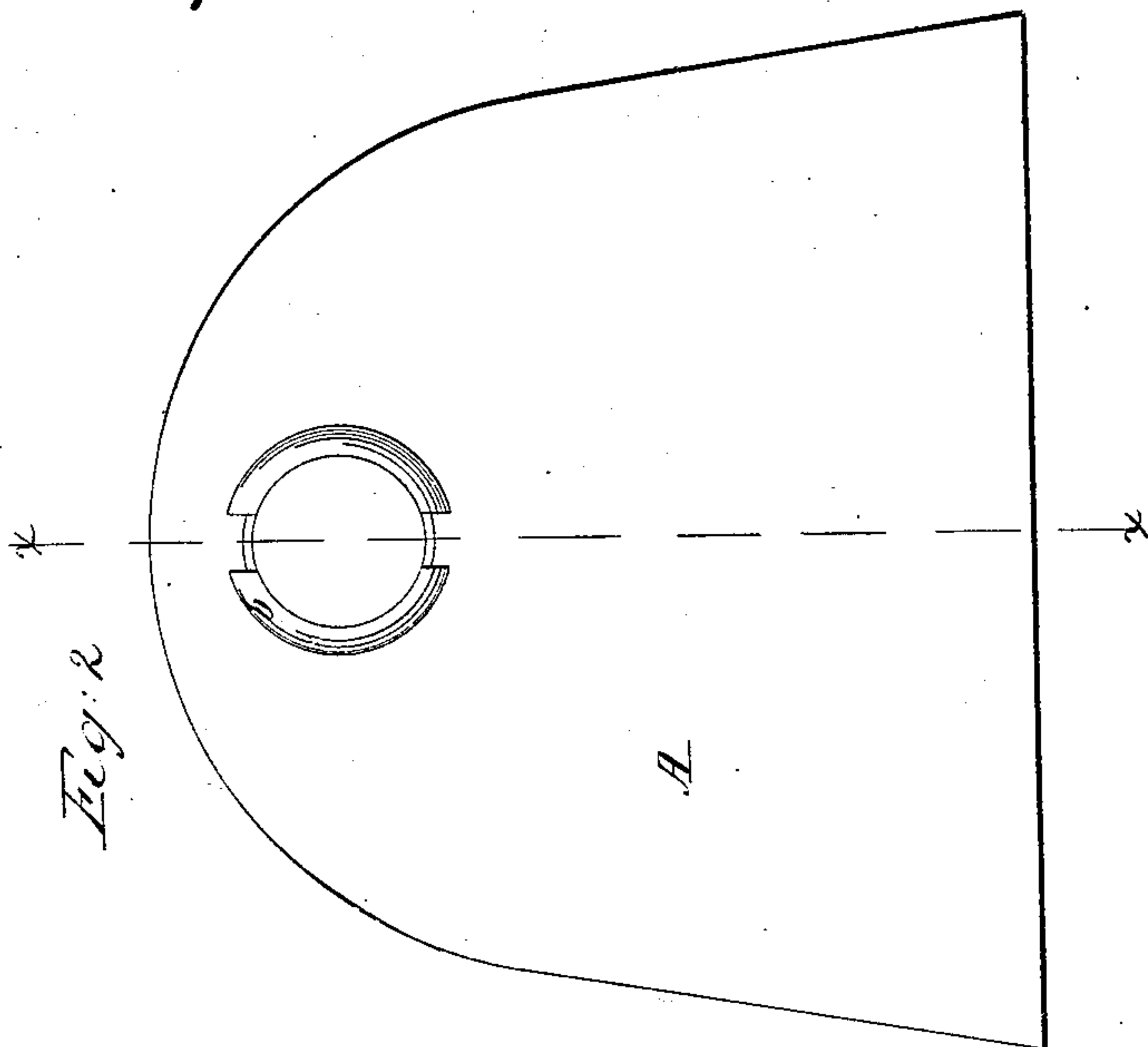


*S. Rogers,*

*Hoe,*

*N<sup>o</sup> 52,049.*

*Patented Jan. 16, 1866.*



*Witnesses*

*Wm. B. Lyon*  
*Wm. Brown*

*Inventor*

*S. Rogers*  
*per Munn & Co*  
*Attorneys*

# UNITED STATES PATENT OFFICE.

SEYMOUR ROGERS, OF PITTSBURG, PENNSYLVANIA.

## IMPROVEMENT IN HOES.

Specification forming part of Letters Patent No. **52,079**, dated January 16, 1866.

*To all whom it may concern:*

Be it known that I, SEYMOUR ROGERS, of Pittsburg, in the county of Allegheny and State of Pennsylvania, have invented a new and useful Improvement in Hoes; and I do hereby declare that the following is a full, clear, and exact description thereof, which will enable others skilled in the art to make and use the same, reference being had to the accompanying drawings, forming part of this specification, in which—

Figure 1 is a section through the line *x x*, Fig. 2. Fig. 2 is a bottom view of my improved hoe. Fig. 3 is a side view of the eye of my improved hoe.

Similar letters of reference indicate like parts.

My invention has for its object to furnish a cheap, light, and substantial hoe; and it consists in forming a hoe-eye with one or more longitudinal slots, and in combining the same with the hoe-blade, as hereinafter more fully described.

A is the blade of the hoe, which is made in the usual form and manner, except that it has a circular hole cut through it for the reception of the eye. The eye B is made of malleable iron, and is slotted longitudinally from its head or lower end, as represented in Fig. 3. The lower end of the eye B is turned up or burred so as to form a shoulder, *b*, which rests against the lower surface of the blade A when the eye is in place, and holds the blade firmly. Around

the lower part of the eye, immediately above the head or shoulder *b*, is formed a groove, as seen in Fig. 3. Into this groove the edge of the blade A around the perforation through said blade fits, bedding the blade firmly in said groove and against the shoulder *b*, as shown in Fig. 1. The eye B is made slightly tapering, so that the upper end of said eye can enter and pass through the perforation in the blade A, but the lower end cannot, except as the lower end of the said eye is allowed by the slot therein to spring inward, which allows the eye to be driven into its place, when the elasticity of the metal causes the groove and shoulder of the eye to grasp and hold the blade firmly. The handle C is then driven into the eye B and firmly wedged. The length of the eye B and the manner in which the handle-eye and blade are attached to each other make a firm, secure, and stable connection, all the parts requiring it having a sufficient bearing upon the others to insure stability.

I claim as new and desire to secure by Letters Patent—

A hoe formed by combining an eye, slotted and constructed as described, with the perforated blade, substantially as described, and for the purposes set forth.

SEYMOUR ROGERS.

Witnesses:

JOSEPH ALBIETZ,  
LEWIS A. JANES.