

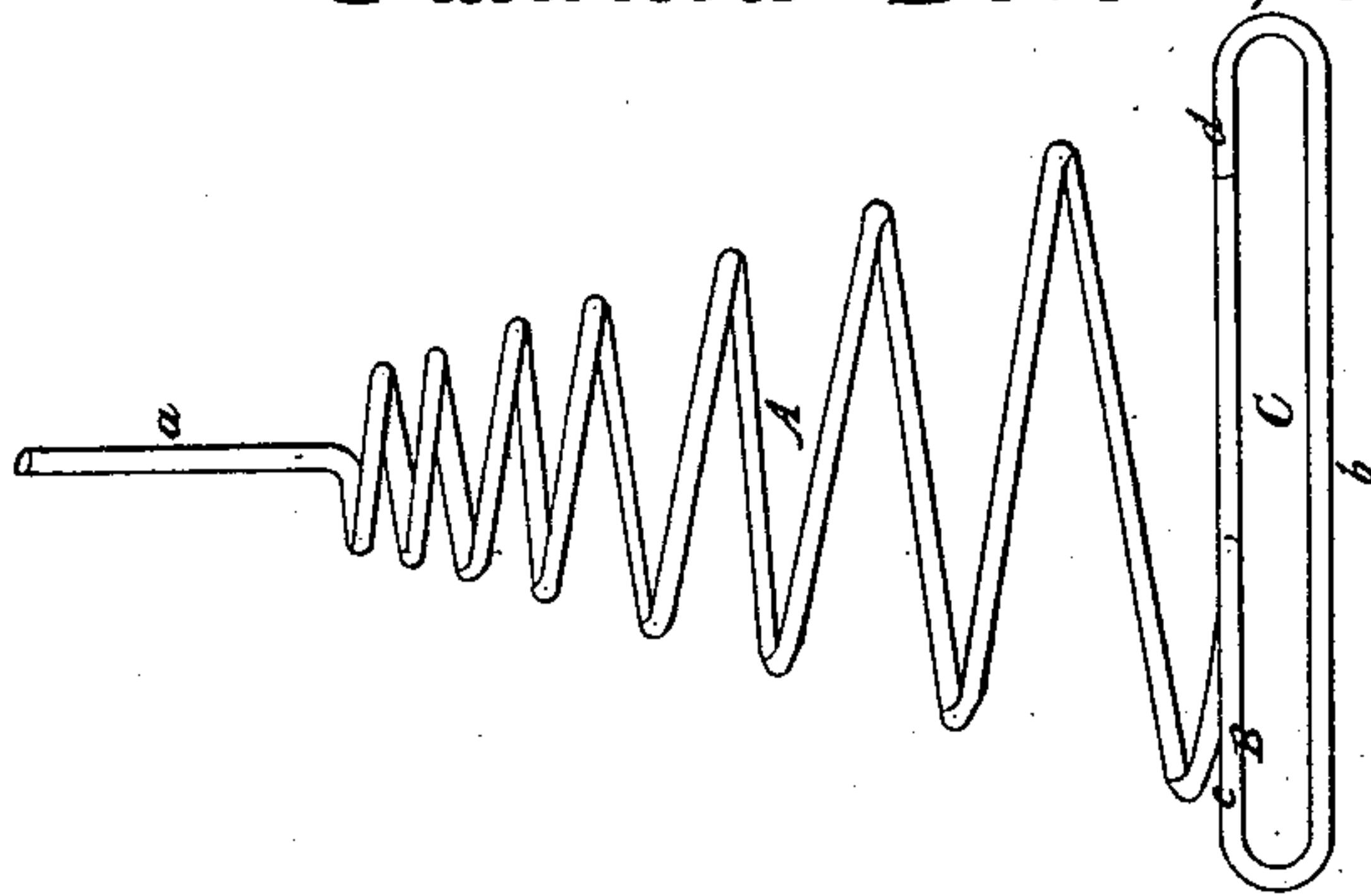
*D. Manuel,*

*Bed Spring,*

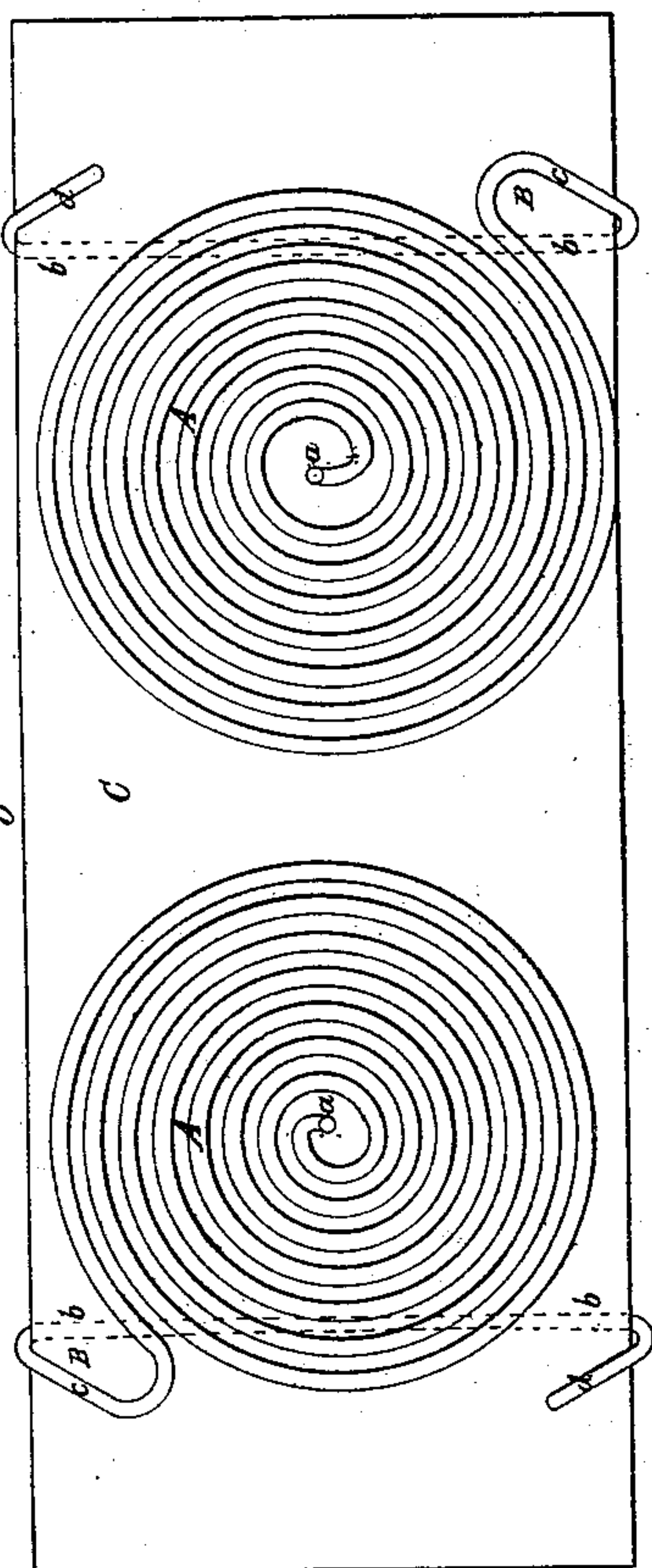
*N<sup>o</sup> 51,516.*

*Patented Dec. 12, 1865.*

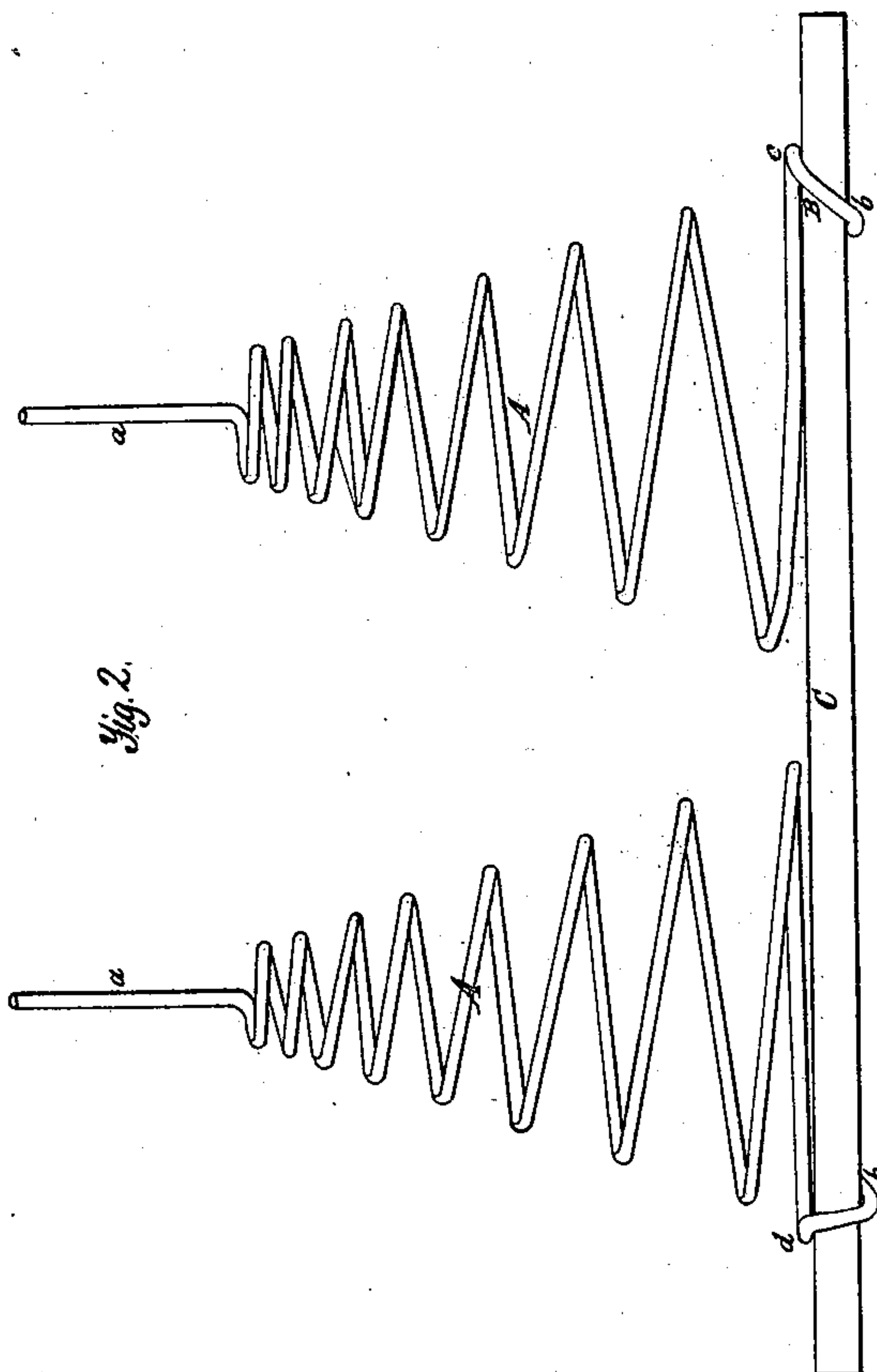
*Fig. 3.*



*Fig. 1.*



*Fig. 2.*



*Witnesses.*

*J. A. Hale Jr.*  
*J. H. Washburn*

*Inventor.*

*David Manuel.*  
*By his Attorney.*  
*R. H. Gady,*

# UNITED STATES PATENT OFFICE.

DAVID MANUEL, OF NEWTON, ASSIGNOR TO HIMSELF AND WILLARD  
MANUEL, OF BOSTON, MASSACHUSETTS.

## SPRING FOR BEDSTEADS.

Specification forming part of Letters Patent No. 51,516, dated December 12, 1865.

*To all whom it may concern:*

Be it known that I, DAVID MANUEL, of Newton, in the county of Middlesex and State of Massachusetts, have invented an Improved Spring for Bedsteads; and I do hereby declare the same to be fully described in the following specification, and represented in the accompanying drawings, of which—

Figure 1 is a top view, and Figs. 2 and 3 are side elevations of it, the same also showing its application to a bedstead-slat.

The body A of the said spring is conoidal or conical in form, or, in other words, a conical or conoidal spiral, terminating at its apex in a straight extension, *a*. The base or lower coil of the spiral has a tangential prolongation, B, made in the form of an eye or socket, for embracing the slat C. That portion *b* of such eye which goes across that side of the slat which is opposite to that surface of it on which the base of the spring rests is carried somewhat back of the remaining parts *c d* of the eye, they standing at acute angles to it, this arrangement being as represented in the draw-

ings, and for the purpose of better preventing the spring from tipping laterally on the slat.

The spring, made as specified, can readily be applied to a bedstead-slat, and answers as an excellent elastic support therefor.

The arrangement of the socket or eye tangential or approximately so with respect to the spring enables the spring at its base when compressed to obtain a full or nearly circular bearing on the slat. The formation or construction of the eye in the manner described, viz., with its parts *c d* disposed at acute angles with the part *b*, is productive of advantage, as stated.

I claim—

The combination as well as the arrangement of the eye B and the conoidal or conical spring A, substantially as specified and as represented.

DAVID MANUEL.

Witnesses:

R. H. EDDY,  
F. P. HALE, Jr.