

G. I. Witsil,
Rolling Pin.

N^o 50,528.

Patented Oct. 17, 1865.

Fig. 1




Fig. 2.

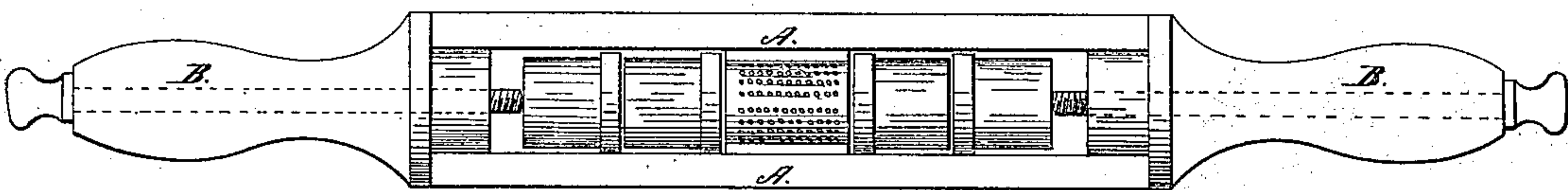


Fig. 3.

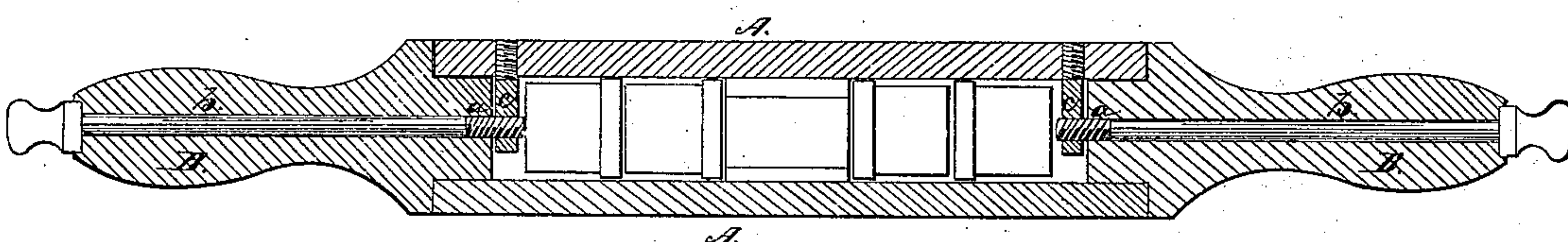
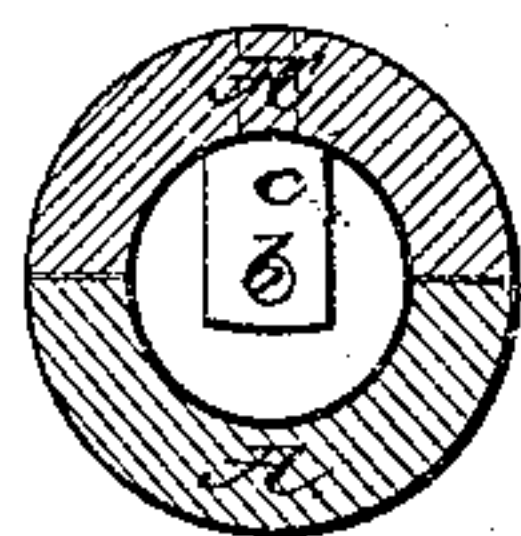


Fig. 4.



Witnesses
H. F. Humphreys
Edw. Schaw

Inventor.
George L. Witsil
by his Atty^y
Mason Russell & Son

UNITED STATES PATENT OFFICE.

GEORGE L. WITSIL, OF PHILADELPHIA, PENNSYLVANIA.

ROLLING-PIN.

Specification forming part of Letters Patent No. 50,528, dated October 17, 1865.

To all whom it may concern:

Be it known that I, GEORGE L. WITSIL, of Philadelphia, in the county of Philadelphia and State of Pennsylvania, have invented a new and useful Improvement in Rolling-Pins; and I do hereby declare that the following is a full, clear, and exact description thereof, reference being had to the accompanying drawings, making a part of this specification, in which—

Figure 1 is an external view of the improved rolling-pin complete. Fig. 2 is a view of the interior of the pin, as seen by removing one half. Fig. 3 is a diametrical section through the pin. Fig. 4 is a cross-section through the pin.

Similar letters of reference indicate corresponding parts in the several figures.

The object of this invention is to construct a rolling-pin in such manner that it will contain within it the spice and flour boxes, and other articles which are used in the preparation and manipulation of dough, so that said articles may always be found when required.

The nature of my invention consists in constructing the cylindrical portion of a rolling-pin hollow, and dividing such cylinder longitudinally, in conjunction with suitable fastenings for securing the removable section of the cylinder in place and admitting of its ready removal when it is desired to obtain access to the interior chamber of the pin and the articles therein contained, as will be hereinafter described.

To enable others skilled in the art to understand my invention, I will describe its construction and operation.

The cylindrical portion of my improved rolling-pin is made hollow, and it consists of two semi-cylindrical portions, A A', which may be readily formed in planing machinery adapted for the purpose. To the extremities of one of these sections the handles B B are permanently secured, as clearly shown in Fig. 2. The handles will, of course, have to be made in separate pieces from the section A, to which they are applied, if this section is formed in a planing-machine; but if the sections of the cylinder are made from a single piece by turning a piece of wood cylindrical and then dividing it longitudinally, the handles may be formed on the section A. I prefer to construct the handles separate and secure them to the section A by

by means of nails or screws. The handles B B are constructed with cylindrical portions *a a* on one of their ends, which are equal in diameter to the chamber within the cylindrical pin A A'. These portions *a a* enter the ends of the pin and admit of a secure attachment of the handles to it. Through the axis of each one of the handles B B passes a rod, *b*, which has a perforated button-head on its outer end and a male screw formed on its inner end, which latter passes a short distance into the chamber of the cylindrical pin and enters a nut, *c*, which projects from the inside of the section A' of the cylindrical portion of the pin. The nut *c* is formed with a male screw on one side, by means of which it is secured into the section A'.

By means of the two screw-rods *b* and the two nuts *c c* the two sections of the cylindrical pin can be secured tightly together, so as to prevent dough or anything else from entering at the joints.

By thus constructing a hollow longitudinally-divided rolling-pin I provide a receptacle within it for spice-boxes, flour-boxes, nutmeg-graters, and other articles which are necessary in preparing dough for pastry, cake, and other purposes, and while this is the case, it will be seen that the interior chamber of the pin can be got at for cleaning it out.

If desirable, the edges of the semi-cylindrical sections A A' may be rabbeted or tongued and grooved, so as to make tight joints; but I have found that this is not necessary, as the joints of the two sections, if properly made, will be sufficiently tight for all practical purposes.

Having thus described my invention, what I claim as new, and desire to secure by Letters Patent, is—

A rolling-pin which is constructed hollow and of two longitudinal semi-cylindrical sections, in combination with a fastening for securing these sections together, substantially as described.

Witness my hand in matter of my application for a patent for improved rolling-pin.

GEO. L. WITSIL.

Witnesses:

EDW. SCHAFER,

EDMD. F. BROWN.