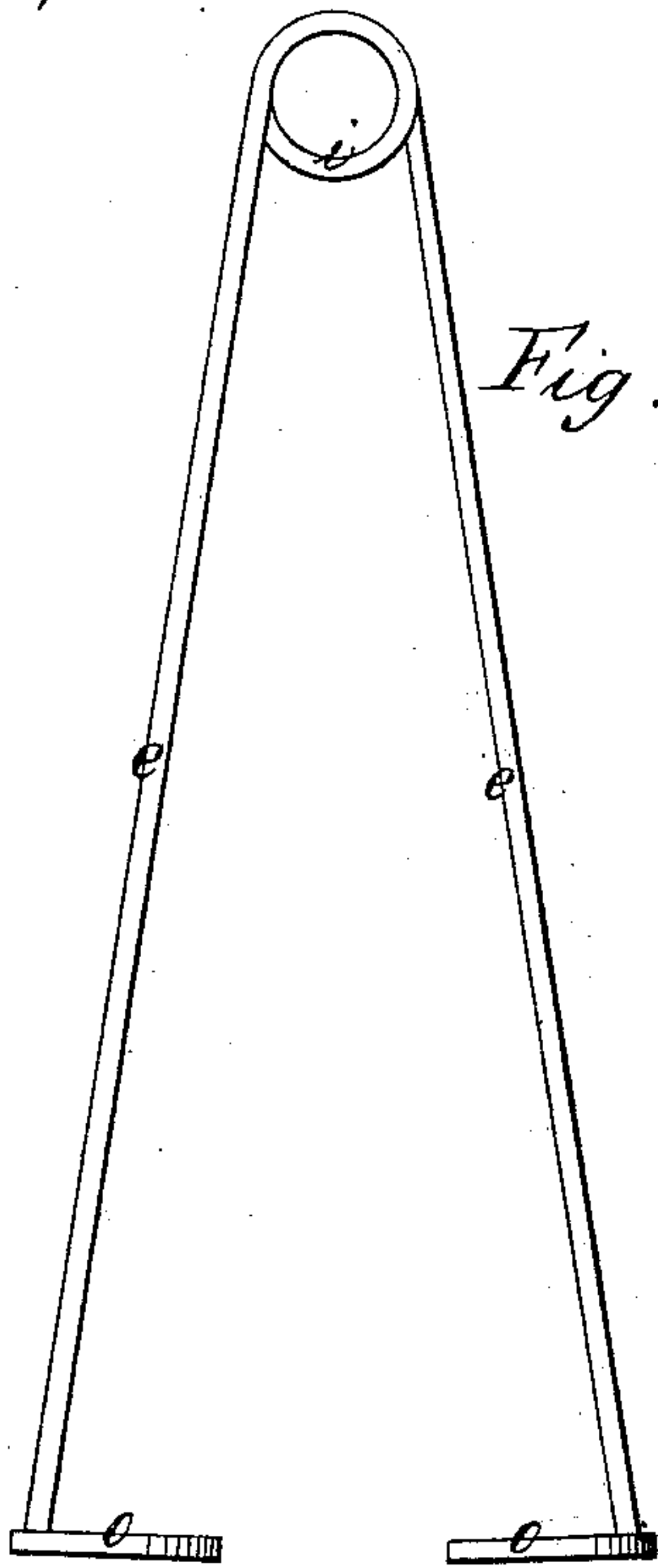


*J. E. Higby,*

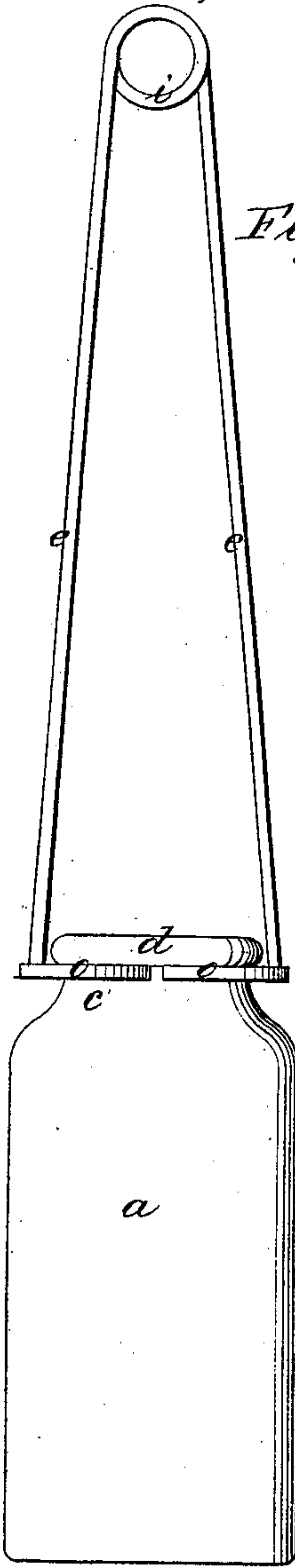
*Jar-Lifter.*

*N<sup>o</sup> 50,476.*

*Patented Oct 17, 1865.*

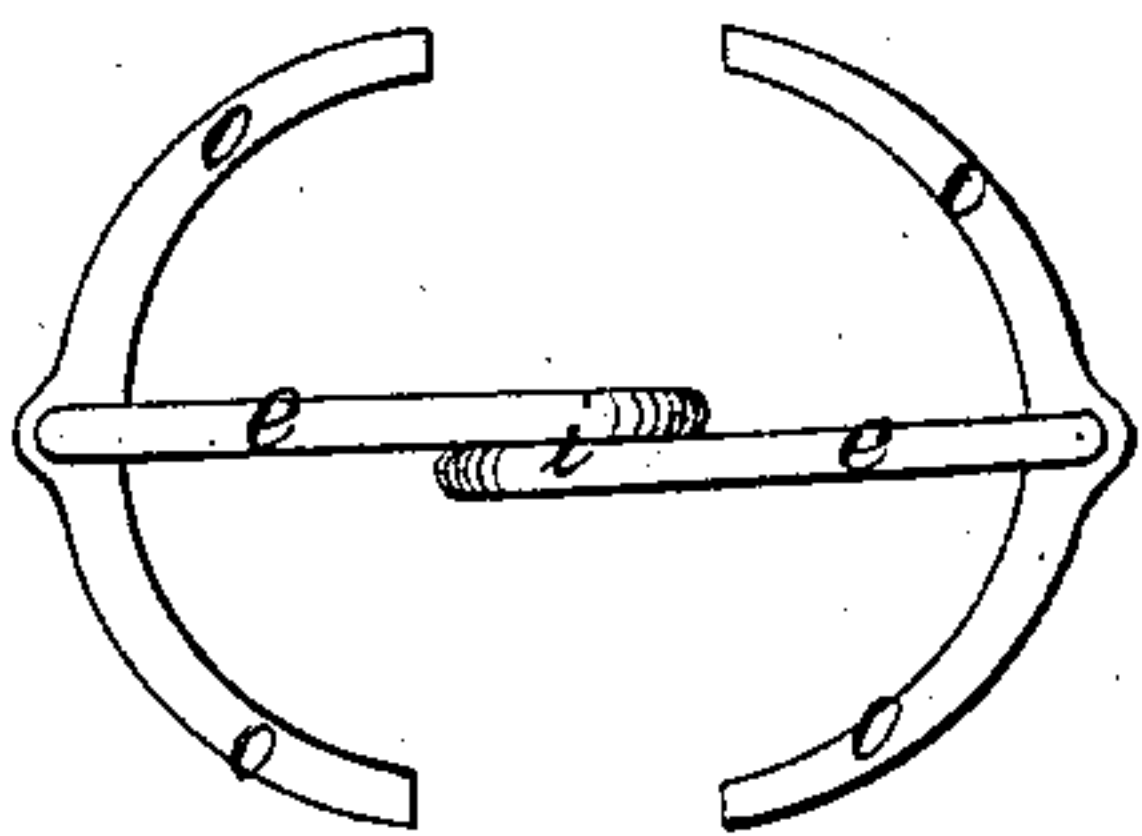


*Fig: 1.*



*Fig: 3.*

*Fig: 2.*



*Witnesses;*  
*James S. Higgins*  
*Mallis Bull*

*Inventor;*  
*Jasper E. Higby*

# UNITED STATES PATENT OFFICE.

JASPER E. HIGBY, OF WEST MERIDEN, CONNECTICUT.

## INSTRUMENT FOR LIFTING JARS AND CANS.

Specification forming part of Letters Patent No. 50,476, dated October 17, 1865.

*To all whom it may concern:*

Be it known that I, JASPER E. HIGBY, of West Meriden, county of New Haven and State of Connecticut, have invented certain new and useful Improvements in Lifters for Fruit Cans, Jars, &c.; and I do hereby declare that the same is described and represented in the following specification and drawings; and to enable others skilled in the art to make and use the same, I will proceed to describe its construction by referring to the drawings, in which the same letters indicate like parts in each of the figures.

Since preserving fruit has become so extensive (in air-tight cans or jars) and so commonly practiced in almost every family, the mode and means employed in the process whereby the breaking of the cans or jars and the consequent loss and damage of the prepared fruit is enhanced, precaution demands a share of the inventive faculty to provide means or device for handling cans or jars whereby such liability shall be prevented or greatly lessened, which is the object of this invention.

In the common practice the fruit is prepared and placed in cans or jars. The cans or jars are then placed in a vessel (most convenient at hand) and nearly submerged in water, and boiled over a fire the desired length of time. Then it becomes desirable to remove them (the cans or jars) from the boiling water in said vessel, and in the ordinary way of doing so the hand is liable to be burned, the can or jar broken, and the fruit wasted, which, by the use of this improvement, can be avoided. By applying this instrument to the neck of the can or jar it can be easily and safely removed,

and the damage and waste otherwise liable prevented.

In the accompanying drawings, Figure 1 is a side view. Fig. 2 is a top view. Fig. 3 is a side elevation of a can or jar having this improvement clasped to its neck, as when in use.

*a* is a can or jar. *c* is the neck of a can or jar. *d* is a bead or enlargement formed at the upper end of a can or jar.

*e* are arms, made the proper or desirable length, and are united together by a spring-coil, *i*, or a joint in some other way, so that they shall be properly united to open and close, as desirable.

*o* are clasps formed in the shape of a segment of a circle, the inside of which is about the same diameter of the neck of a jar. These clasps *o* are secured one to each of the arms *e*. They may be made (the clasps *o*) longer or shorter, of any desirable shape, so that they will effectually clutch the neck of the jar.

The mode of applying this utensil is too self-evident to need any description thereof.

I believe I have described the nature, construction, and advantage of this improvement, so as to enable others skilled in the art to make the same therefrom.

What I claim, therefore, and desire to secure by Letters Patent, is—

As a new improved article of manufacture, a jar-lifter, the handles or arms *e*, clasps *o*, or their equivalents, adapted for lifting cans or jars, substantially as described.

JASPER E. HIGBY. [L. S.]

Witnesses:

WALLIS BULL,

JAMES S. HUGGINS.