

THAYER & McCLELLAND.

Cultivator.

No. 50,403.

Patented Oct. 10, 1865.

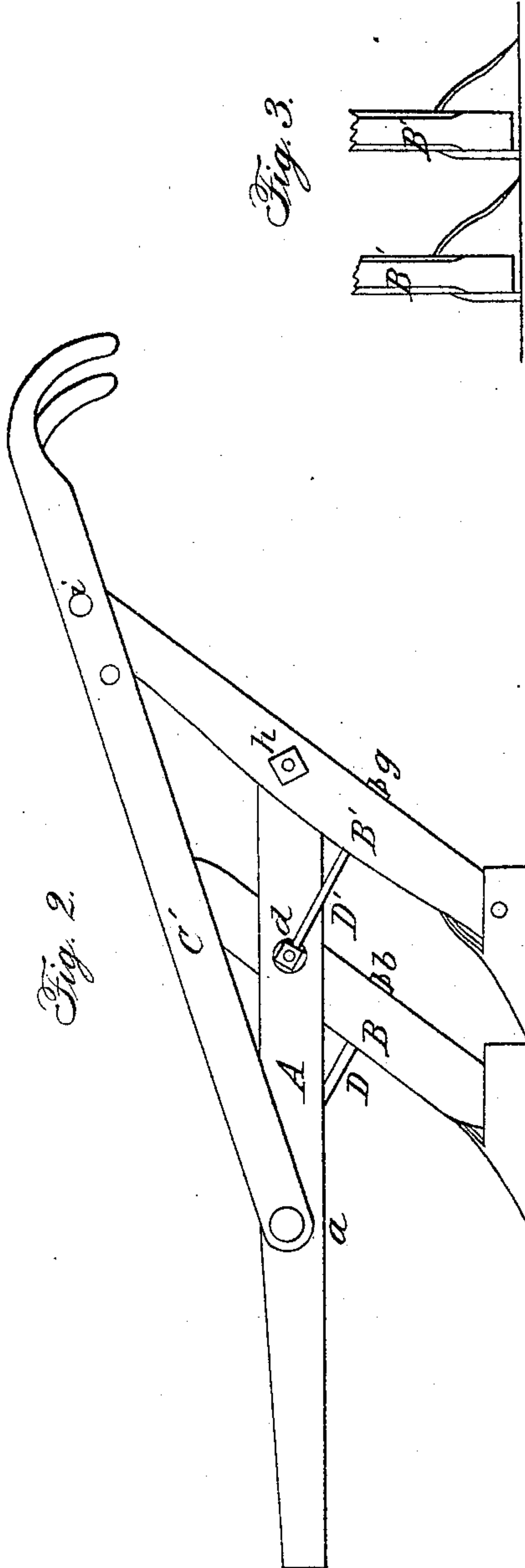
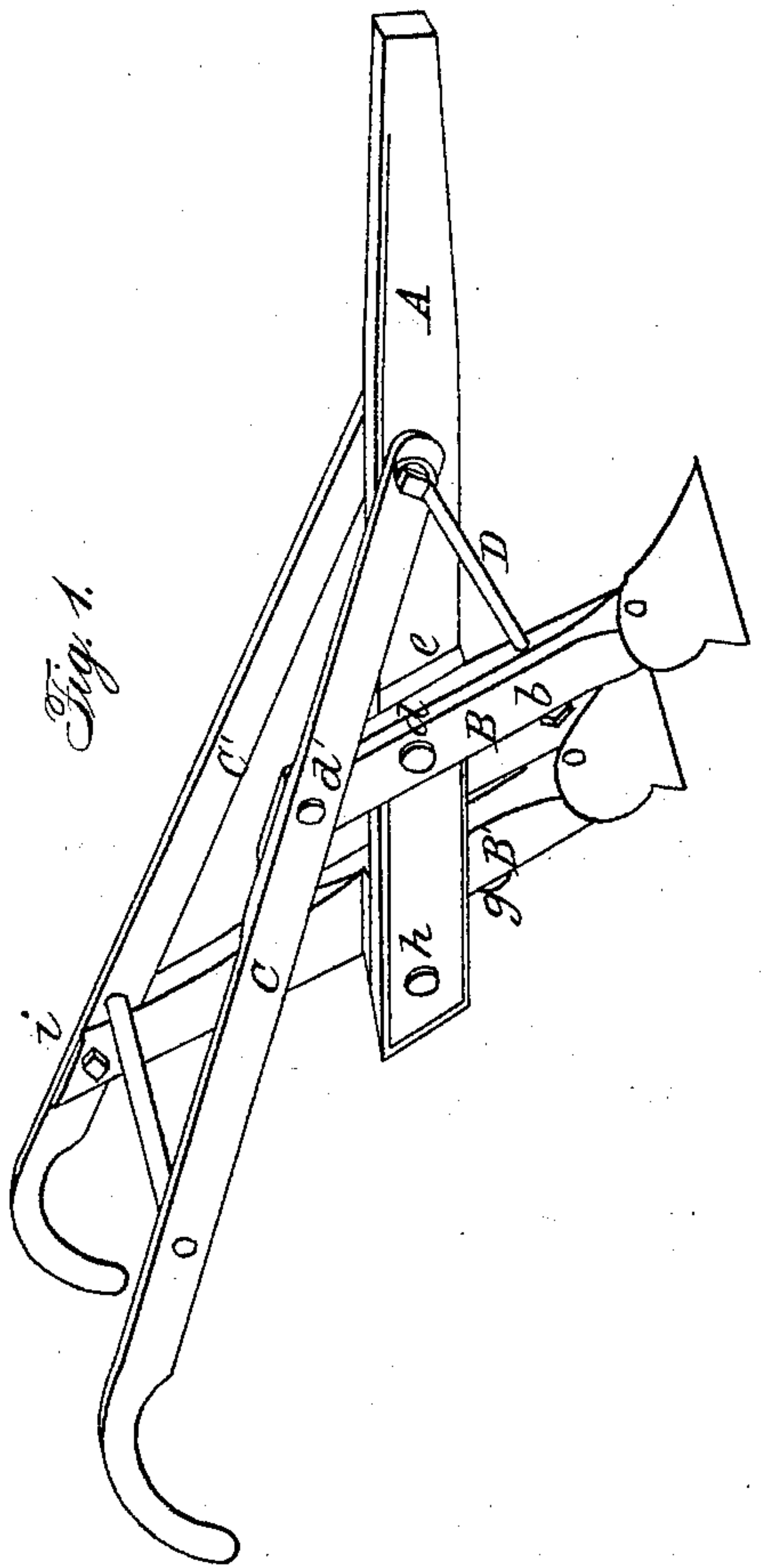
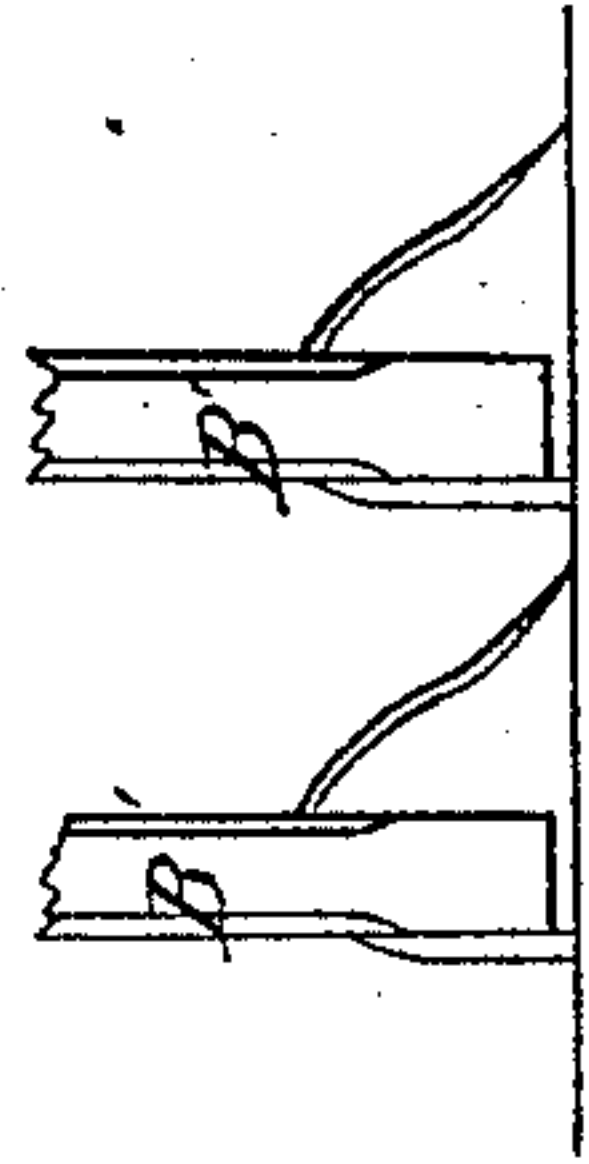


Fig. 3.



Witnesses:

W. W. Burdige
A. W. McClelland

Inventor:

R. Thayer
J. McClelland

UNITED STATES PATENT OFFICE.

R. THAYER AND J. McCLELLAND, OF PITTSBURG, INDIANA.

IMPROVEMENT IN CULTIVATORS.

Specification forming part of Letters Patent No. 50,403, dated October 10, 1865.

To all whom it may concern:

Be it known that we, R. THAYER and J. McCLELLAND, of Pittsburg, in the county of Carroll and State of Indiana, have invented new and useful Improvements in Cultivators; and we hereby declare that the following is a full and complete description of the construction and operation of the same, reference being had to the accompanying drawings, making a part of this specification, in which—

Figure 1 is a perspective view. Fig. 2 is a side view, and Fig. 3 is a rear view of the lower end of the standards and shares.

Like letters of reference refer to like parts in the views.

Our invention relates to the arrangement of the several parts composing the frame of the cultivator, by which strength and durability are combined.

A is the beam. B B' represent the plow-standards; C C', the handles, and D the braces.

Both the handles are secured to the beam by the bolt *a*, which bolt also secures the forward end of the brace D. The rear end of this brace passes through the standard B, as shown in the figures at *b*. The standard B is

secured to the beam by means of the bolt *d*, which also secures the forward end of the brace D'. The standard B is set out from the beam A about two inches by means of a block, *e*. (Seen in Fig. 1.) The handle C is secured to the standard B by the bolt *d*, Fig. 1. The brace D' passes through the standard B', as shown at *g*. The rear end of the beam A is secured to the standard B' by the bolt *h*, and the standard is set off from the beam like the standard B, for the purpose of giving sufficient space between the shares. The handle C is secured to the upper end of the standard B' by the bolt *i*.

What we claim as our invention, and desire to secure by Letters Patent, is—

The herein-described arrangement and combination of the beam A, standards B B', handles C C', braces D D', and bolts *a d h i*, as and for the purpose specified.

R. THAYER.
J. McCLELLAND.

Witnesses:

JOSEPH DILLINGER,
LEVI M. GRAHAM.