

J. C. Eiben,

Metal Cans for Lard &c.

N^o 50,344.

Patented Oct. 10, 1865.

Fig. 1.

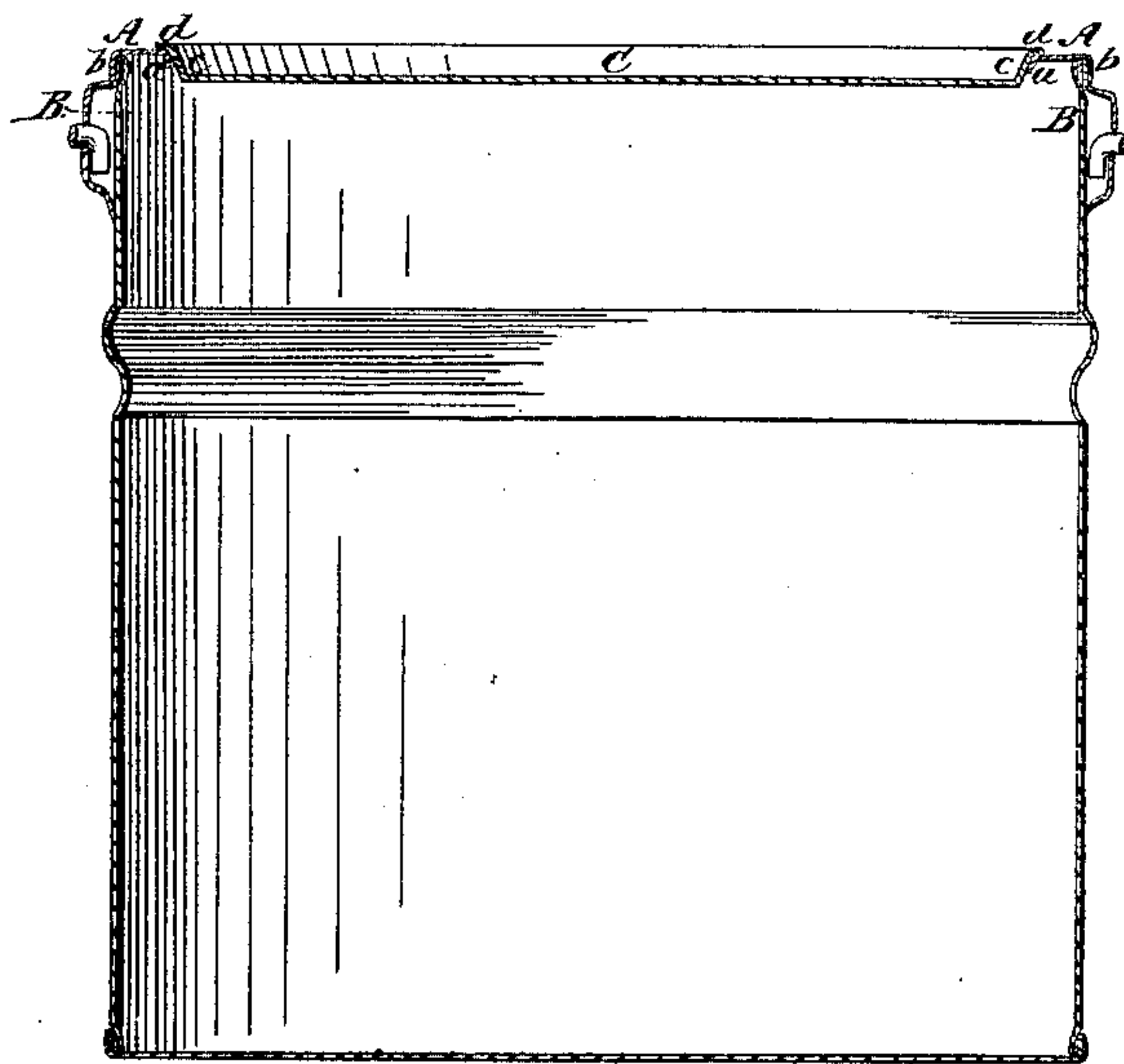


Fig. 2.

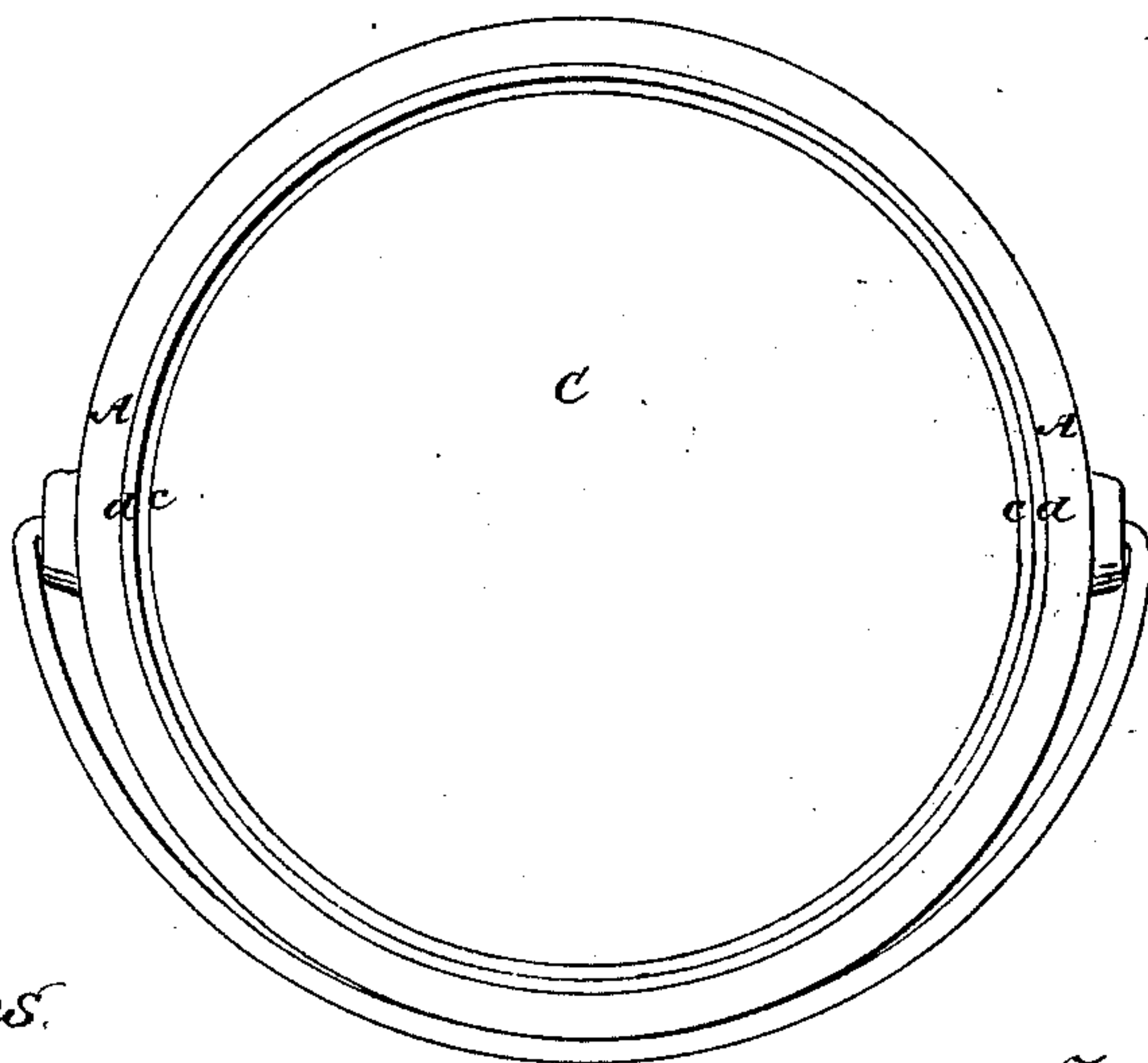
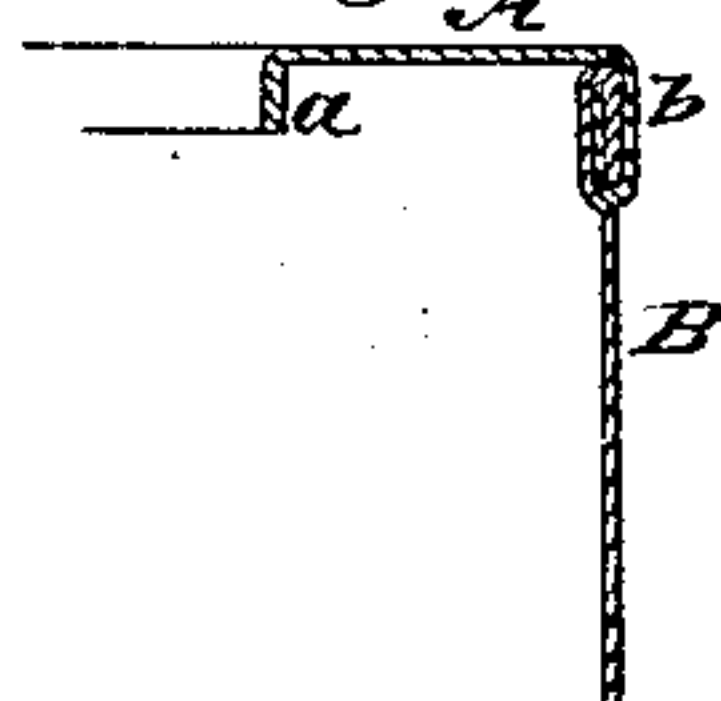


Fig. 3.



Witnesses.
A. Lellerc,
Geo Reed

Inventor.
J. Chr. Eiben

UNITED STATES PATENT OFFICE.

JOHN C. EIBEN, OF NEW YORK, N. Y.

SHEET-METAL CAN.

Specification forming part of Letters Patent No. 50,344, dated October 10, 1865.

To all whom it may concern:

Be it known that I, JOHN C. EIBEN, of the city, county, and State of New York, have invented a new and useful Improvement in Sheet-Metal Cans and Pails for Packing Lard and other Substances; and I do hereby declare that the following is a full, clear, and exact description of the same, reference being had to the accompanying drawings, forming part of this specification, in which—

Figure 1 is a central vertical section of a lard-pail constructed according to my invention. Fig. 2 is a top view of the same. Fig. 3 is a vertical section of a portion of one side and the adjacent portion of the head of the pail on a larger scale than the other figures.

Similar letters of reference indicate corresponding parts in the several figures.

The modes now in use of attaching the heads or covers of tin pails and cans for packing lard are liable to two very serious objections, viz: first, the difficulty of insuring a perfectly tight soldered joint all around the head or cover; and, second, the injury to which the head or cover is subject in opening the pail or can being generally such as to prevent the pail or can, or at least its head or cover, from being effectively used a second time.

The object of my invention is to remedy these defects; and to this end it consists in the construction of the head of the pail or can of two parts, one of which, in the form of a ring, has its outer edge united with the sides of the pail or can by what is termed by sheet-metal workers a "double seam," and has its inner edge turned inward, and the other, which constitutes the removable lid, being made of circular form, with a circular depression entering the opening of the ring, and with a flange lapping over and soldered to the said ring.

To enable others skilled in the art to make and use my invention, I will proceed to describe its construction and operation.

A is the ring, which forms the permanent portion of the head, having its inner edge turned slightly downward, as shown at *a* in Figs. 1 and 3, and having its outer edge united with

the sides B B of the pail by a double seam, *b*, which is formed by what is known as the "double-seaming machine," in a manner well known to workers in sheet metal.

C is the removable lid, of circular form, with a circular depression, *c*, which fits easily into the opening of the ring A, and with a narrow marginal flange, *d*, which rests upon the top of the ring A.

The ring A is united with the sides of the pail in the manufacture of the pail and before it is filled. After the pail has been filled the lid C is put on and its flange *d* united with the ring A by soldering, a small portion of the solder running between the turned in inner edge, *a*, of the ring and the circular depression of the lid, and so uniting them. As this soldered joint between the lid C and ring A is made while the can is upright and without tilting it there is no danger of the contents of the can getting into the joint and interfering with the perfect union by the solder all around the lid, and consequently no liability to leakage at any part of the joint. The ring A is made very stiff by the double-seam joint with the sides of the pail and the turned-in edge *a*, and consequently the said ring is not injured by the act of removing the lid, which can be easily effected by inserting the point of a knife or other instrument under the flange *d* and running it all around the joint, the lid receiving no injury in such operation and being left in a condition to be used again.

What I claim as my invention, and desire to secure by Letters Patent, is—

The head of the pail or can, composed of a ring, A, united with the sides by a double-seam joint, *b*, and having a turned-in edge, *a*, and the removable lid C, with its depression *c* and flange *d*, soldered into and around the opening of the said ring, substantially as herein described.

J. CHR. EIBEN.

Witnesses:

J. W. COOMBS,
G. W. REED.