

W. Smith.

Ventilating Hats.

N^o 50285

Patented Oct. 3, 1865.

FIG. 1.

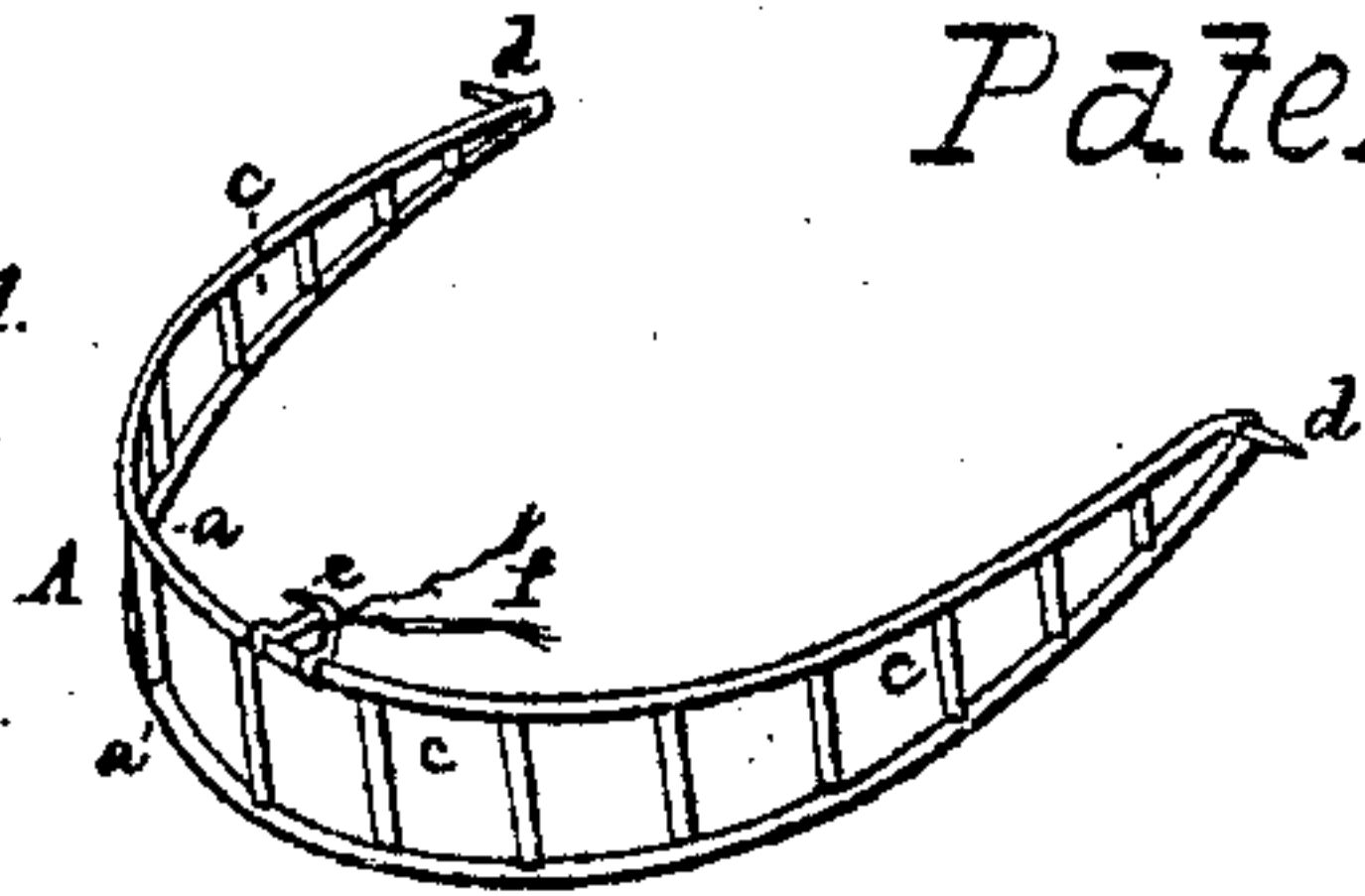


FIG. 2.

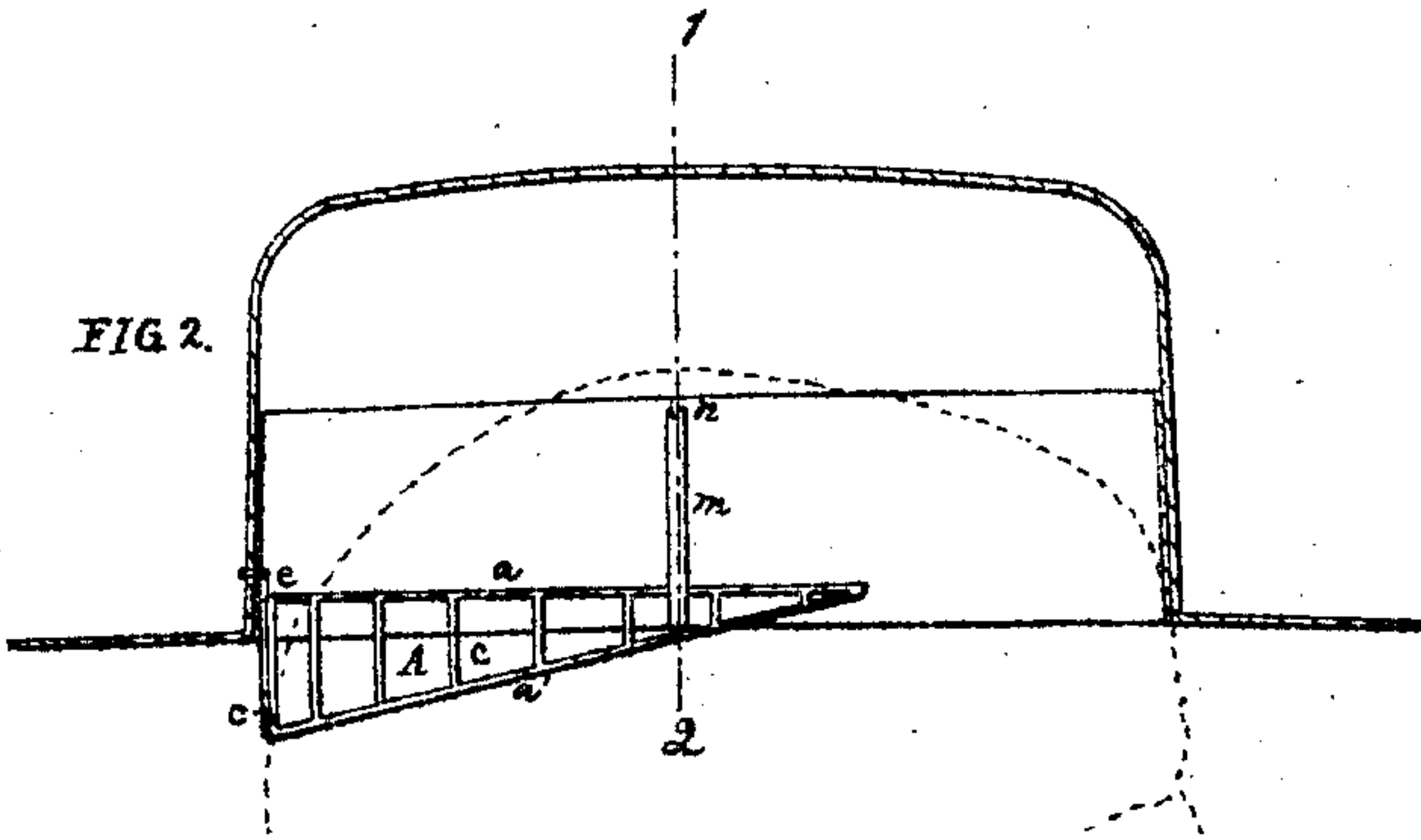


FIG. 4.

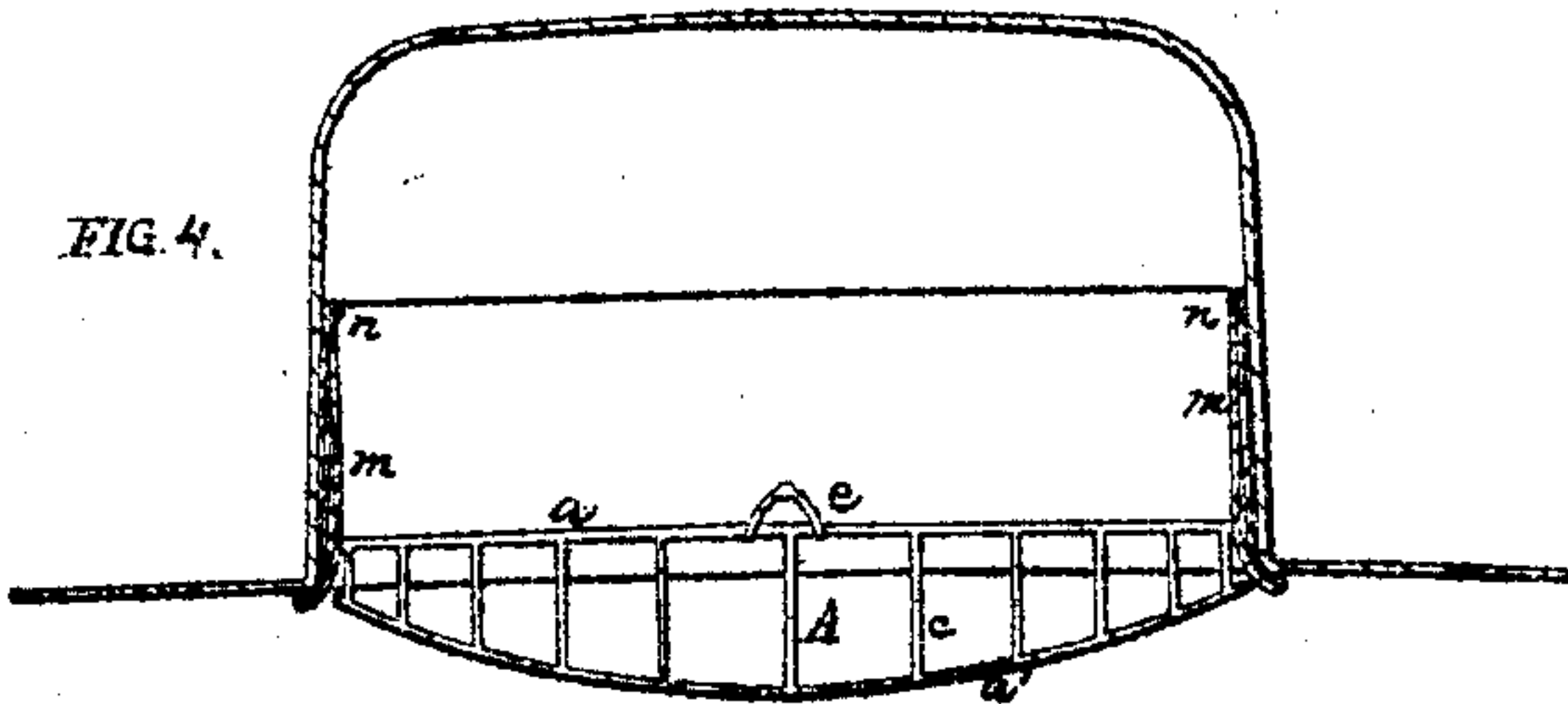
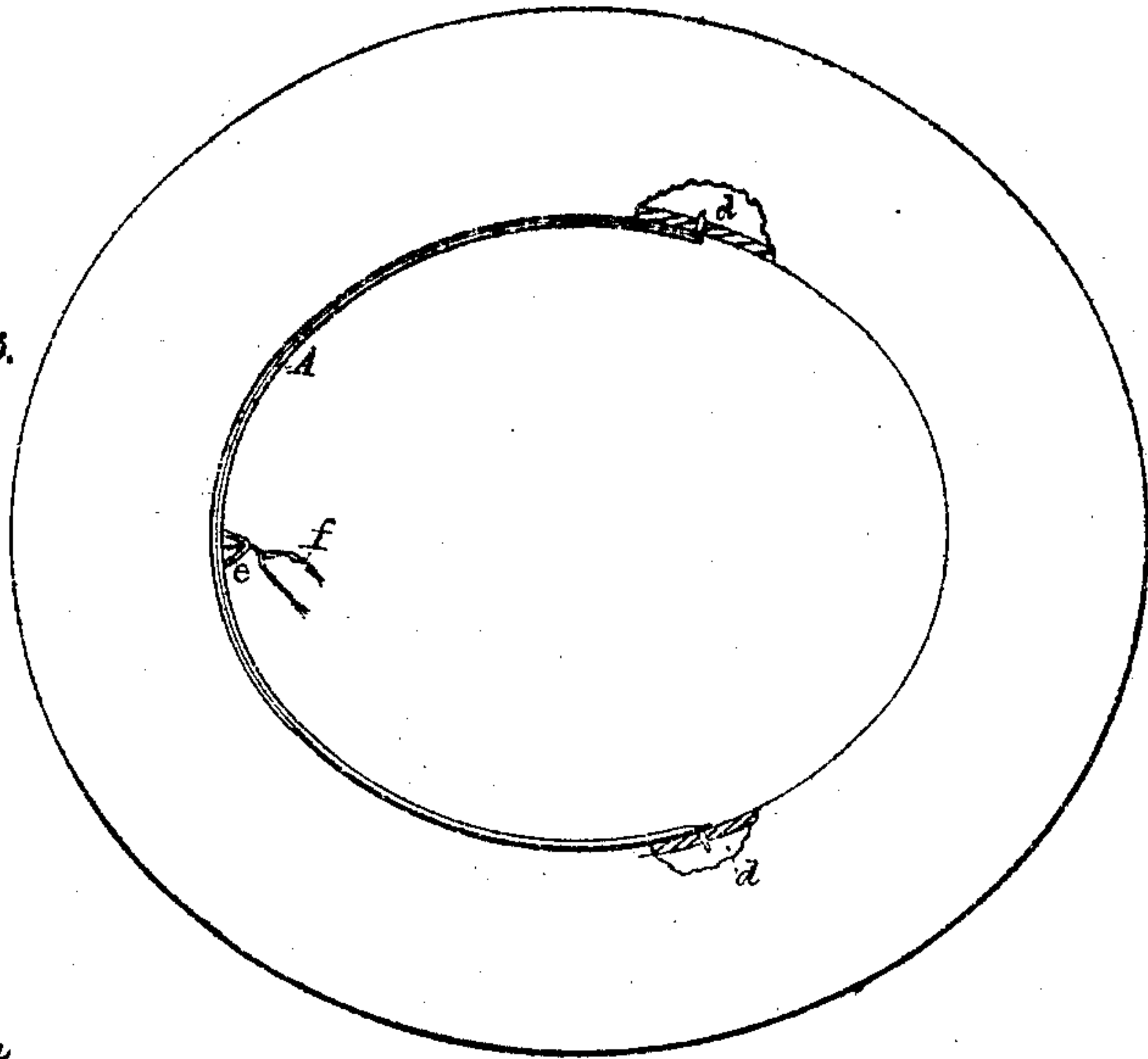


FIG. 3.



Witnesses.

C. B. Price
John Parker.

Inventor.

W. Smith
By his attorney
H. Howson

UNITED STATES PATENT OFFICE.

WILLIAM SMITH, OF PHILADELPHIA, PENNSYLVANIA.

IMPROVEMENT IN VENTILATING DEVICES FOR HATS.

Specification forming part of Letters Patent No. 50,285, dated October 3, 1865.

To all whom it may concern:

Be it known that I, WILLIAM SMITH, of Philadelphia, Pennsylvania, have invented an Improved Ventilating Device for Hats; and I do hereby declare the following to be a full, clear, and exact description of the same, reference being had to the accompanying drawings, and to the letters of reference marked thereon.

My invention consists in a frame constructed substantially as described hereinafter, so that it may be readily secured within a hat, and may be so adjusted within the same as to allow the air to pass freely between the hat and the head; and my invention further consists in certain devices, fully described hereinafter, connected to the said frame for the purpose of retaining it in its position in the hat after adjustment.

In order to enable others to make and use my invention, I will now proceed to describe its construction and operation.

On reference to the accompanying drawings, which form a part of this specification, Figure 1 is a perspective view of my improved ventilating device. Fig. 2 shows the device attached to a hat. Fig. 3 is a plan view of Fig. 2, and Fig. 4 a section on the line 1 2, Fig. 2.

A is a metal frame, which consists of strips *a a'*, joined at the ends and connected by ribs *cc* of such a length that the frame is widest in the middle. From the frame, at each end of the same, projects outward a pointed pin, *d*, and to the upper strip, *a*, near the center, is hung a catch, *e*, to which is secured a cord, *f*, for a purpose described hereinafter. The frame is introduced into a hat so that the center of the same will be adjacent to the central portion of the back of the hat. The frame is then pressed closely against the head-band at all points, and the pointed pins *d* are pushed through the body of the hat.

When it is not desired to use the frame, the lower strip, *a'*, is brought even with the brim of the hat. When, however, the head of the wearer becomes heated, and it is desired that the air should circulate above the same, the

frame is brought to the position shown in Figs. 2 and 4, the point of the catch *e* being pressed into the head-band so as to prevent the frame from returning to its first position when the hat is placed on the head, which is now in contact with the lower strip, *a'*, instead of with the head-band, so that there is a space between the latter and the strip, through which the air can circulate freely.

When the hat is removed the catch *e* may be withdrawn from the head-band by means of the cord *f*, and the frame may then be adjusted to its first position.

In order to prevent the frame from swinging downward when the hat is removed from the head, an elastic strip, *m*, secured to a pin, *n*, passing through the head-band, may be passed across the upper strip, *a*, as shown in the drawings, the upper end of the elastic strip being caught by the point of the pin, from which it can be removed when it is desired to detach the frame from the hat.

It will be seen that the device is exceedingly simple, that it may be readily attached to the hat, and that it will accommodate itself to hats of any size.

Without confining myself to the precise construction of the device herein described, or to the manner of attaching the same to the hat,

I claim as my invention and desire to secure by Letters Patent—

1. The frame A, constructed and adapted for being secured within a hat, substantially as and for the purpose specified.

2. The combination, with the said frame, of the catch *e*, pin *n*, and elastic bands *m*, for securing the frame in its position, substantially as set forth.

In testimony whereof I have signed my name to this specification in the presence of two subscribing witnesses.

WM. SMITH.

Witnesses:

CHARLES E. FOSTER,
W. J. R. DELANY.