

J. A. MINOR.
Umbrella-Holder.

No. 50,261.

Patented Oct. 3, 1865

Fig. 3

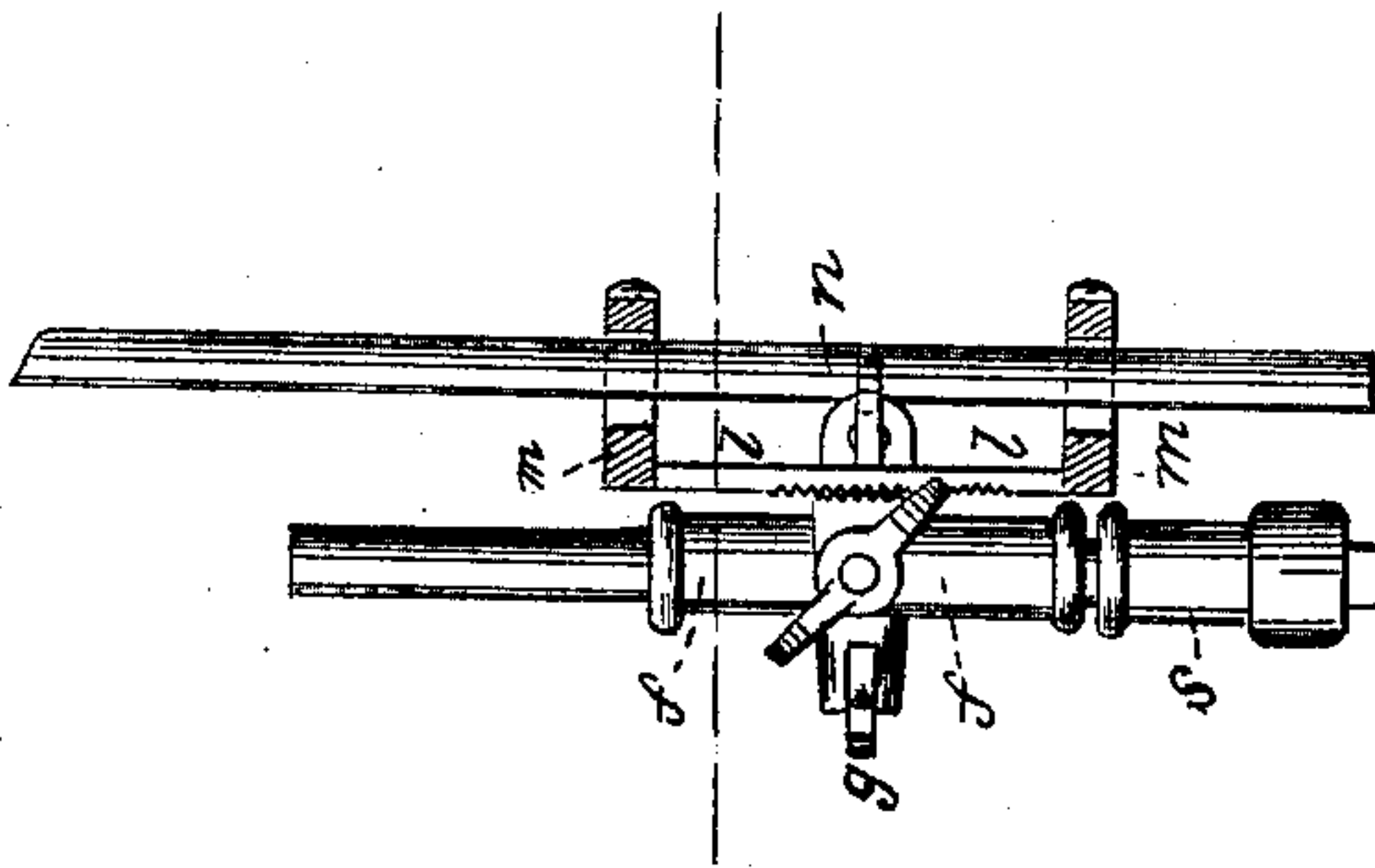


Fig. 2

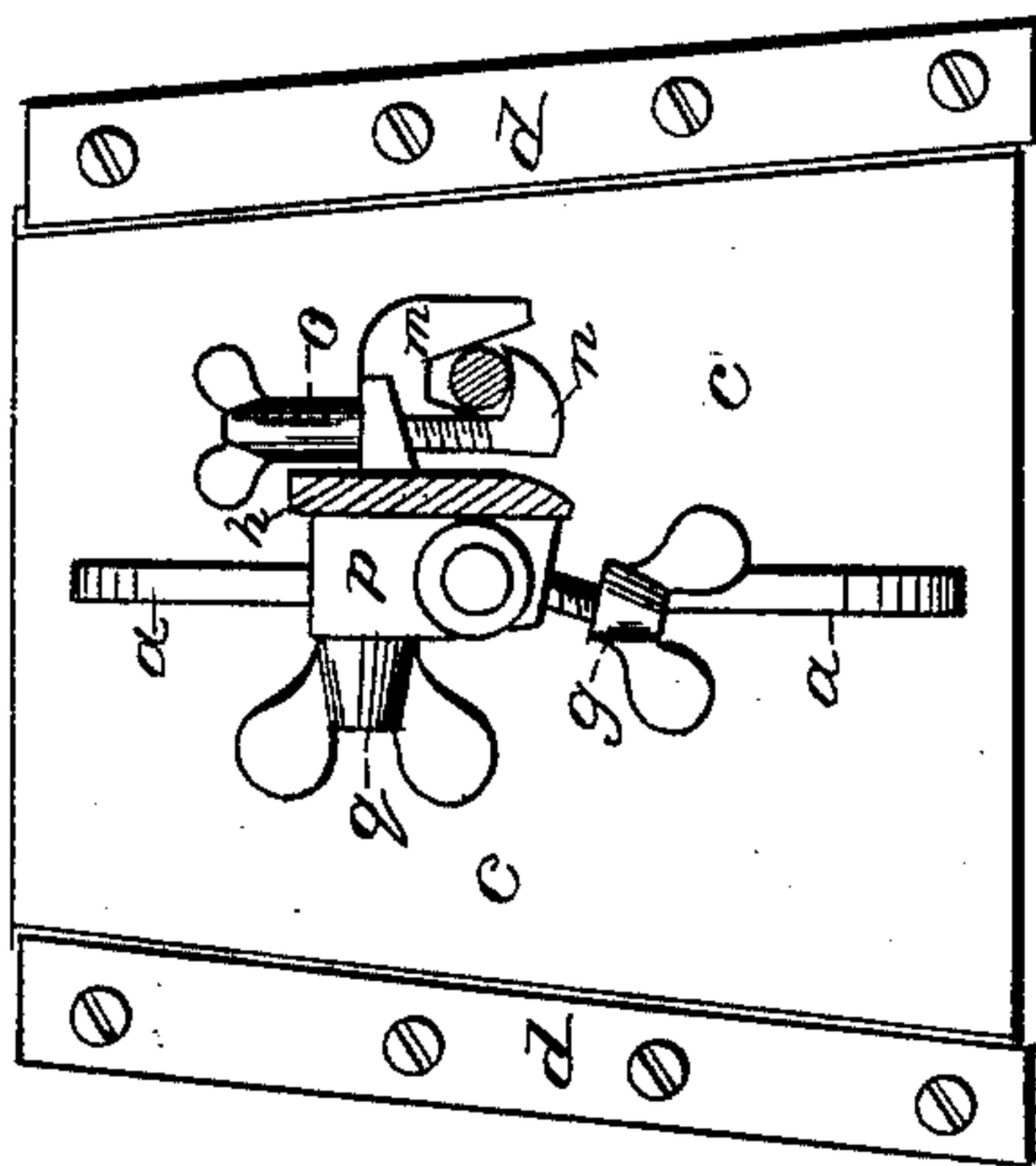

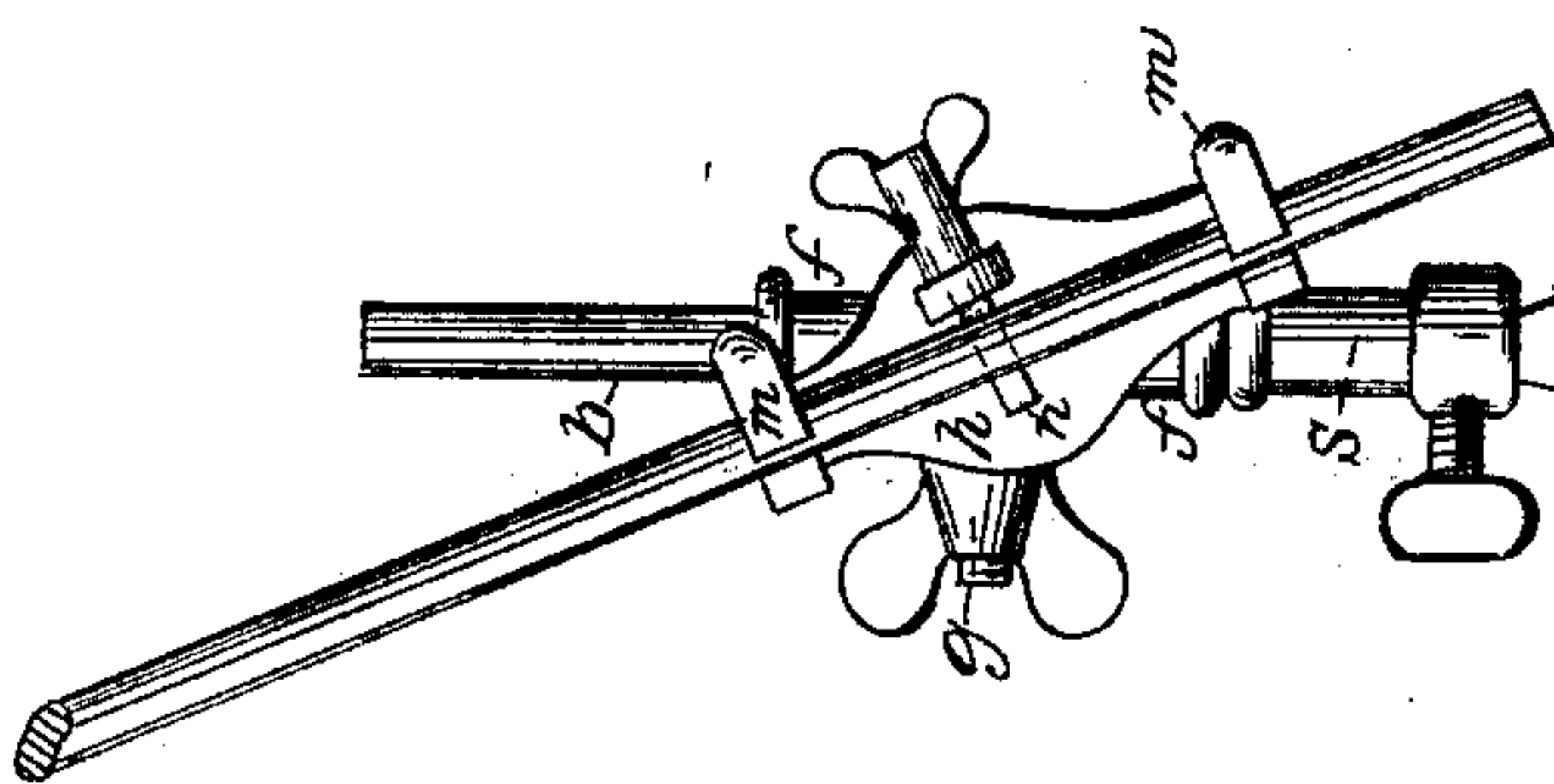


Fig. 1



Witnesses:

C. L. Popple
J. M. Brington

Inventor:

J. A. Minor
By Munn & Co.

UNITED STATES PATENT OFFICE.

J. A. MINOR, OF MIDDLETOWN, CONNECTICUT.

IMPROVEMENT IN UMBRELLA-HOLDERS.

Specification forming part of Letters Patent No. 50,261, dated October 3, 1865.

To all whom it may concern:

Be it known that I, J. A. MINOR, of Middletown, in the county of Middlesex and State of Connecticut, have invented a new and Improved Umbrella-Holder; and I do hereby declare that the following is a full, clear, and exact description thereof, which will enable others skilled in the art to make and use the same, reference being had to the accompanying drawings, forming part of this specification.

The present invention relates to certain new and useful improvements in holders for umbrellas, especially adapted for carriages and vehicles of all kinds, either for protection from storms or from the rays of the sun; and it consists in an arrangement of devices whereby the position of the umbrella can be adjusted at pleasure to suit the requirements of each case, and as may be necessary to obtain the most protection from a storm or the sun's rays.

In accompanying plate of drawings my improvements are illustrated, Figure 1 being an elevation of the umbrella-holder; Fig. 2, a plan or top view of the same; Fig. 3, also an elevation, but from a different side to that represented in Fig. 1.

a a in the drawings represent a standard, terminating at its upper end in a rod, *b*, and at its lower end attached to or forming a part of a flat plate of metal, *c*, by which it is secured to the vehicle, and held in place with fixed side cleats, *d d*, thereof, properly arranged for it, and so as to allow it to be slid in and out and thus be detached from the vehicle, if desired. On this rod *b*, which may be of any desired length, is a sliding sleeve, *f*, having a set-screw, *g*, for securing it in any position, either high or low, upon which sleeve is hung a plate, *h*, having each end *l* made with hooked-shaped projecting arms *m m*, through which the staff of the umbrella is passed, as shown by red lines in the drawings, and tightly clamped by means of a center hook, *n*, passing partially around it and attached to

a thumb-screw, *o*, of the plate *h*. The plate *h* swings about and upon a bolt-pin, *p*, by the thumb-nut *q*, on the outer side of which it is tightly and securely held at any desired angle with regard to the length of the sleeve, thus allowing the umbrella to be set in an inclined position, whether to the right or left, the surfaces of the plate *h* in contact with the sleeve being roughened or serrated, together with that of the sleeve, so as to prevent any possibility of the plate or frame slipping thereon.

Upon the shaft or rod *b* and below its sleeve is a supplementary sleeve, *s*, by means of which the umbrella-holding sleeve can be held at any desired height and yet be allowed freely to play upon its rod, as is obvious, the importance of which, in cases of high winds and heavy storms, by thus relieving the umbrella from strains, is apparent.

From the above description it is evident that with my improved umbrella-holder the height to which it is desired to raise the umbrella, as well as its inclination, can be readily and easily regulated at pleasure, and that, furthermore, the holding devices can be allowed to freely play upon the staff of the holder, as hereinbefore stated.

Having thus described my invention, I claim as new and desire to secure by Letters Patent—

1. The combination of the adjustable sleeve *f* and swinging frame or plate *h*, constructed and arranged together upon a common rod or staff, substantially as herein described, and for the purposes specified.

2. In combination with the above, the use of the supplementary sleeve *s*, for the purpose set forth.

The above specification of my invention signed by me this 7th day of August, 1865.

J. A. MINOR.

Witnesses:

ALBERT W. BROWN,
M. M. LIVINGSTON.