


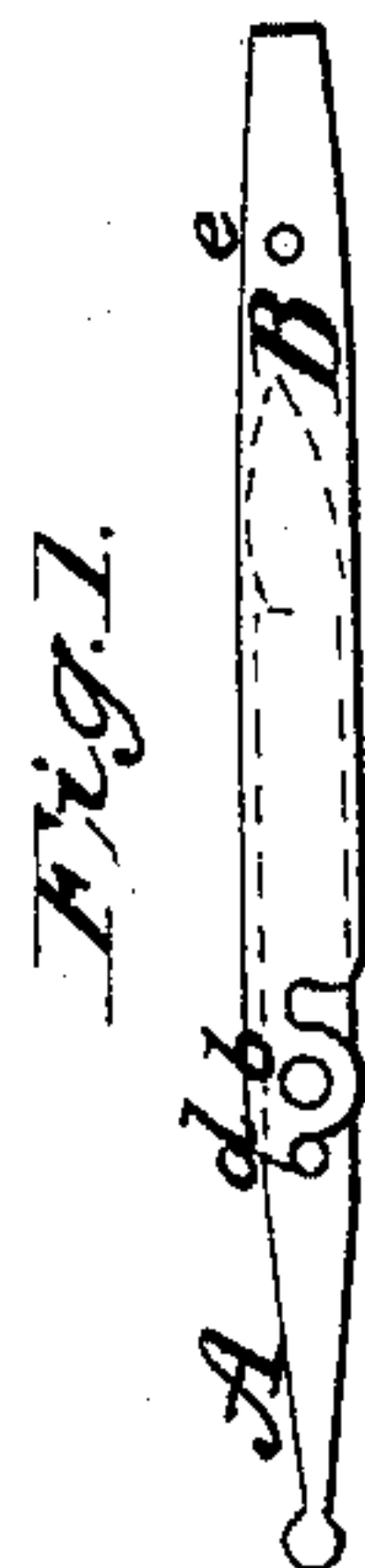
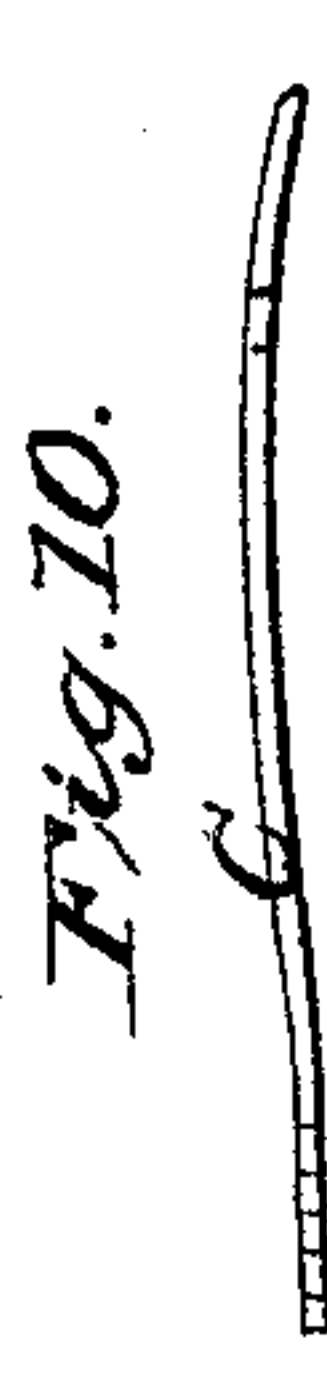
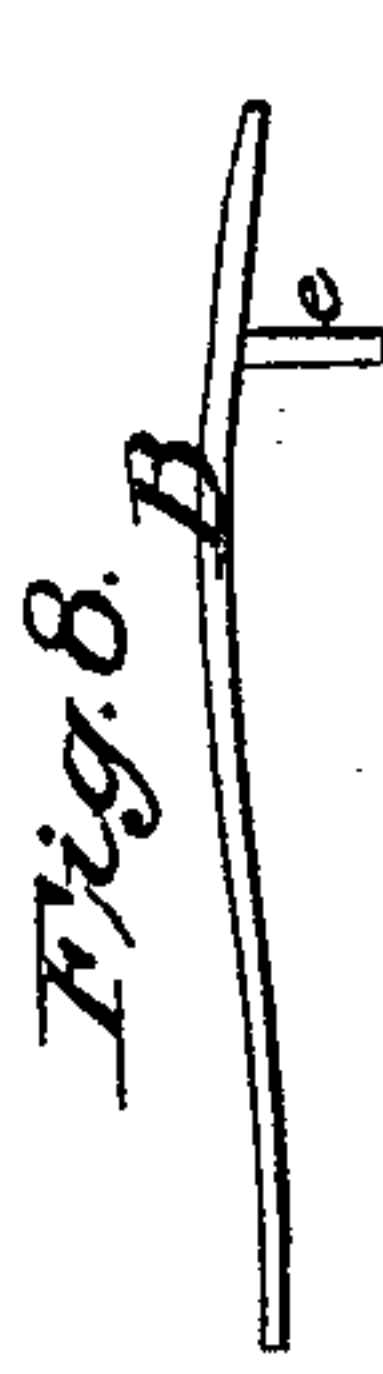

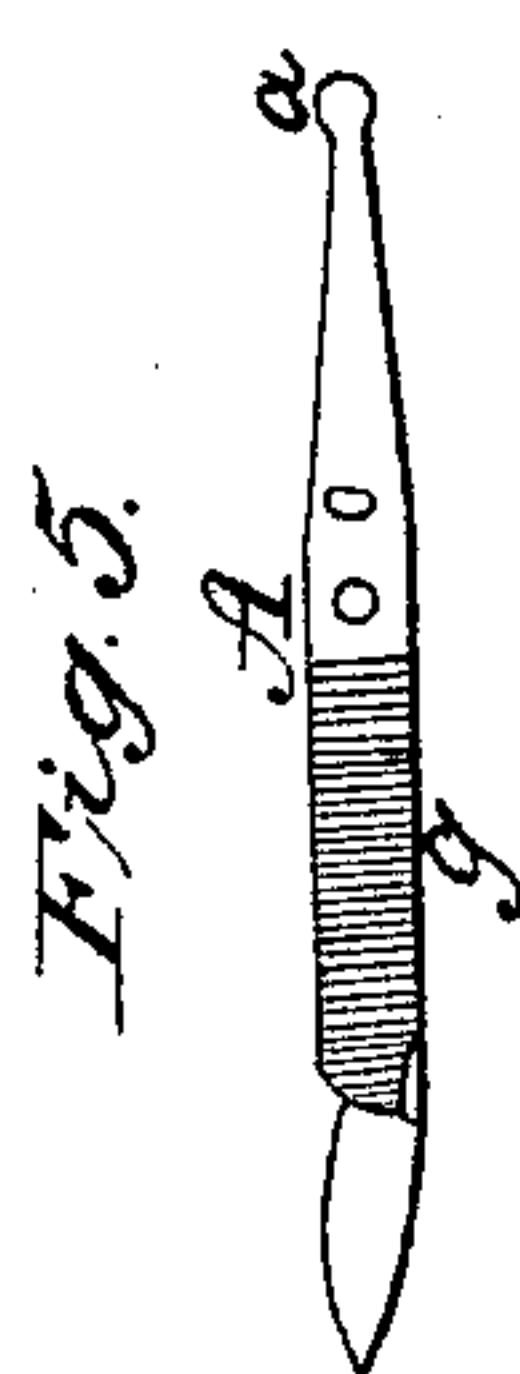


*B. C. English,*

*Pocket Knife.*

*N<sup>o</sup> 50,106.*

*Patented Sep. 26, 1865.*



*Witnesses:*

*J. B. Gardner  
W. H. Bolander*

*Inventor:*

*B. C. English*

# UNITED STATES PATENT OFFICE.

B. C. ENGLISH, OF SPRINGFIELD, MASSACHUSETTS.

## COMBINED KNIFE, TWEEZERS, AND EAR-SPOON.

Specification forming part of Letters Patent No. 50,106, dated September 26, 1865.

*To all whom it may concern:*

Be it known that I, B. C. ENGLISH, of Springfield, Hampden county, Commonwealth of Massachusetts, have invented an Improved Pocket-Tool, consisting of a combination of a knife, tweezers, and ear-spoon; and I do hereby declare that the following is a full and exact description thereof, reference being had to the accompanying drawings, and to letters of reference marked thereon.

In the drawings, Figure 1 shows the tool with the ear-spoon in position for use. Fig. 2 is an edge view of the same; Fig. 3, a side view of the same, but reversed, so that the knife is ready for use. Fig. 4 is an edge view of Fig. 3. Fig. 5 is a side view, and Fig. 6 an edge view, of the knife and spoon. Figs. 7, 8, 9, and 10 are detail views of the parts which form the handle for the knife and spoon, and together, as shown in Figs. 3 and 4, form the tweezers.

The object of this invention is to obtain a small and convenient pocket-tool to use for cleaning the nails, removing dirt and wax from the ears, and other necessary operations on the face and hands which usually require several larger and, consequently, more inconvenient tools. In construction this consists of three parts. (Shown in detail in Figs. 5, 6, 7, 8, 9, and 10.) These consist of, first, (the piece shown in Figs. 5 and 6,) having a knife-blade such as is sometimes seen in common pen-knives, the outer end only of which is formed into a blade having a cutting-edge, and the rest of it being formed into a file. On the other end of this, at *a*, is formed a small scoop or spoon for the removal of wax, &c., from the

ears. The other two parts (shown in Figs. 7 and 8 and 9 and 10) form the tweezers and the handle for the knife and ear-spoon. These parts are riveted to the part shown in Figs. 5 and 6 at *b*, and when together, (as shown in the first four figures,) are held from moving sidewise by the pins *d* and *e*, the former of which is attached to the part A and enters notches in the parts B and C, and the latter, *e*, projects from the part B and enters a hole in C.

By this arrangement either the part *a* of A, having the ear-spoon on it, can be exposed or the knife-blade and file *g*, by simply turning the parts B and C on the pivot *b* and springing the part C over B, so that the pin *e* may enter the hole in C, as before mentioned.

It will be seen that in this way I have a simple, compact, cheap, and exceedingly useful tool, which, on account of its small size, is much more convenient to carry than any other tools for the various purposes—viz., knife, tweezers, and ear-spoon—than anything before known to me.

I am aware that separately these different parts are not new; nor I do I claim any or either of them used alone; but,

Now having described my invention, what I claim as new, and desire to secure by Letters Patent, is—

As a new and improved article of manufacture, the device herein described.

B. C. ENGLISH.

Witnesses:

J. B. GARDINER,  
W. H. BOLANDER.