

J. P. Woodcock,

Gate Latch.

N^o 49,819.

Patented Sep. 5, 1865.

Fig. 3.

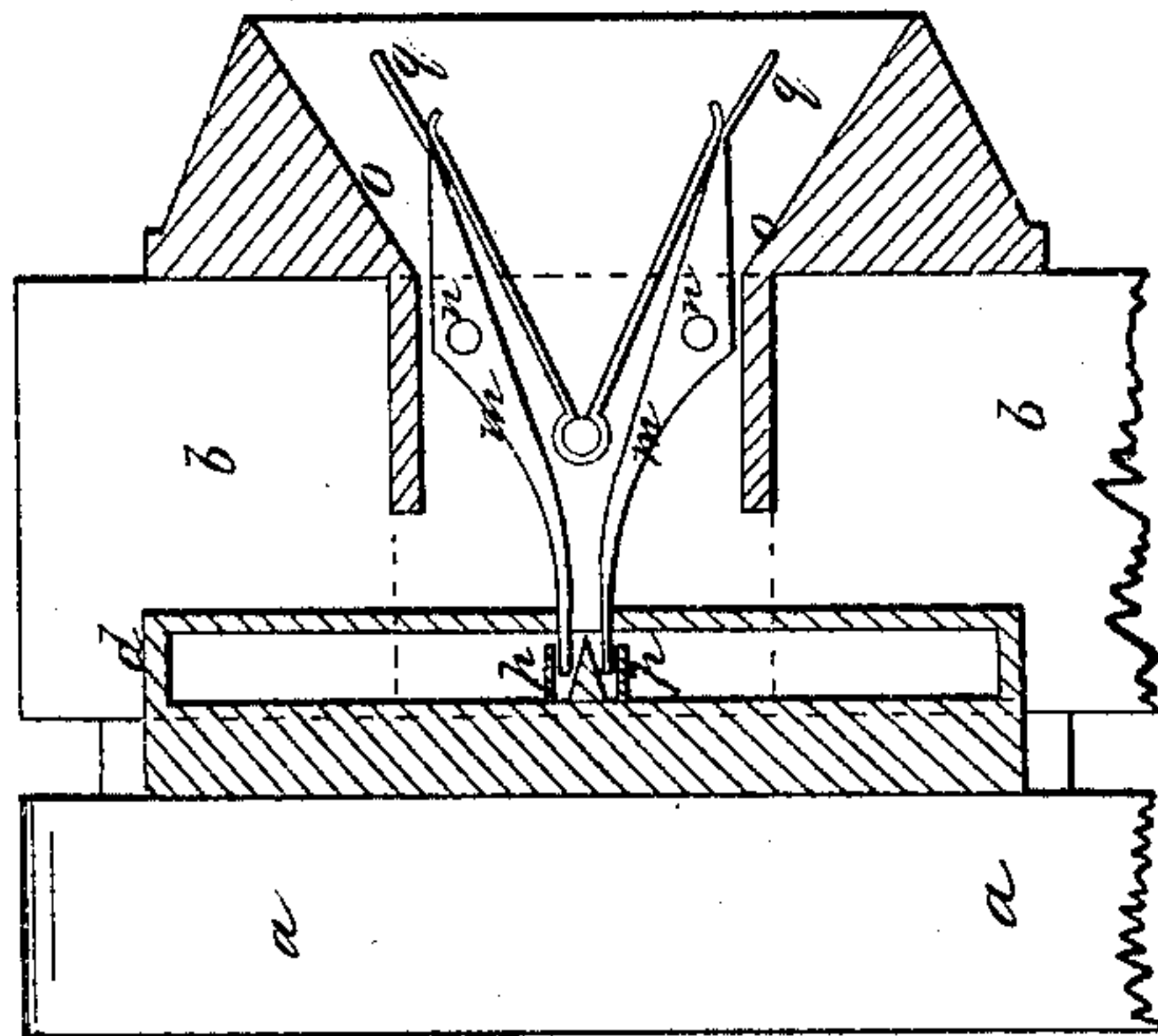


Fig. 2.

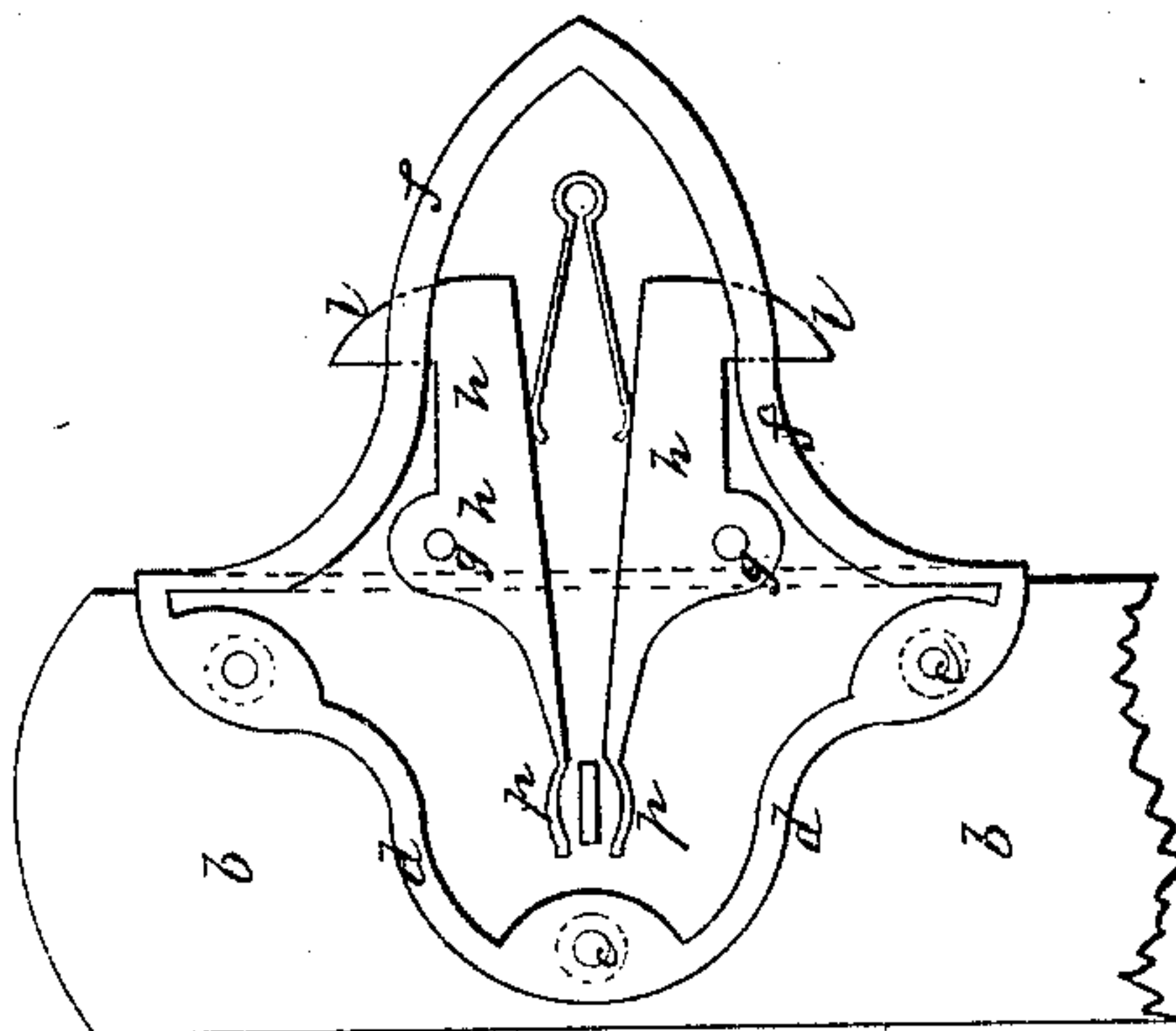
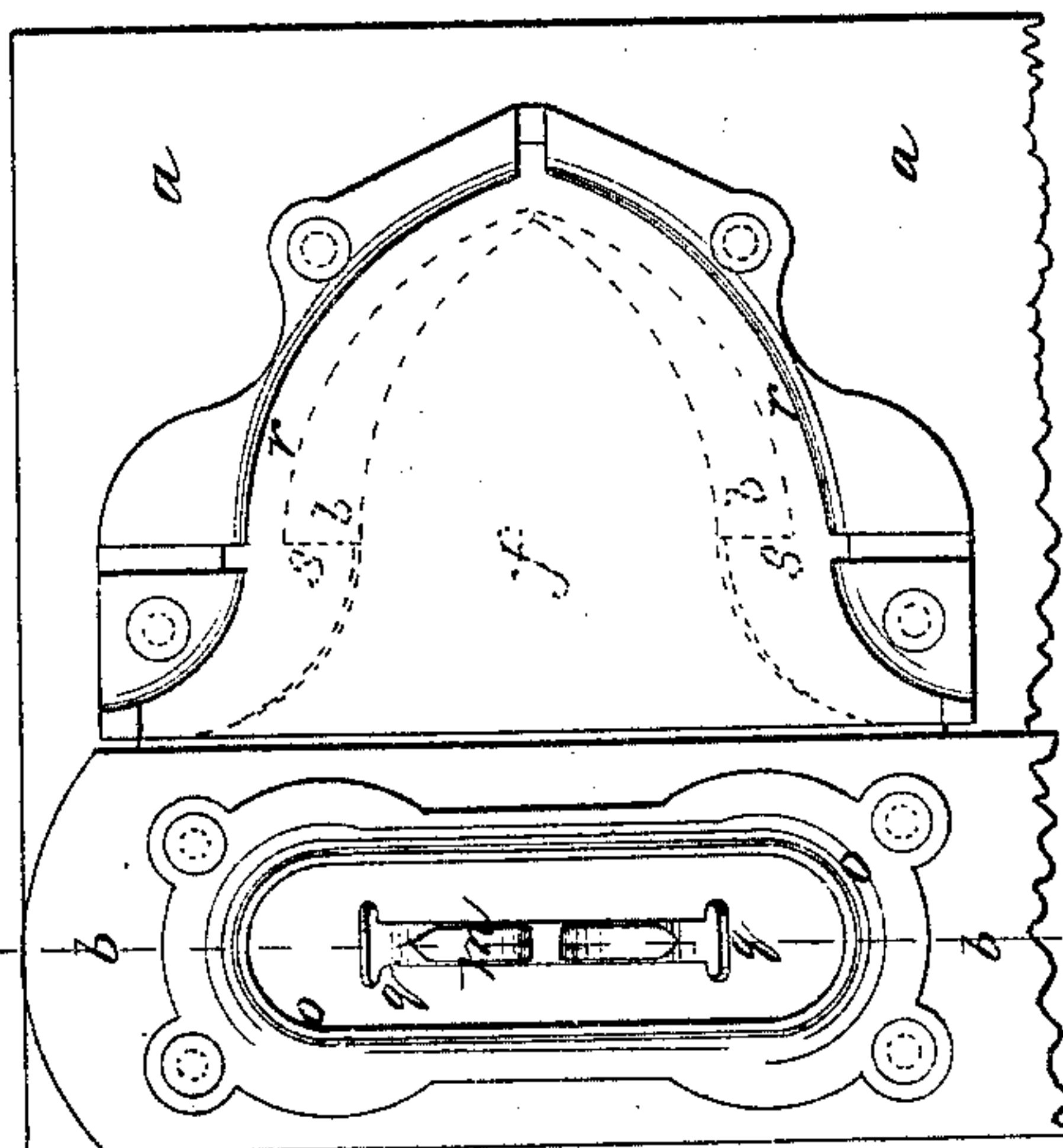


Fig. 1.



Witnesses:

*Chas. Tinsley
Wm. Crewin*

Inventor:

*J. P. Woodcock
per munn & c
attorneys*

UNITED STATES PATENT OFFICE.

JOHN P. WOODCOCK, OF BEDFORD, NEW YORK.

IMPROVEMENT IN GATE-FASTENINGS.

Specification forming part of Letters Patent No. 49,819, dated September 5, 1865.

To all whom it may concern:

Be it known that I, JOHN P. WOODCOCK, of Bedford, in the county of Westchester and State of New York, have invented a new and useful Improvement in Fastenings for Gates; and I do hereby declare that the following is a full, clear, and exact description thereof, which will enable others skilled in the art to make and use the same, reference being had to the accompanying drawings, forming part of this specification.

The present invention consists in a novel arrangement of devices intended more particularly to be used as a fastening for farm-gates, whereby the sagging of the gate when fastened is not only entirely prevented, but it is impossible for the gate to be opened or unfastened except in the proper manner, thus providing a sure and reliable gate-fastening for pasture-fields for cattle, the advantages of which are apparent.

In the accompanying plate of drawings my improvement is represented, Figure 1 being a side view of the fastening device as applied to a gate; Fig. 2, a similar view showing the interior devices, and Fig. 3 a transverse vertical sectional view in plane of line *x x*, Fig. 1.

Similar letters of reference indicate like parts.

a and *b* in the drawings represent a portion of a fence and gate, both of which can be made of any shape, style, and material, and the gate hung by hinges or in any other proper manner to the fence.

On one side of the gate *b* is secured, by means of screws *c c c*, a shallow metallic casing or box, *d d*, having a projecting tongue, box, or piece, *f*, in which are hung, upon pivots *g g*, two spring-arms, *h h*, having hooked-shaped ends *l l* projecting through the sides of the tongue, as plainly represented in Fig. 2.

m m are two spring lever-arms hung upon pivots *n n* of a hollow bushing or casing, *o*, of the gate at right angles to the hooked-shaped arms *h h*, and engaging at their inner ends with the inner ends, *p p*, of the same. These arms project from the gate and have thumb-shaped ends *q q*, for convenience in operating them.

On fence *a*, and directly opposite to the tongue-piece *f* of the gate, is attached a hollow casing or socket, *r*, made of corresponding shape to the tongue *f*, and with shoulders *s s* upon each side of the same in proper position, so that as the said tongue is inserted within the same the hook ends of the tongue-arms shall engage and interlock with them, as shown in dotted lines in Fig. 1, thereby fastening the gate and rigidly holding it so until they are disengaged therefrom, which is accomplished by simply pressing together with the fingers the thumb-pieces of the lever *m m*, which by impinging against the inner ends of the arms *h h* cause them to turn sufficiently on their pivots to withdraw their hook ends from the socket-shoulders, as is evident without further description.

I claim as new and desire to secure by Letters Patent—

The combination of the thumb spring-levers *m m*, spring-levers *h h*, with hook-shaped ends, and hollow casing or socket *r*, arranged together substantially in the manner described, and for the purpose specified.

The above specification of my invention signed by me this 4th day of May, 1865.

JOHN P. WOODCOCK.

Witnesses:

M. M. LIVINGSTON,
ALBERT W. BROWN.