

B. F. Bee,
Game,
No 49,700, *Patented Sept. 5, 1865.*

Fig. 1.

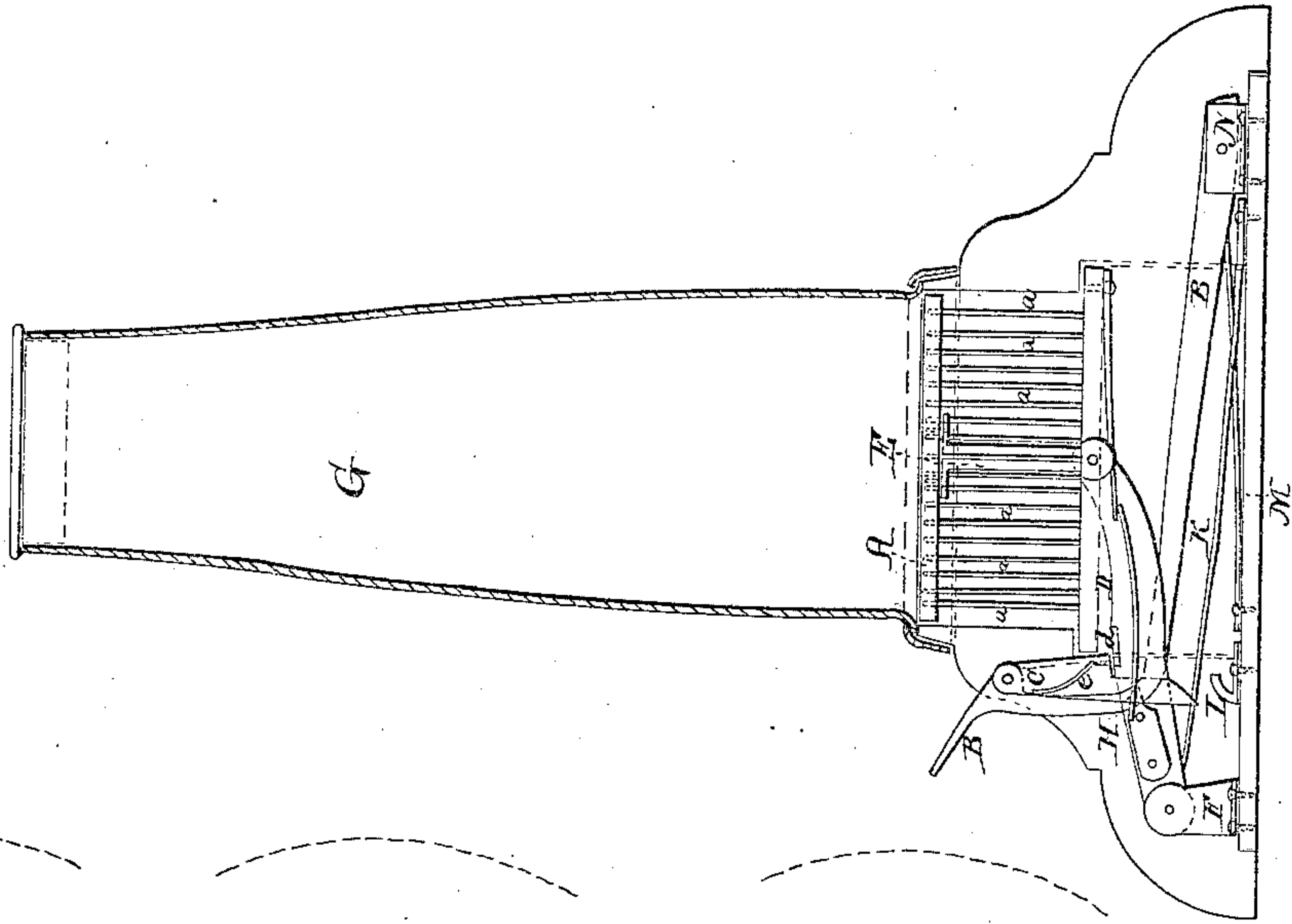


Fig. 2.

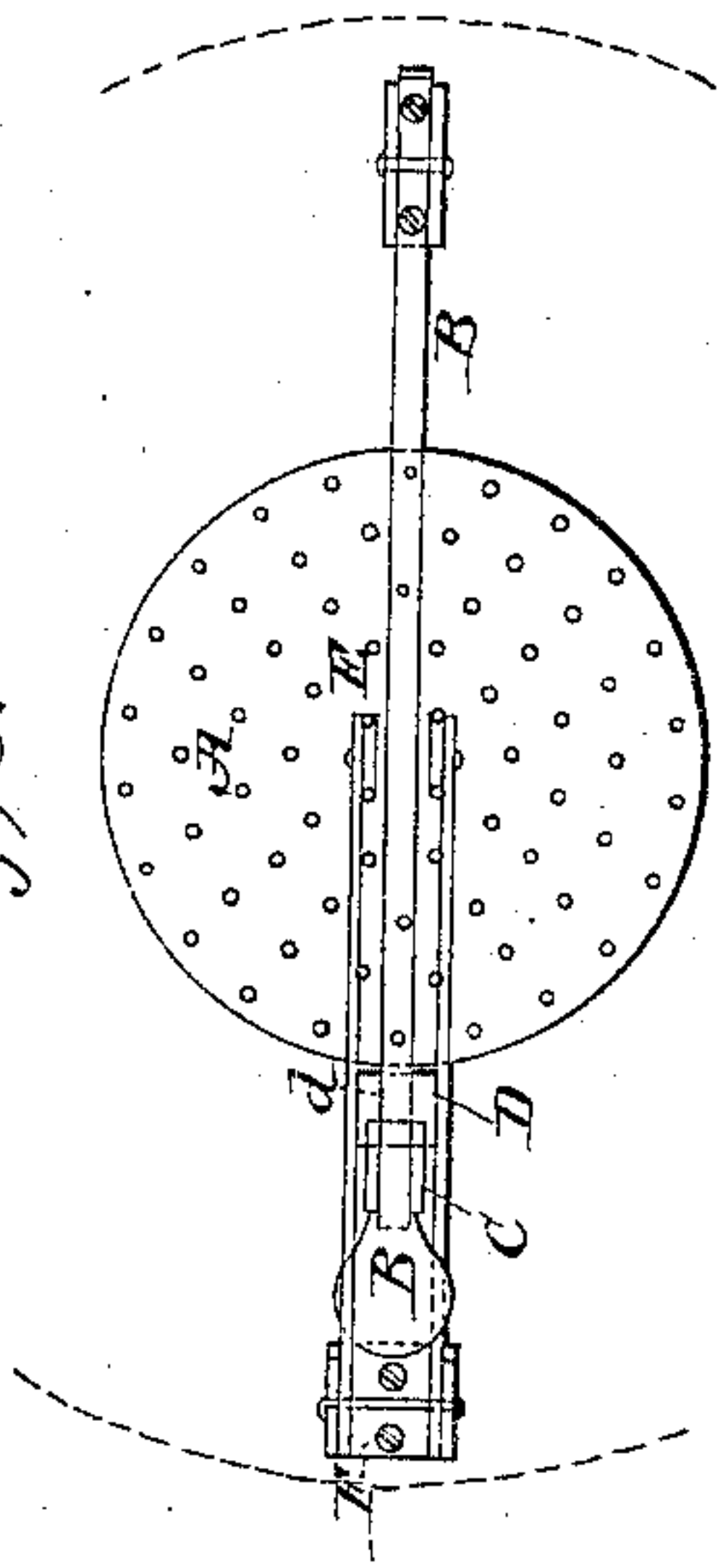


Fig. 3.

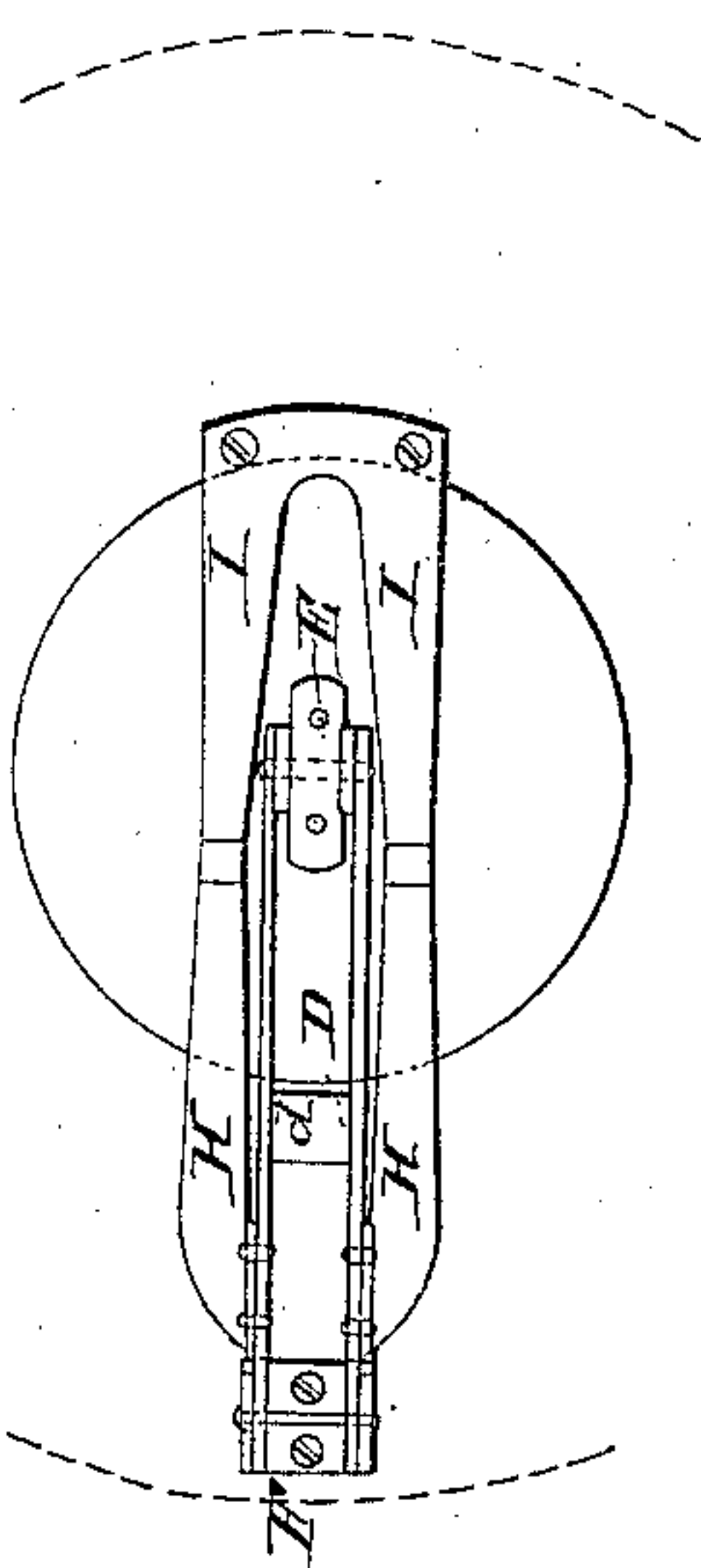
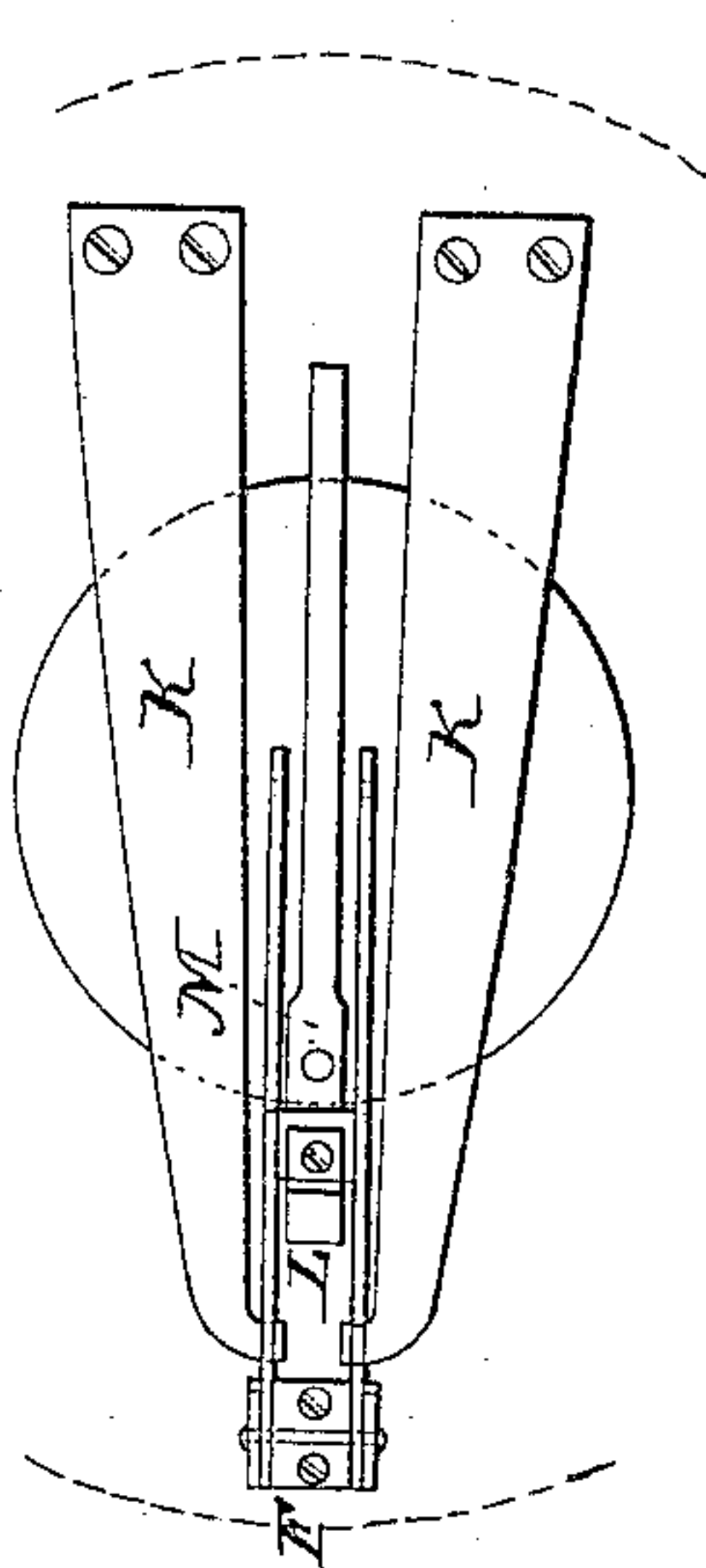


Fig. 4.



Witnesses;
Obed Nickerson
Obed Brooks

Inventor;
Benjamin F. Bee

UNITED STATES PATENT OFFICE.

BENJAMIN F. BEE, OF HARWICH, MASSACHUSETTS.

INSTRUMENT FOR THROWING DICE.

Specification forming part of Letters Patent No. 49,700, dated September 5, 1865.

To all whom it may concern:

Be it known that I, BENJAMIN F. BEE, of Harwich, in the county of Barnstable and State of Massachusetts, have invented a new and useful Machine or Apparatus for Throwing Dice; and I do hereby declare that the following is a full, clear, and exact description of the construction and operation of the same, reference being had to the annexed drawings, making a part of this specification, in which—

Figure 1 is a longitudinal elevation; Fig. 2, a plan of platform A and its connections; Fig. 3, a plan of relief-springs H and I; Fig. 4, a plan of main and feather springs.

The same letters designate the same parts in the several drawings.

A is a perforated disk sliding vertically upon a number of small wires, *a a*.

B is a lever with its fulcrum at N, and a thumb-piece projecting through the shell of the machine for operating the same.

C is a detent or pawl attached to the lever B and moving with it. It is kept tending forward by the small spring *e*.

D is an open or double lever, joined by the bridge at *d*, turning on its fulcrum at F, and connected by E to the disk A.

H H are flat springs attached to the levers D, which, by their contact with other stationary springs, I I, relieve the jar which would otherwise occur in the operation of the machine.

K K are the main springs acting upon the levers D.

M is a feather-spring for returning the lever B.

L is a stationary cam-piece, which, by its contact with the points of C, causes the disengagement of the detent.

G is a transparent cover for arresting any excessive or erratic motions of the dice.

The operation is as follows: The dice being placed upon the disk or platform A, depress the lever B. The detent C will engage the bridge *d* of the levers D, and A will be depressed, leaving the dice suspended on the points of the wires *a a*. By continuing the motion the lower points of C will strike L and the detent will be withdrawn from *d*, when the action of the main springs K K will cause a smart rebound of the disk A, which will be communicated to the dice, throwing them up with more or less force, while the disk remains ready to receive them on their return. On relieving the pressure from the lever B the feather-spring M causes it to return. The detent C is thrown forward by *e*, and the operation may be repeated.

It should be observed that it is not necessary that the pressure on B should be relieved to cause the ascent of A. This is accomplished with uniformity and certainty whenever C attains the proper point of depression. Whether the motion of B be slow or rapid, the result is the same. This precludes all attempts at fraud while using the apparatus, and is one of its most valuable features.

The relieving-springs H and I should be so adjusted as to allow the disk A to give a proper blow to the dice, and absorb whatever force besides, by which means a disagreeable jar is avoided.

What I claim as my invention, and desire to secure by Letters Patent, is—

The perforated disk A and wires *a a*, the same being combined and operated substantially as set forth.

BENJAMIN F. BEE.

Witnesses:

OBED NICKERSON,
OBED BROOKS.