

C. HOWLETT.
Cartridge-Box.

No. 49,523.

Patented Aug 22, 1865.


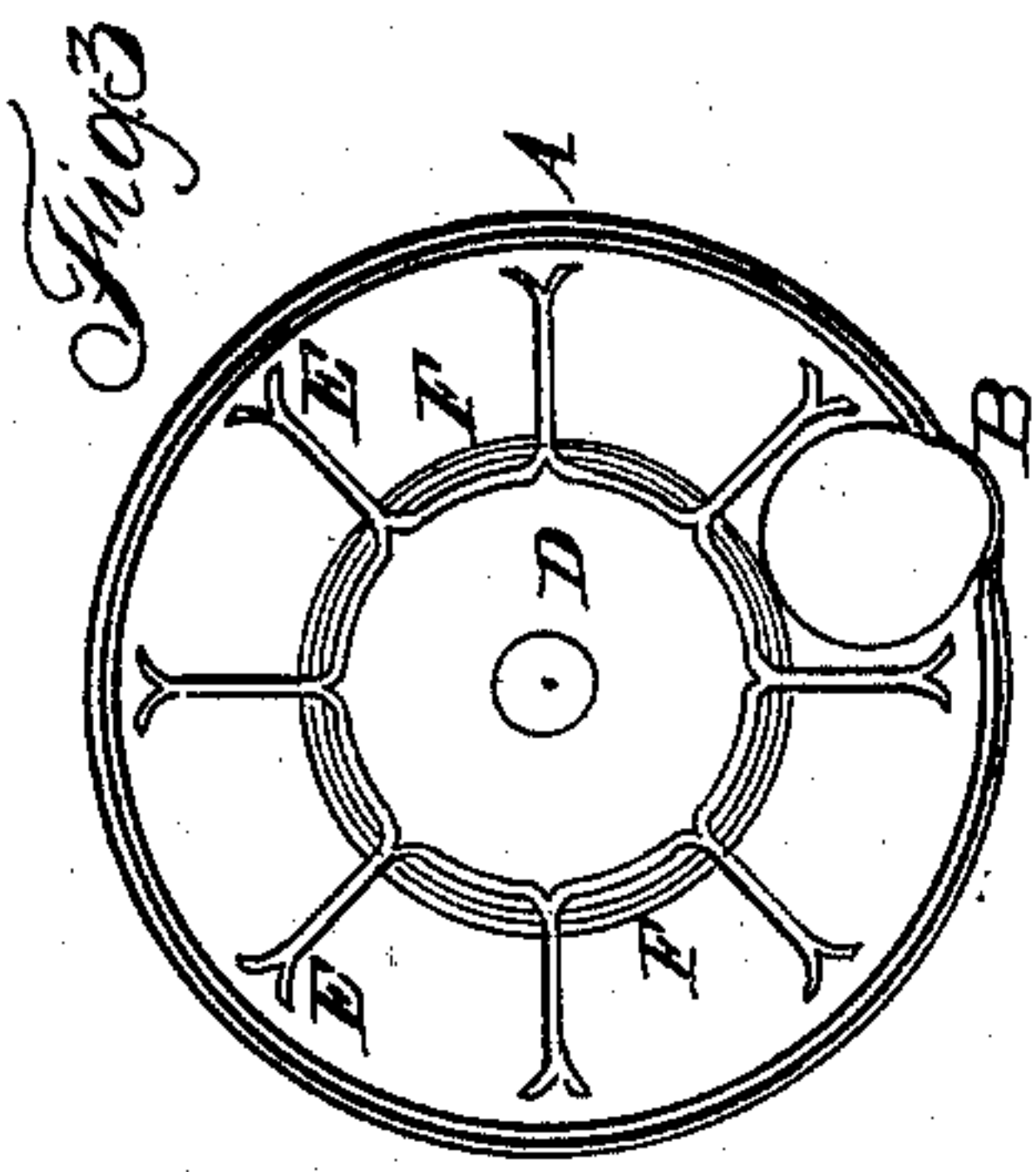
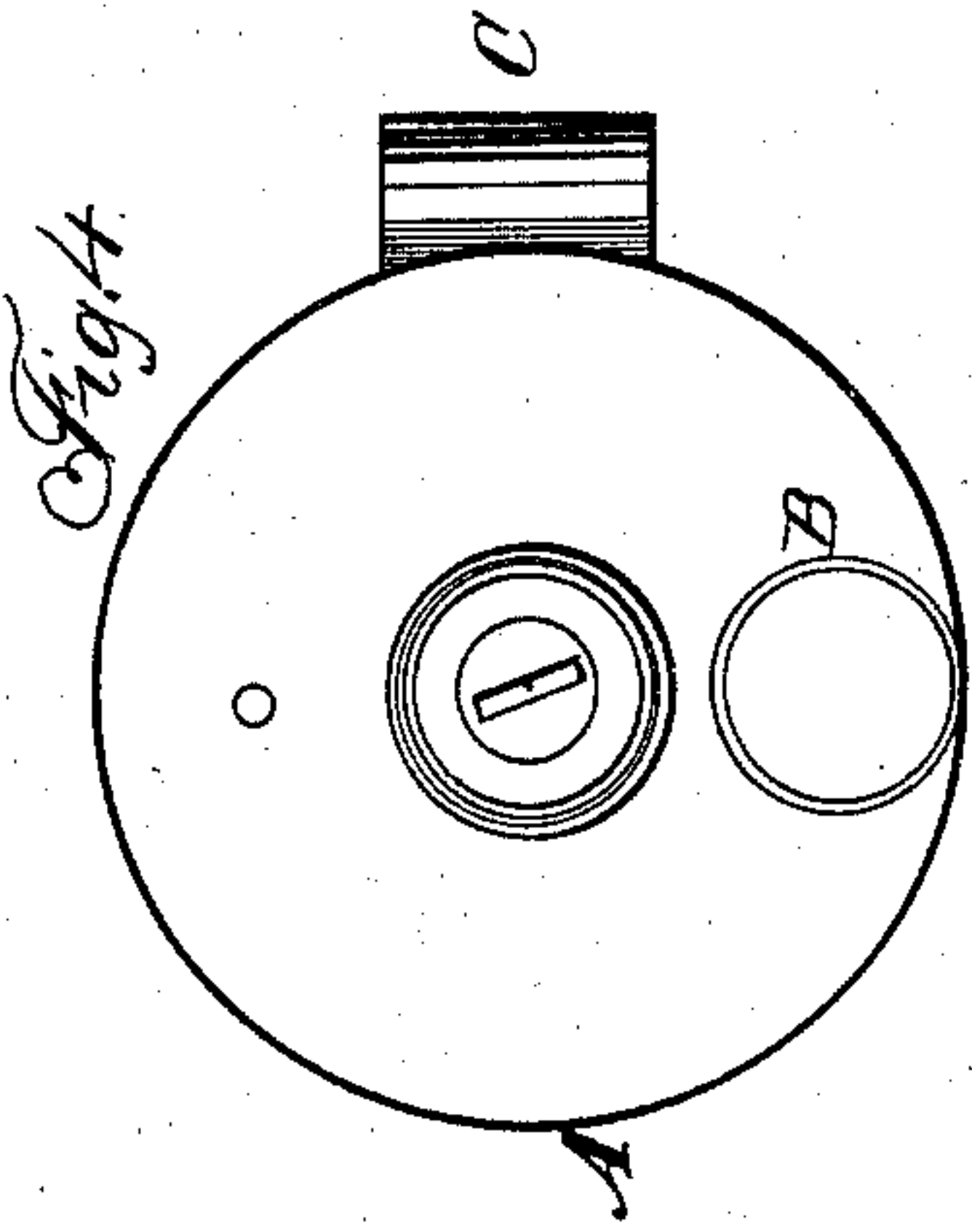
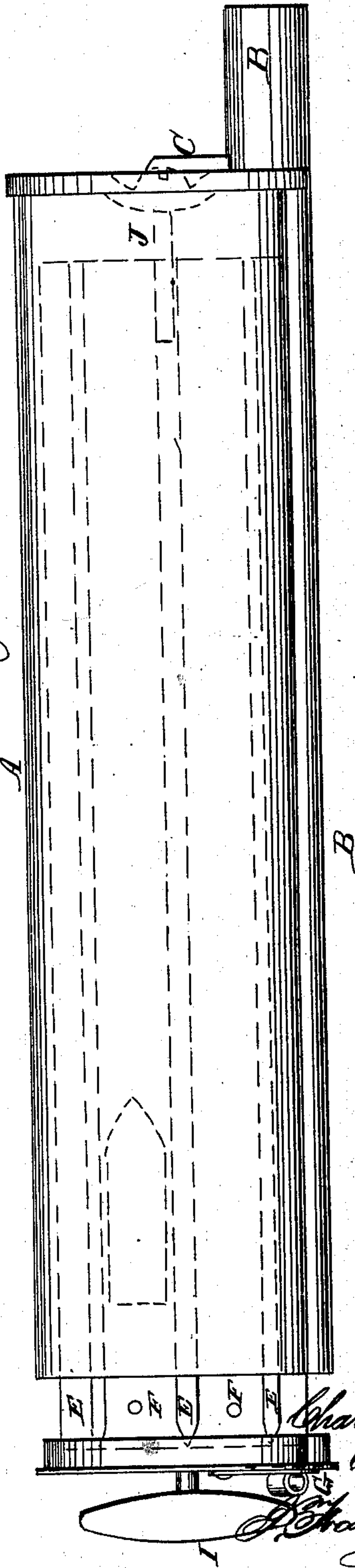


Fig. 1



Witnesses:

Daniel Regent
Edw. B. Fowler

Inventor:
Charles Howlett
By his Atty
D. Franklyn Regent

UNITED STATES PATENT OFFICE.

CHARLES HOWLETT, OF MANCHESTER, CONNECTICUT.

IMPROVEMENT IN REVOLVING CARTRIDGE-BOXES.

Specification forming part of Letters Patent No. **49,523**, dated August 22, 1865.

To all whom it may concern:

Be it known that I, CHARLES HOWLETT, of Manchester, Hartford county, State of Connecticut, have invented new and useful Improvements in Revolving Tubular Cartridge-Boxes; and I hereby declare the following to be an exact description of the same, reference being had to the accompanying drawings, and to the letters of reference marked thereon, making a part of this specification.

The nature of my invention is a tubular cartridge-box revolving in an outside cylinder, having its tubular magazines formed by ribs and elastic lining in the tubes, the outside cylinder having a raised tube—that is, an extended discharge-tube—to be filled with cartridges and to be again emptied, while all the tubes hold the cartridges tightly and prevent them from playing loosely or being injured by friction.

Figure 1 represents the cartridge-box; Fig. 2, the lid at upper end, with short lever or turn-buckle; Fig. 3, an end view of the inside revolving box, exhibiting its ribs and tubular magazines; Fig. 4, the bottom end, with its discharge-pipe and shut-off.

A is the outer cylinder, with a raised and extended discharge-tube, B, projecting beyond the lower end to receive and empty the cartridges, and a shut-off, C, to prevent the cartridges from falling out when the box is being filled; D, the inner cylinder, with eight or more grooves, and flanged radial ribs E E, forming tubular receptacles between each rib, to hold the cartridges, the base of the grooves being covered with gum-elastic strips F, so that when the tubes or receptacles are filled with cartridges they are held tightly between and in

the grooves by the elastic strips and the pressure of the outer cylinder, and the cartridges are prevented from playing loosely or being liable to any danger by friction, and they are thus held securely and safely until the charge is revolved forward to the raised tube and on a line with the extension or discharge tube B, when the cartridges are then loose, free from pressure, and can be discharged at pleasure into the magazine of a carbine. The lid G contains a round aperture, H, in which the cartridges are inserted when on a line with the raised tube B. A short lever, I, is worked by the thumb and finger and revolved to operate the inside cylinder, and this cylinder revolves on a center pin or journal, J, attached to the bottom of the outside cylinder, A.

This metal cartridge-box is to be covered with leather and carried by an ordinary shoulder-sling, and its advantages are the safety in carrying the cartridges and convenience for filling the box and emptying each tube or magazine of its cartridges rapidly and with facility.

I do not claim a cartridge-box for holding tubular magazines, whether stationary or revolving; but

What I claim as my invention, and desire to secure by Letters Patent, is—

The construction of the tubular receptacles formed by the radial ribs E E, with their elastic strips F, arranged with the raised tube B and shut-off C, substantially as described, and for the purposes set forth.

CHARLES HOWLETT.

Witnesses:

J. FRANKLIN REIGART,
JOHN S. HOLLINGSHEAD.