

J. F. Mc Nee,

Desk,

N^o 49,428.

Patented Aug. 15, 1865.

Fig. 1.

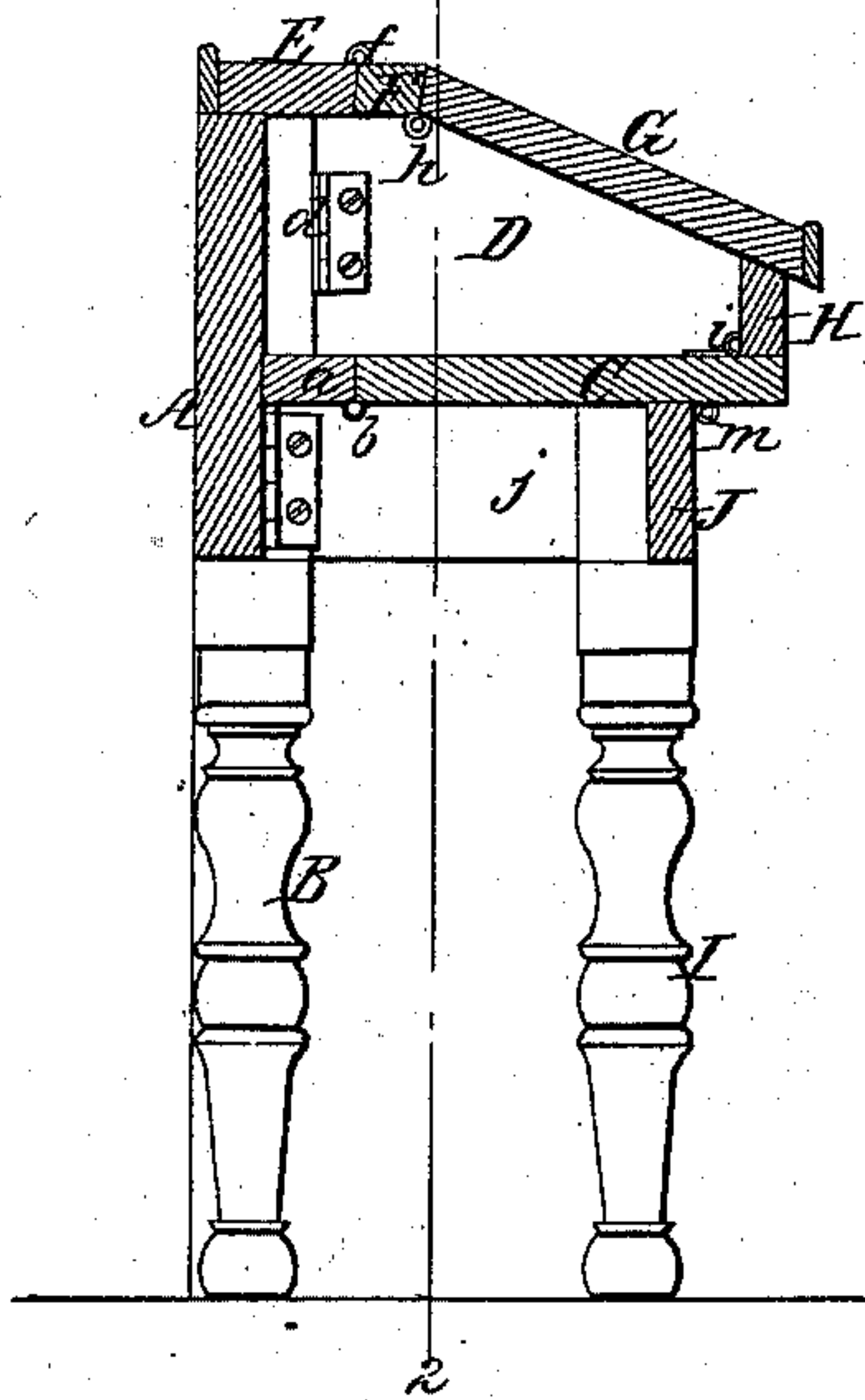


Fig. 2.

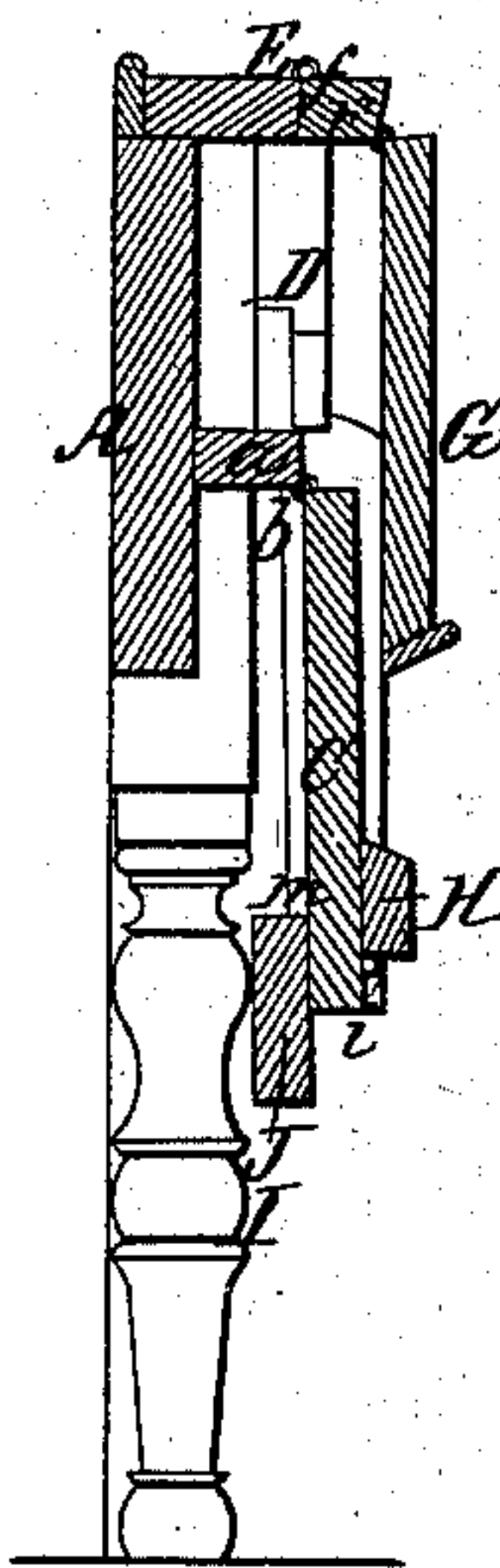


Fig. 3.

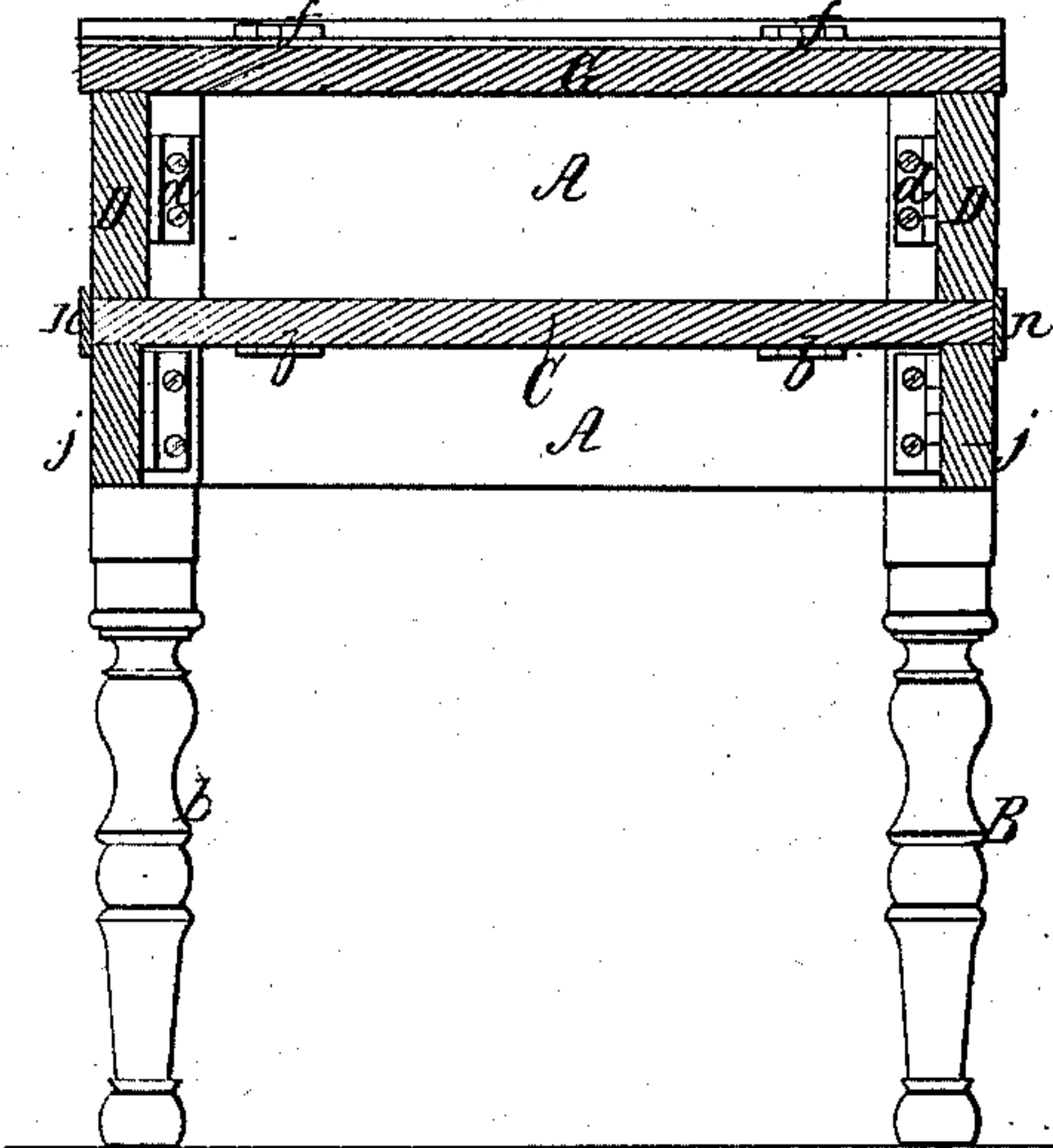
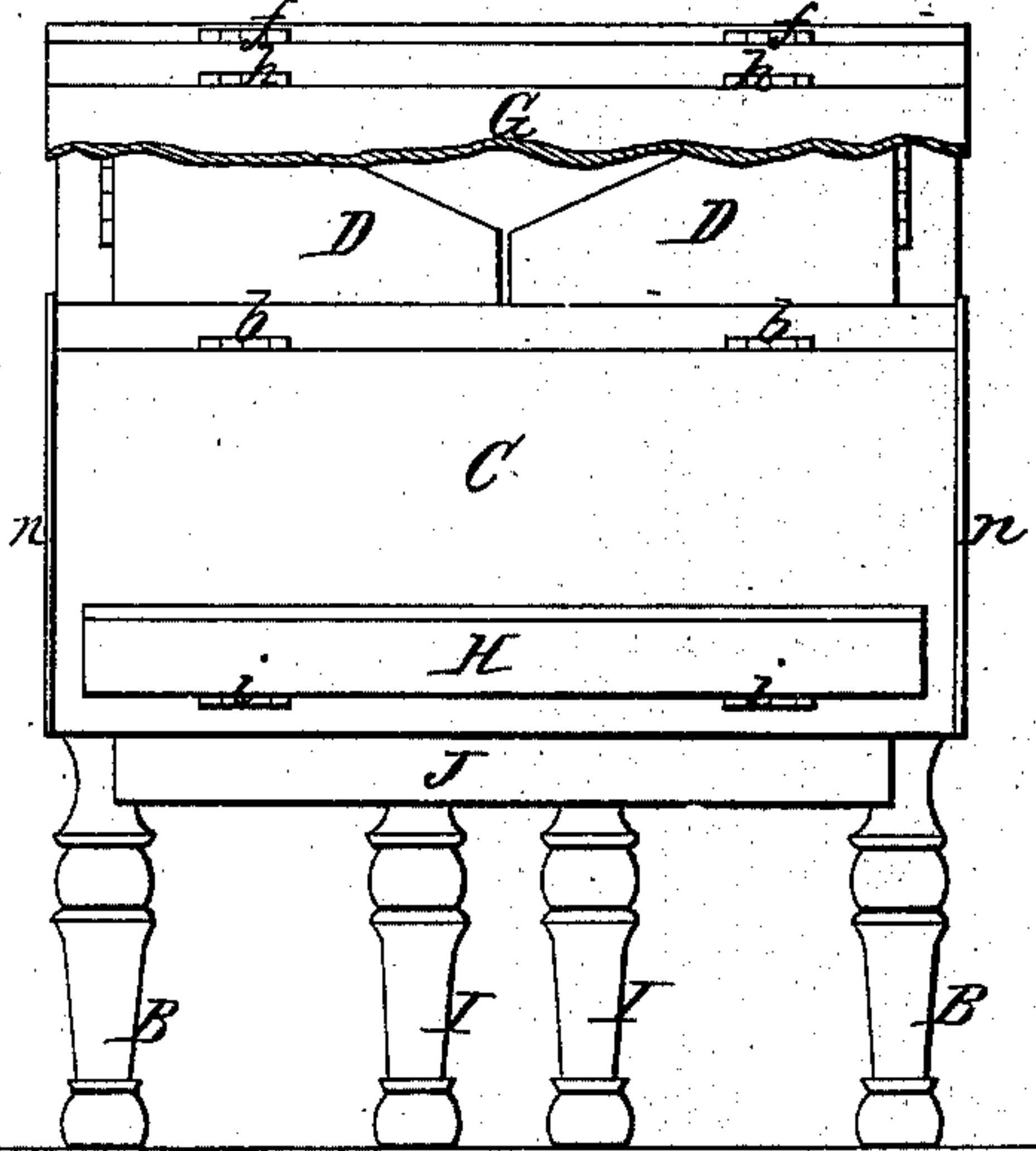


Fig. 4.



Witnesses;
Wm. Abbott Sted.
Wm. Delany

Inventor;
J. F. Mc Nee,
by his Attorney,
Henry Housman

UNITED STATES PATENT OFFICE.

J. F. McNEE, OF PHILADELPHIA, PENNSYLVANIA.

IMPROVED FOLDING DESK.

Specification forming part of Letters Patent No. 49,428, dated August 15, 1865.

To all whom it may concern:

Be it known that I, JAMES F. McNEE, of Philadelphia, Pennsylvania, have invented an Improved Folding Desk; and I do hereby declare the following to be a full, clear, and exact description of the same, reference being had to the accompanying drawings, and to the letters of reference marked thereon.

My improved desk consists of pieces hinged and otherwise connected together and arranged for being folded, substantially in the manner described hereinafter, so that the desk may be made to assume the form and afford the conveniences of an ordinary writing-desk, and, when not required for use, may be so folded as to occupy but little space, thus rendering it especially applicable for use in the army and in offices and dwelling-houses where an ordinary desk required for temporary use only would be in the way.

In order to enable others to make and use my invention, I will now proceed to describe the manner of constructing the same.

On reference to the accompanying drawings, which form a part of this specification, Figure 1 is a vertical section of my improved folding desk; Fig. 2, the same as the desk appears when folded; Fig. 3, a longitudinal section of the desk on the line 1 2, Fig. 1, and Fig. 4 a front view of Fig. 2.

Similar letters refer to similar parts throughout the several views.

A represents the back of the desk, and to this back are permanently secured the two rear legs, B B.

To a rib, *a*, secured to and projecting from the back A, the bottom *c* is so hinged, at *b*, that it can be permitted to fall to the position shown in Fig. 2, under the circumstances described hereinafter. Two pieces, D D, are hinged to the back A, one near each end of the same, and form the two ends of the desk, the hinges *d* of these pieces being so arranged that the latter can be folded toward each other and occupy a position against the back A.

A longitudinal strip, E, is permanently secured to the upper edge of the back A, and to this strip another strip, F, is hinged, the latter being hinged at *h* to the inclined top *g* of the desk, this top resting on the end pieces, D D, and on the front strip, H, which is hinged at *i* to the bottom C of the desk.

To each of the front legs, I, is secured a piece, *j*, which is hinged to the back A in such a man-

ner that the said pieces *j*, with their legs, can be folded toward each other and against the back A, in which case the front and rear legs are in a line with each other, as seen in Fig. 4.

A strip, J, is hinged at *m* to the bottom C of the desk, each end of this strip fitting into a recess cut in the upper portion of one of the front legs.

When my improved desk is arranged for use the several parts occupy the relative positions illustrated in Figs. 1 and 3, the front legs being maintained in their proper position in one direction by the strip J and the other by strips *n n*, one of which is secured to each end of the bottom C of the desk, and the end pieces, D D, being held in place partly by the strip H and partly by the said strips *n n*, so that the desk, when in this position, is similar in form to and equally as firm as an ordinary writing-desk.

When the desk has to be folded so as to occupy as little room as possible the first thing to be done is to turn up the strip J, and thus leave the front legs, I, and the pieces *j* secured to the same, to be folded toward each other and against the back A, after which the bottom C, with the strips connected to the same, will fall to the position seen in Fig. 2. The end pieces, D D, are then folded toward each other and against the back A, thereby permitting the top G to fall and assume the vertical position shown in Fig. 2.

It will be evident that as the desk, when thus folded, occupies but little space it is well adapted for transportation for use in the army and for small offices, as well as for dwelling-houses where an ordinary desk required for temporary use would be in the way.

When the desk is required for a permanent fixture the legs may be dispensed with and the back A secured to a wall.

I claim as my invention and desire to secure by Letters Patent—

A desk composed of pieces hinged and otherwise connected together and arranged for being folded, substantially as and for the purpose herein set forth.

In testimony whereof I have signed my name to this specification in the presence of two subscribing witnesses.

JAMES F. McNEE.

Witnesses:

CHARLES E. FOSTER,
JOHN WHITE.