

B. P. Grover,

Latch.

N<sup>o</sup> 49,398.

Patented Aug. 15, 1865.

Fig. 1.

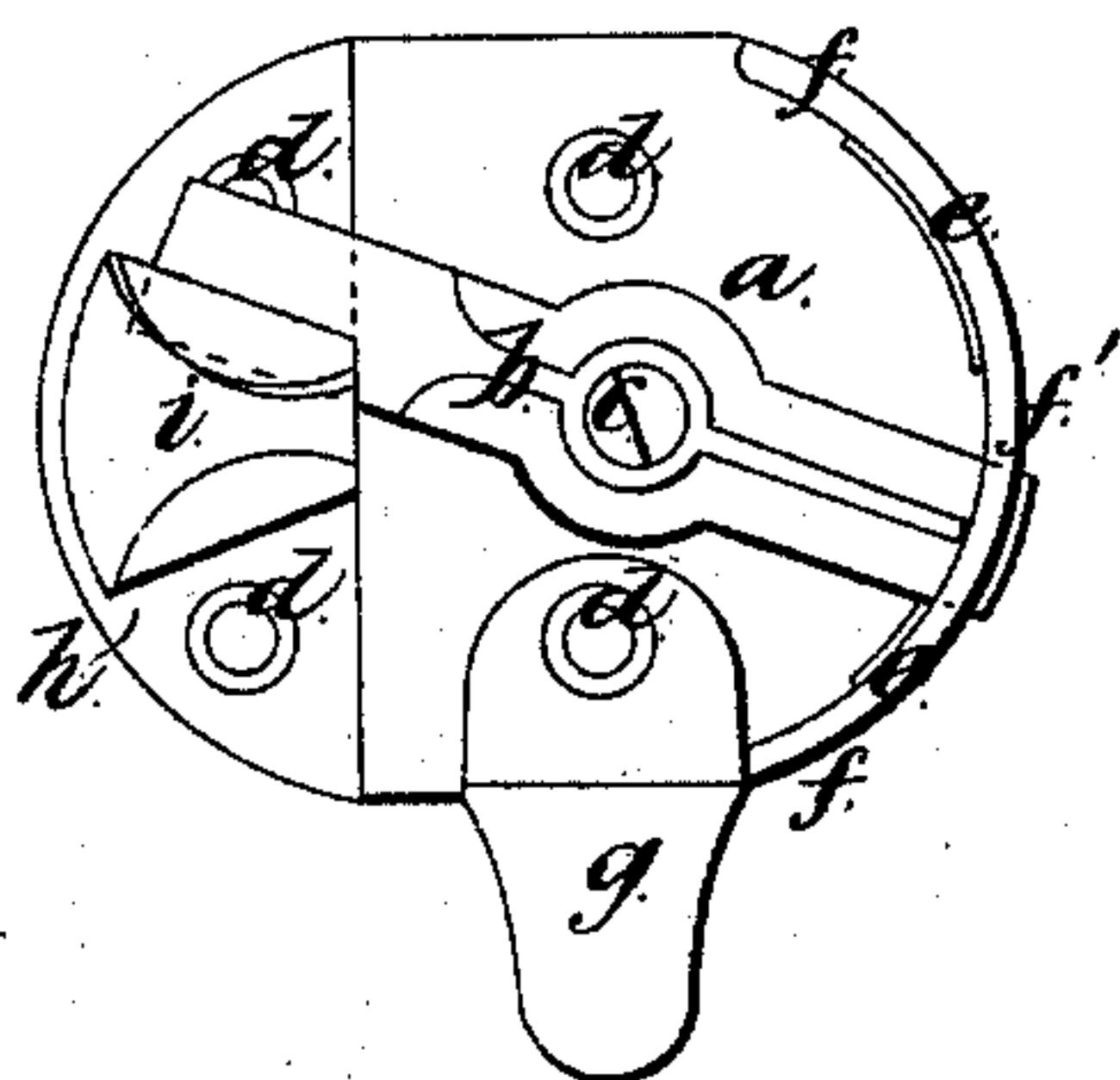
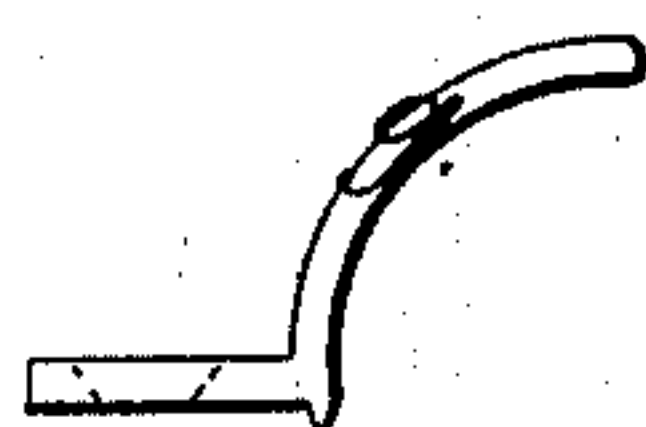
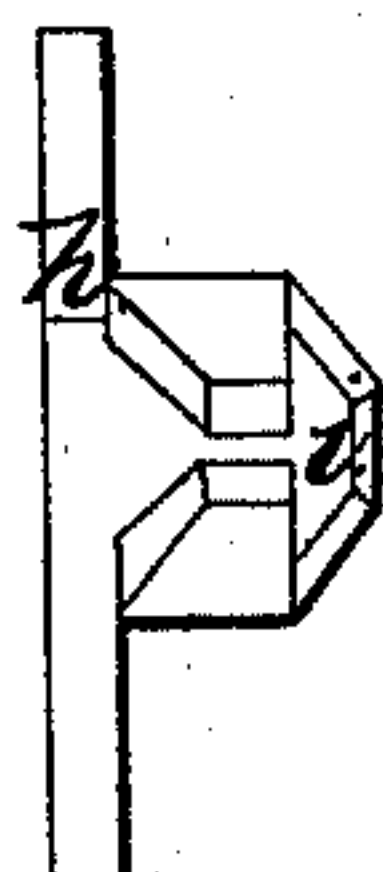
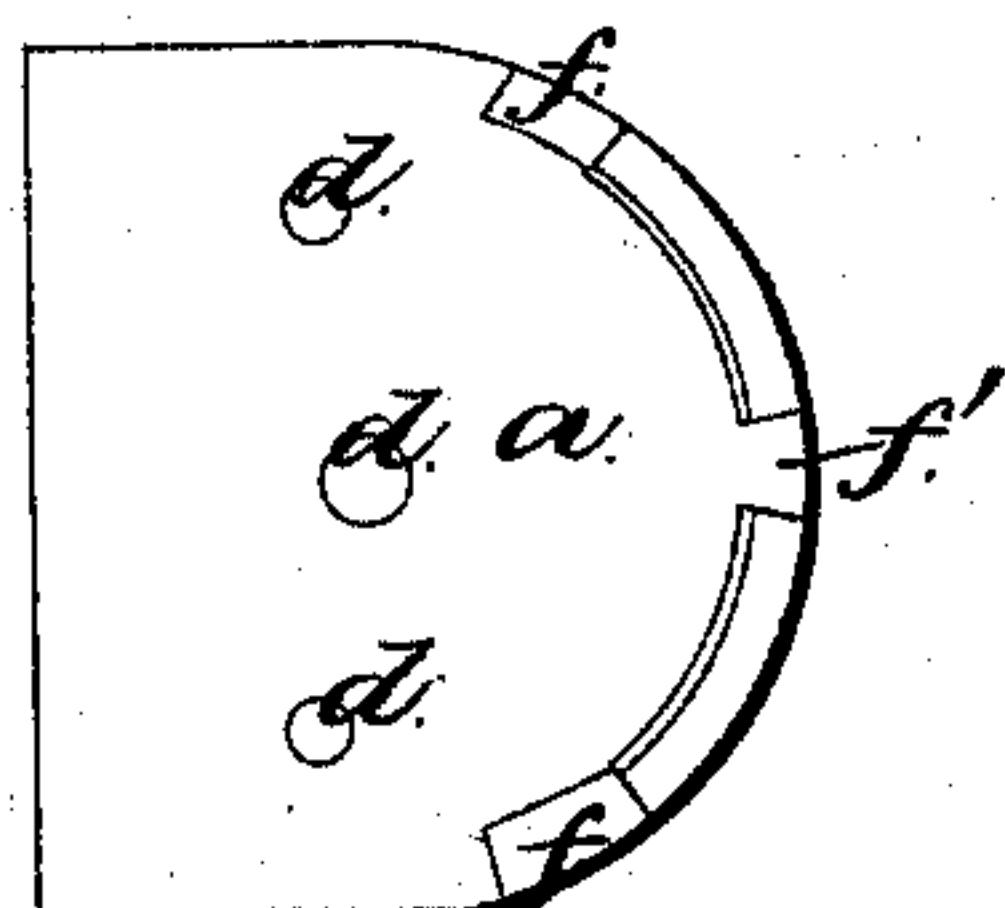
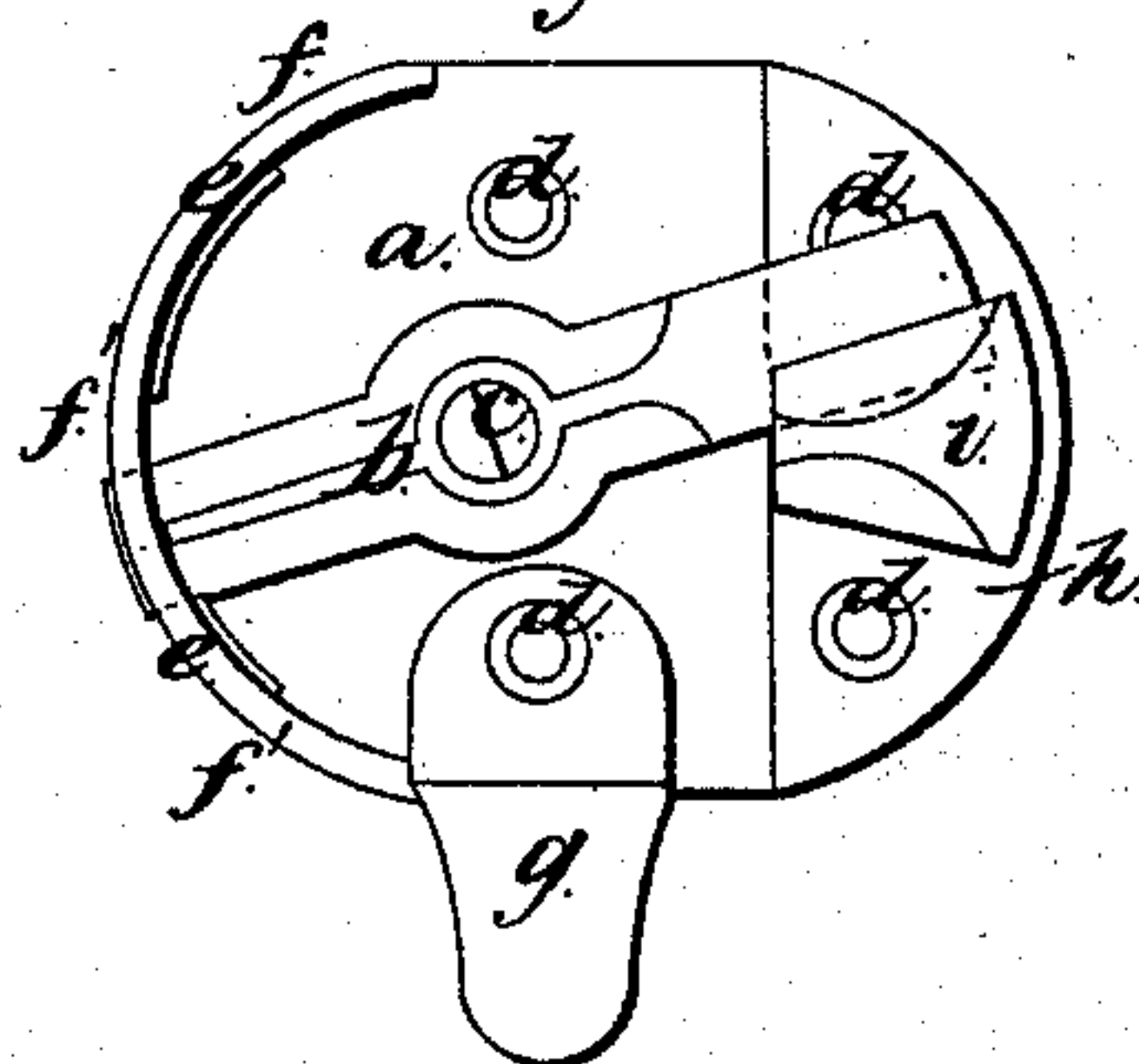


Fig. 2.



Witnesses.

Geo. S. Bassett  
George W. Chase

Inventor.

Benjamin P. Grover  
By Jerry W. Bliss

# UNITED STATES PATENT OFFICE.

BENJAMIN P. GROVER, OF HOLYOKE, MASSACHUSETTS.

## CUPBOARD-LATCH.

Specification forming part of Letters Patent No. 49,398, dated August 15, 1865.

*To all whom it may concern:*

Be it known that I, BENJAMIN P. GROVER, of Holyoke, county of Hampden, and State of Massachusetts, have invented certain new and useful Improvements in Cupboard-Latches; and I do hereby declare that the same is described and represented in the following specification and drawings.

To enable others skilled in the art to make and use the same, I will proceed to describe its construction and operation, referring to the drawings, in which the same letters indicate like parts in each of the figures.

The nature of this improvement will be fully understood from the specification and drawings, in which—

Figure 1 shows the device arranged for a left-hand door. Fig. 2 shows the device arranged for a right-hand door.

The object desired to be attained by this improvement (as was that of R. L. Webb) is to render it more uniform and better adapted for either a right or left hand door, (and is especially designed as an additional improvement of said R. L. Webb latch now before the office.)

*a* is the plate, to which the latch *b* is secured by a central screw, *c*. *d* are screw-holes for securing said plate to the doors.

*e* is a raised guard, having posts or stops *f* at each end and one in the center of the plate, for the purpose of regulating the motion of the latch.

*g* is a thumb-piece, designed to be used when desirable for the purpose of pulling open the doors, which is secured to the plate *a* by means

of the holding-screws that fasten the plate to the doors.

*h* is a catch-plate, having the catch and boz-zle formed on each side of a projection, *i*, and in diverging lines from the center screw, *c*, which holds and upon which the latch *b* plays, instead of having it play between two catches.

It will be seen that the principal amount of labor required in preparing this latch for market is in the molding and casting; and in putting them together for use the plate is first secured to the doors by means of screws passing through the holes *d*. The back end of the latch is placed in the lower opening below the center stop, *f'*, and secured by the central screw, *c*, to the plate *a*. The catch-plate is also secured by screws to the casing in uniformity with the plate *a*. By this means I am enabled to produce a cheap, simple, and durable article for use and trade.

I believe I have shown the nature, construction, and advantage of this improvement so as to enable others skilled to make and use the same.

What I claim, therefore, as of my invention, and desire to secure by Letters Patent, is—

1. The double guard *e*, having a central and end stops, *f' f*, substantially as described.
2. The employment of the thumb-piece *g*, in combination with the guard *e* and latch *b*, substantially as and for the purpose described.

BENJ. P. GROVER.

Witnesses:

GEO. S. BASSETT,  
GEORGE W. CHASE.