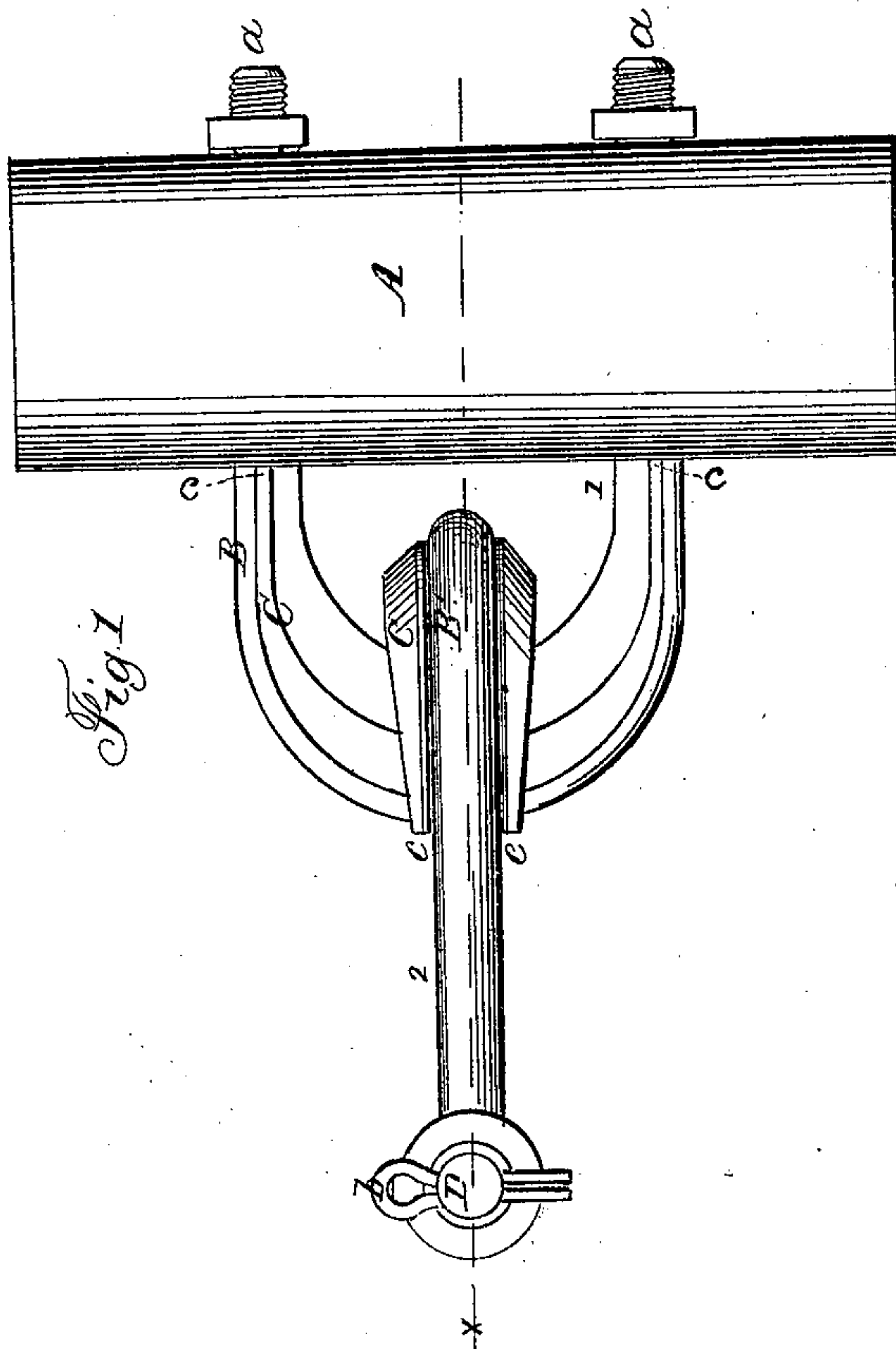
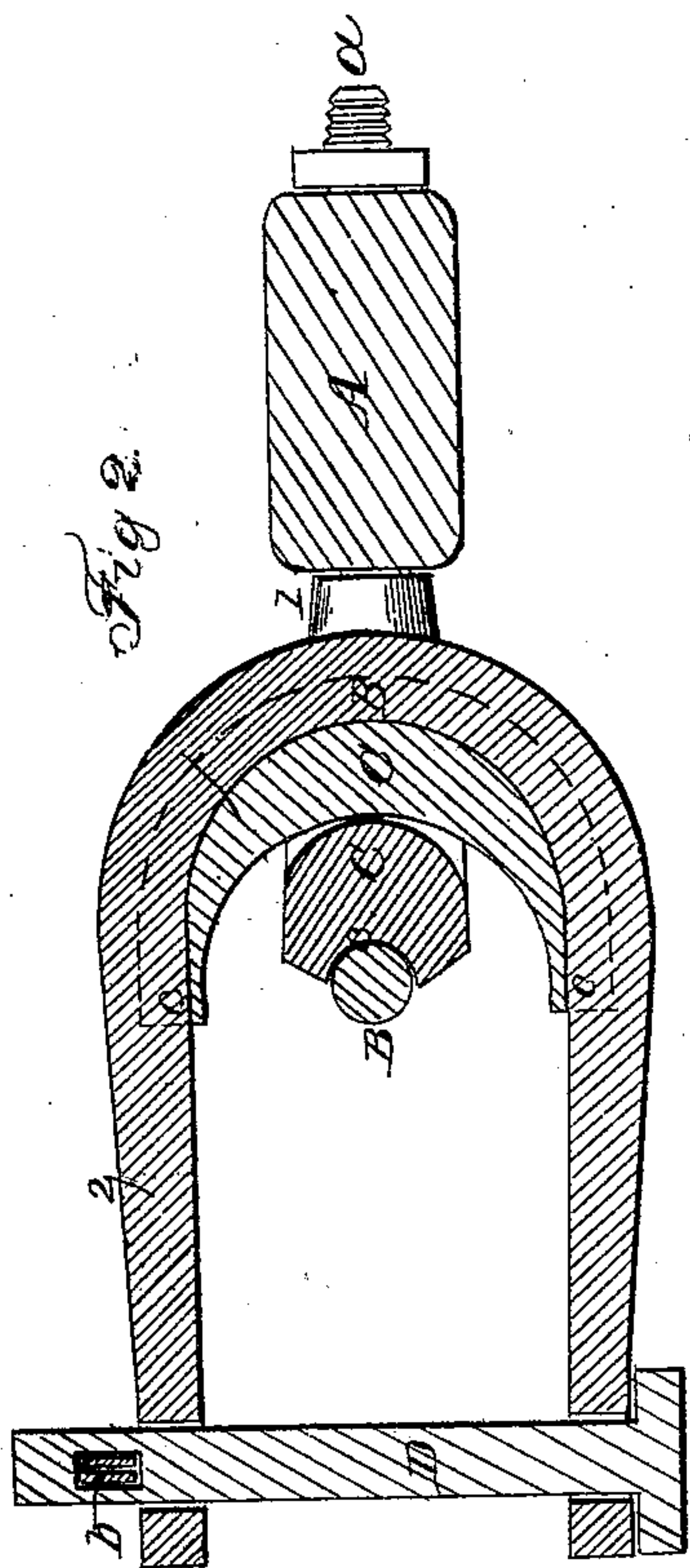
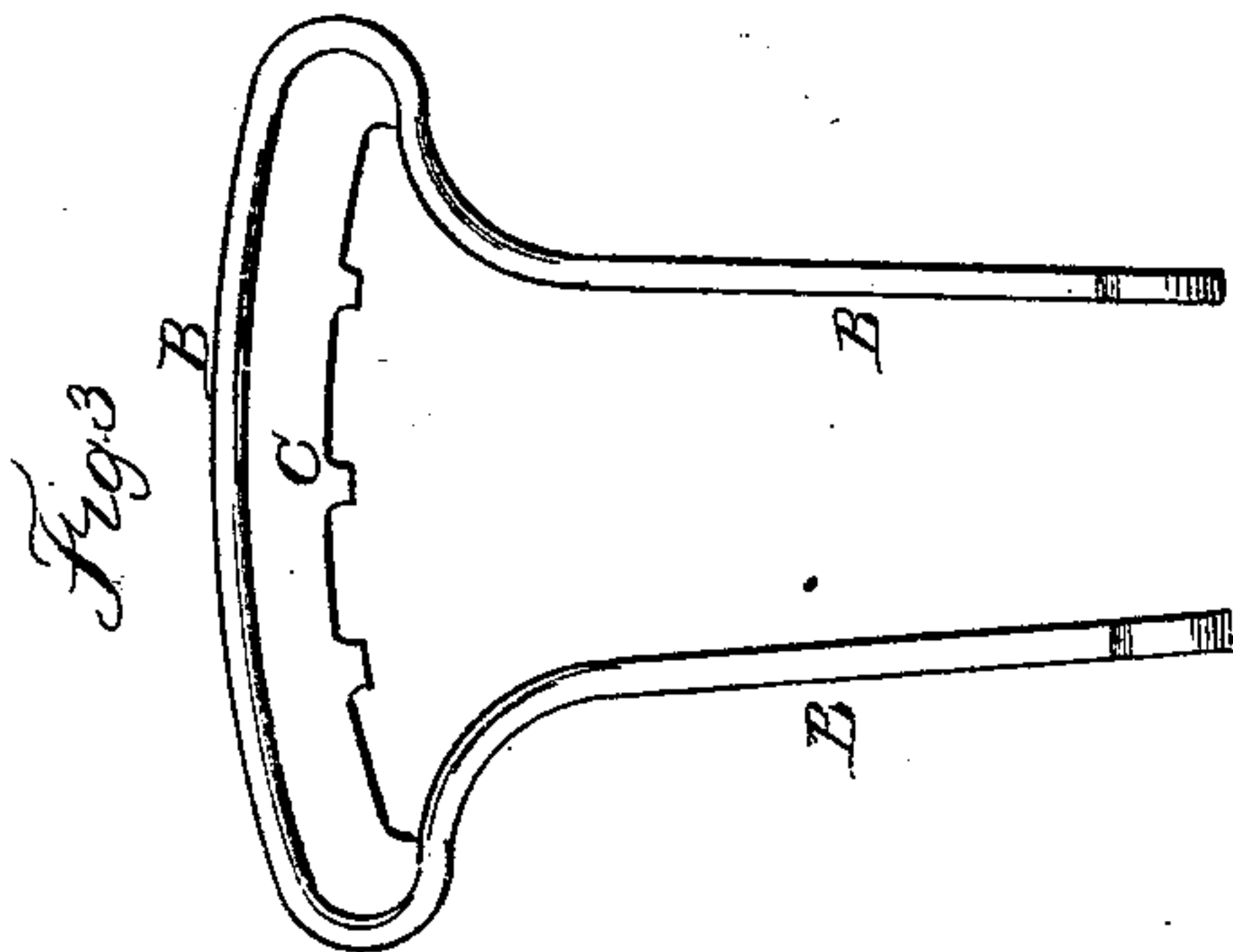


A. SHOGREN.  
Plow-Clevis.

No. 48,844.

Patented July 18, 1865.



Witnesses.  
George W. Gray  
C. S. Aspinwall

Inventor.  
Andrew Shogren  
By L. L. Bond  
his atty

# UNITED STATES PATENT OFFICE.

ANDREW SHOGREN, OF SANDWICH, ILLINOIS.

## IMPROVED PLOW-CLEVIS.

Specification forming part of Letters Patent No. 48,844, dated July 18, 1865.

*To all whom it may concern:*

Be it known that I, ANDREW SHOGREN, of the town of Sandwich, in the county of De Kalb and State of Illinois, have invented certain new and useful Improvements in Clevises; and I hereby declare that the following is a full, clear, and exact description of the same, reference being had to the accompanying drawings, in which—

Figure 1 is a top view of two clevises containing the improvements connected together; Fig. 2, a section of the same at the red line *xx*, and Fig. 3 a variation showing a different form of clevis.

Like letters refer to similar parts in all of the figures.

The nature of my invention consists in providing a clevis of any known form with a cast-iron lining or jacket for the prevention of undue wearing, and so that the parts where the wear takes place can be renewed without renewing the entire clevis.

To enable others skilled in the art to make and use my invention, I will proceed to describe its construction and operation.

I construct my clevises *B* in any of the known forms, of wrought-iron, and line them or provide them with a cast-iron lining or jacket, *C*. This lining is made to fit in form any clevis in use, and at the side or edge which is fitted to the wrought-iron clevis I make a groove, *c*, which is made circular or otherwise, according to the slope of the bar to which it is fitted. The middle of this lining is made heavier than it is at the extremities, and it is held in place by means of the groove *c*, and by a slight depression of

the clevis at the extremities of the lining in open clevises, such as is shown at No. 2, Figs. 1 and 2, and where the ordinary bolt *D* and key *b* are used in. When the clevis is firmly attached, as shown at No. 1, Figs. 1 and 2, by the screw and nut *a*, the extremities can be brought to the wood or bar to which it is attached and held in place without any depression of the arms of the clevis. In the form shown at Fig. 3, (the head in the figure is too wide,) where the clevis is made with a bend at that point, there will be no difficulty in keeping it in position.

It is well known and apparent that the wear in clevises, when two are used together, or one with a link or staple, is all at a single point, and the clevis is worn through at the center or point of contact, while the other parts remain perfect. By the use of this lining or jacket the wrought-iron remains intact and the wear comes entirely upon the lining. When this is worn through or broken it can be removed and another lining inserted in its place, and the clevis is again perfect, so that any person provided with these can mend his own clevises, and can prevent them from being worn out for a very long period of time.

I do not claim a clevis as my invention; but What I claim as my invention, and desire to secure by Letters Patent, is—

Providing a clevis with a cast-iron lining or jacket, substantially as set forth and specified.

ANDREW SHOGREN.

Witnesses:

S. LAMBERSON,  
W. W. SEDGWICK.