
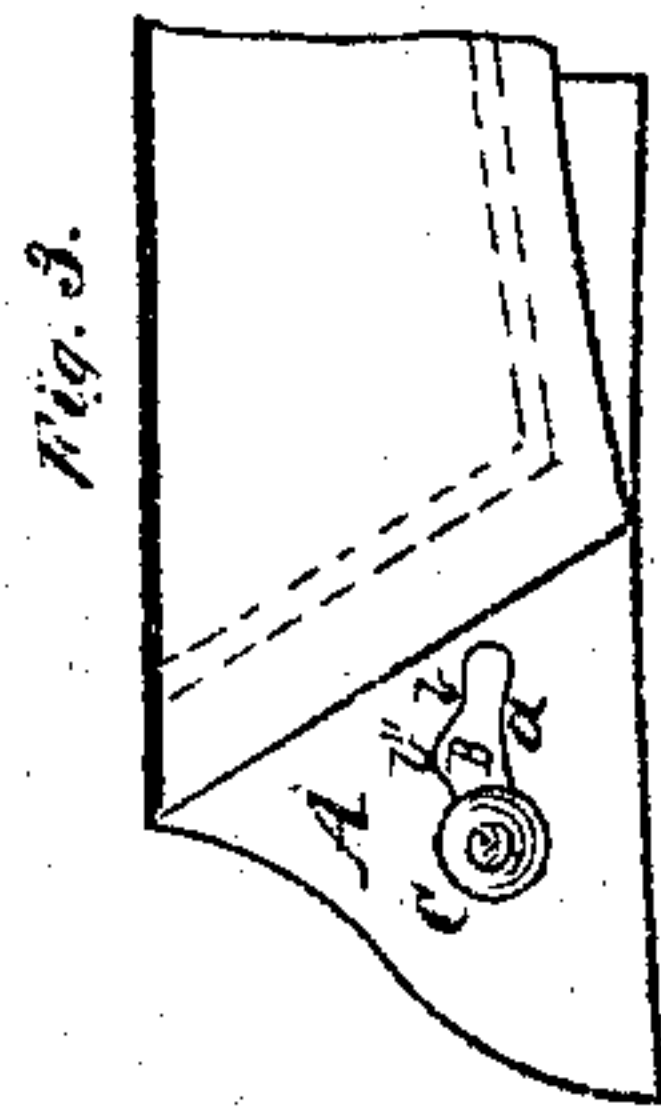
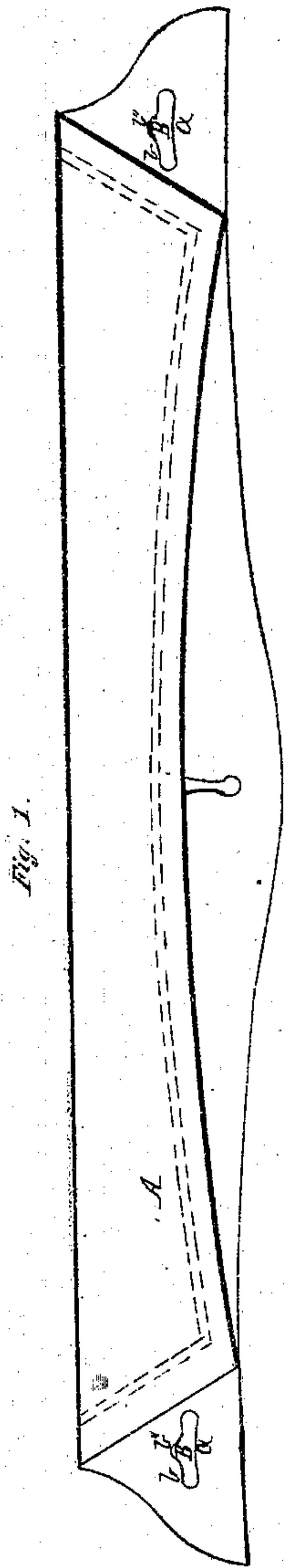


*H. B. Fairman.*  
*Collar.*

*No. 48,484.*

*Patented June 27, 1865*



Witnesses  
*Henry T. Brown*  
*Geo W. Reed,*

*[Signature]* Inventor

# UNITED STATES PATENT OFFICE.

HENRY B. FAIRMAN, OF NEW YORK, N. Y., ASSIGNOR TO METROPOLITAN COLLAR COMPANY, OF SAME PLACE.

## IMPROVEMENT IN BUTTON-HOLES.

Specification forming part of Letters Patent No. 48,484, dated June 27, 1865.

*To all whom it may concern:*

Be it known that I, HENRY B. FAIRMAN, of the city, county, and State of New York, have invented a new and useful Improvement in Button-Holes for Collars and other Articles; and I do hereby declare that the following is a full, clear, and exact description of the same, reference being had to the accompanying drawings, forming a part of this specification, in which—

Figure 1 is a front view of a collar with my improved button-holes at its ends. Fig. 2 is a front view of one end of the collar about being buttoned. Fig. 3 is a similar view, showing the button in its place in the hole.

Similar letters of reference indicate corresponding parts in the several figures.

The object of my invention is more particularly to prevent the tearing out of the button-holes, which so commonly occurs in the buttoning and unbuttoning of paper collars; and to this end it consists in making a button-hole with a recess in one side, at about the middle of the length, to receive the attaching neck or shank of the button, to recede sufficiently on that side when being buttoned or unbuttoned to allow the opposite edge of the hole to pass easily over the edge of the button.

To enable others to construct and use my invention, I will proceed to describe it with reference to the drawings.

A is the collar, and B B are the button-holes. These holes may be of ordinary shape on one side, *b*, and at both ends; but I prefer to make the side *b* with a salient curvature and the ends rounded, as shown in the drawings. The other side of the hole, in which the recess *b''* is formed, may, with the exception of the said recess, be straight; but I prefer to give it a re-entrant curvature. The recess *b''* should be wide enough to admit the attaching shank or neck

of the button or stud, and of such depth that when the shank or neck is received within it the opposite part of the side *a* may overlap the edge of the button or be overlapped by it very slightly, as shown in Fig. 2.

To button the collar or other article the center of the length of the button-hole is first brought opposite the center of the button, the side *b* slipped over the head of the button, and the said side *b* drawn toward the neck or shank to bring the latter into the recess *b''*. The side *a* then overlapping the head of the button very slightly can easily, and without any injurious stretching or tearing, be slipped or drawn over the edge of and under the head. The collar or other article is then drawn in a direction lengthwise of the hole to bring the outer end or narrow portion of the hole onto the neck or shank of the button, as shown in Fig. 3, the head then overlapping both sides and securing the article or part which contains the button-hole. To unbutton it the collar or other article is moved in a direction lengthwise of the button-hole to bring the recess *b''* opposite the shank, and the button-hole then moved laterally in a direction to bring the back of recess *b''* against the shank or neck. The edge *a* is then pulled over the edge of the button and the button is released.

What I claim as my invention, and desire to secure by Letters Patent, is—

The construction of a button-hole with a recess, *b''*, at or near the middle of the length of one side, substantially as and for the purpose herein specified.

H. B. FAIRMAN.

Witnesses:

HENRY T. BROWN,  
GEO. W. REED.