

J. STRATTON.
Street Lamp.

No. 48,461.

Patented June 27, 1865.

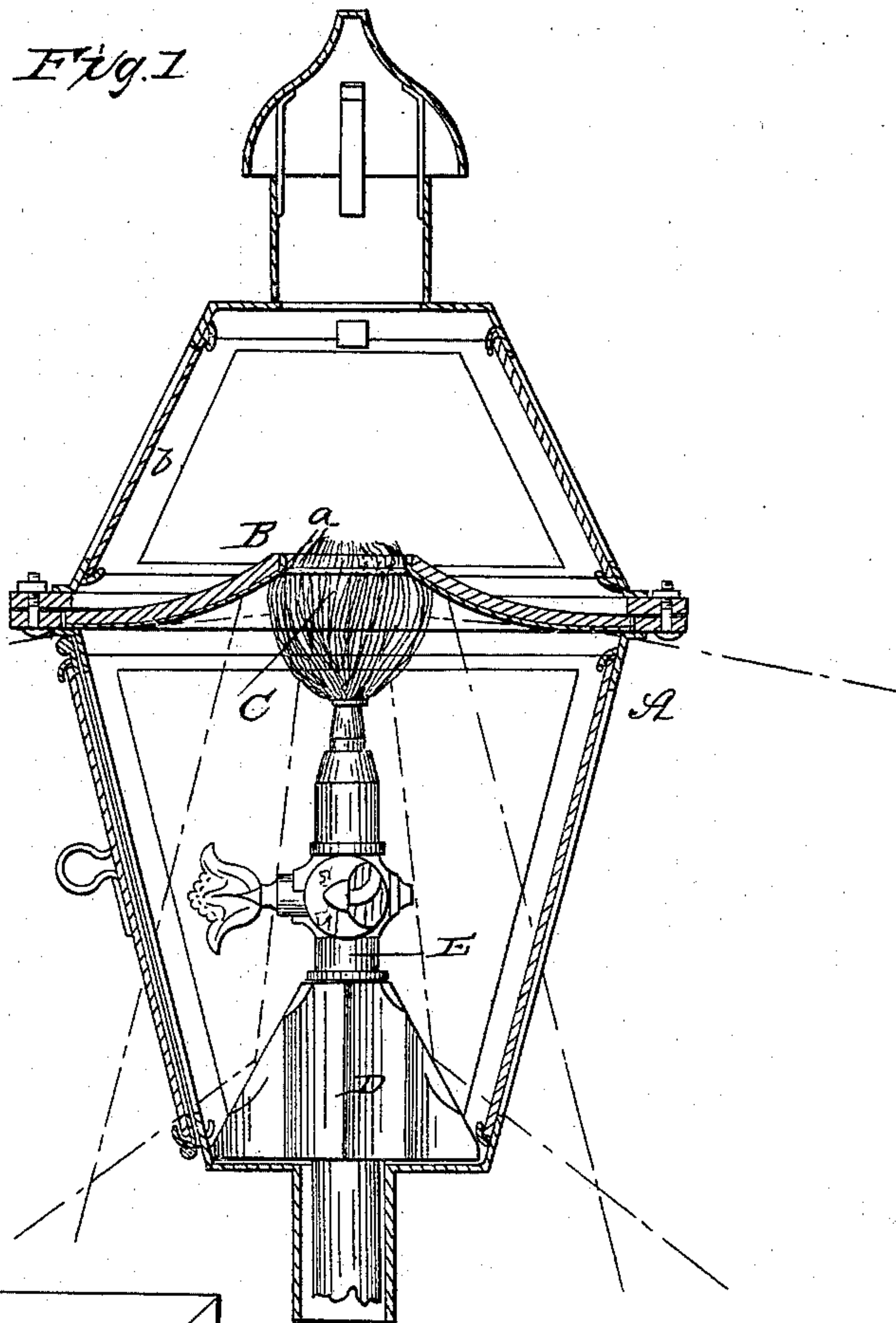


Fig. 2

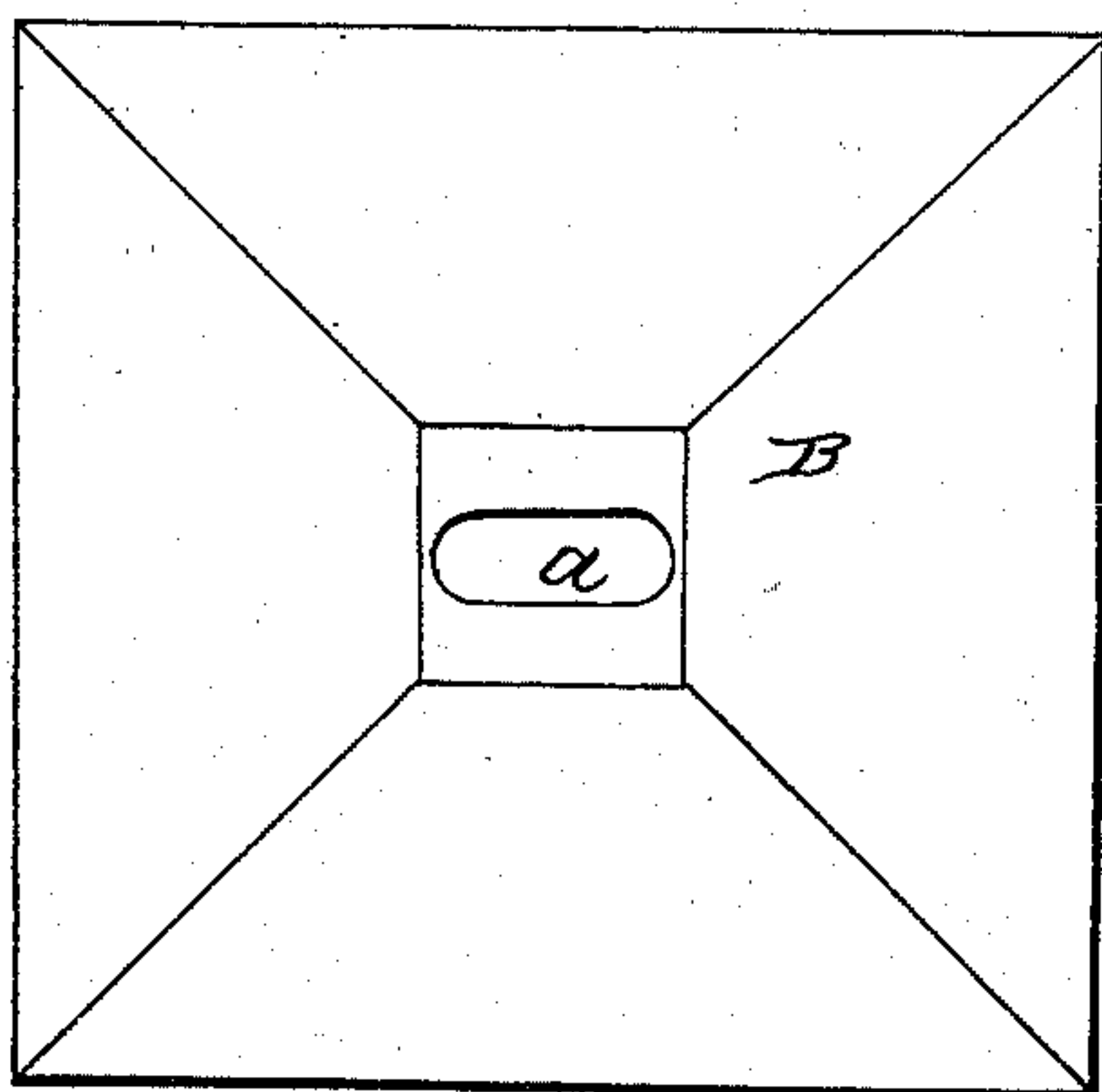
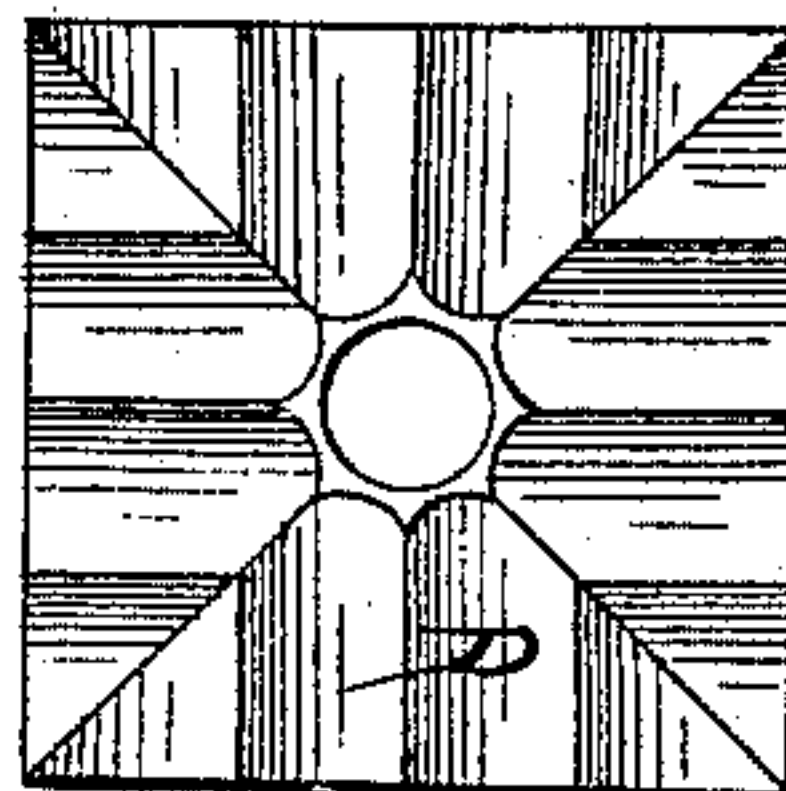


Fig. 3



WITNESSES

Theo. Tusch
Geo. W. Reed

INVENTOR

James Stratton

UNITED STATES PATENT OFFICE.

JAMES STRATTON, OF BROOKLYN, NEW YORK.

IMPROVEMENT IN STREET-LAMPS.

Specification forming part of Letters Patent No. **48,461**, dated June 27, 1865.

To all whom it may concern:

Be it known that I, JAMES STRATTON, of Brooklyn, in the county of Kings and State of New York, have invented a new and useful Improvement in Street-Lamps; and I do hereby declare that the following is a full, clear, and exact description of the same, reference being had to the accompanying drawings, making a part of this specification, in which—

Figure 1 is a side sectional view of my invention; Figs. 2 and 3, detached face views of two reflectors which are applied to the lamp.

Similar letters of reference indicate corresponding parts in the several figures.

This invention relates to an application of reflectors to the lamp, as hereinafter shown and described, whereby the light which is now allowed to be radiated upward through the top of the lamp, and consequently lost, is reflected downward upon the pavement.

To enable those skilled in the art to fully understand and construct my invention, I will proceed to describe it.

A represents a street-lamp, which may be constructed in the usual way, and therefore does not require a minute description.

B is a reflector, which may be of pyramidal form, and has an opening, *a*, at its center, directly over the flame C. This reflector may be constructed of any proper material, and it is

placed or secured in the lamp just above the flame C, at the lower part of the top *b* of the lamp.

D is a reflector, which may be also of a pyramidal form, and is placed in the bottom of the lamp, the gas-tube E, when gas is used, passing through the apex of the reflector, as shown in Fig. 1.

The reflectors B D may have smooth or corrugated surfaces, and it will be seen by referring to Fig. 1 that the rays of light from the flame C will be reflected in the direction indicated by the red lines, and the light consequently thrown down upon the pavement. The lower reflector, D, is important, as it throws outward from the lamp the rays of light which are radiated downward from the flame within the lamp, and which would otherwise be lost or not rendered available.

Having thus described my invention, what I claim as new, and desire to secure by Letters Patent, is—

The two reflectors B D, with vitreous corrugated surfaces, in combination with the street-lamp A C E, all constructed, arranged, and operating as and for the purposes specified.

JAMES STRATTON.

Witnesses:

THEO. TUSCH,
M. M. LIVINGSTON.