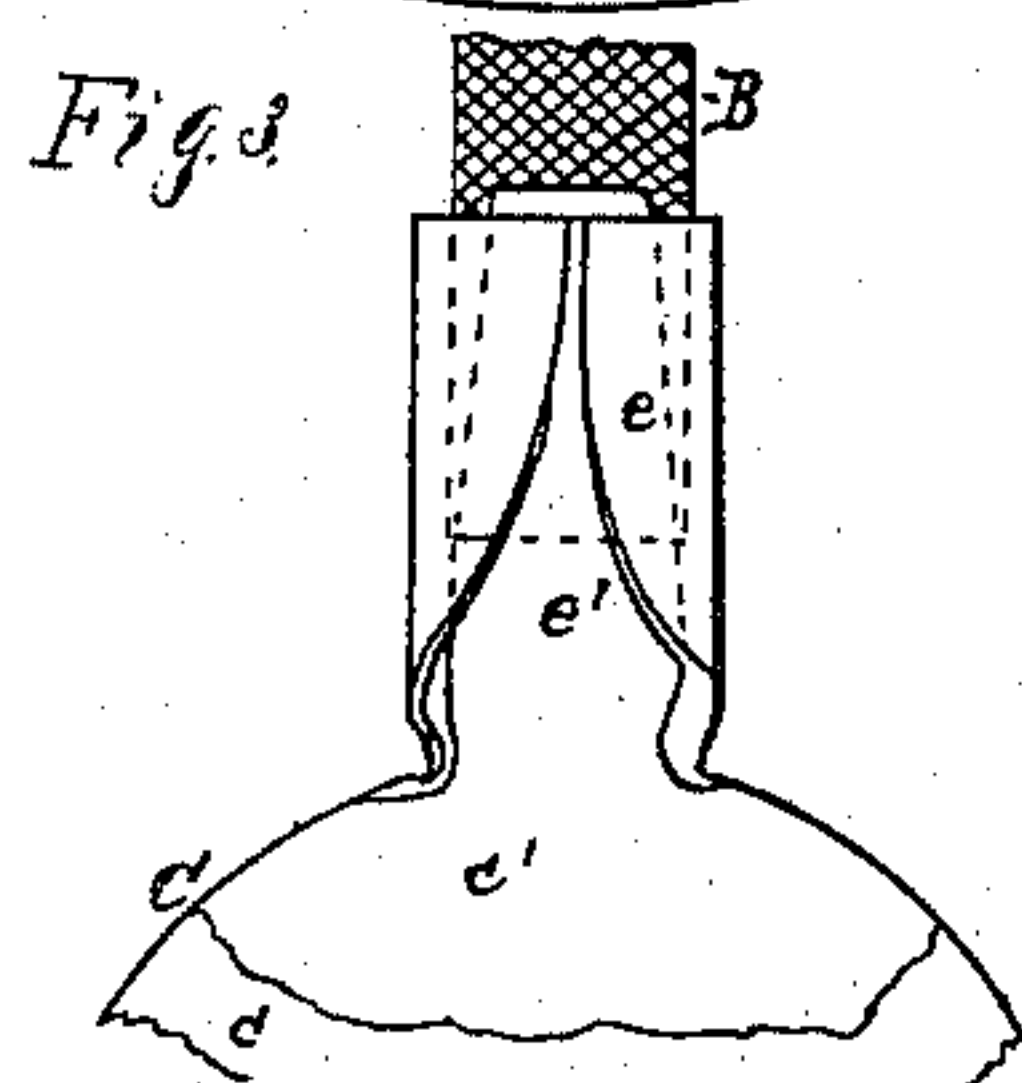
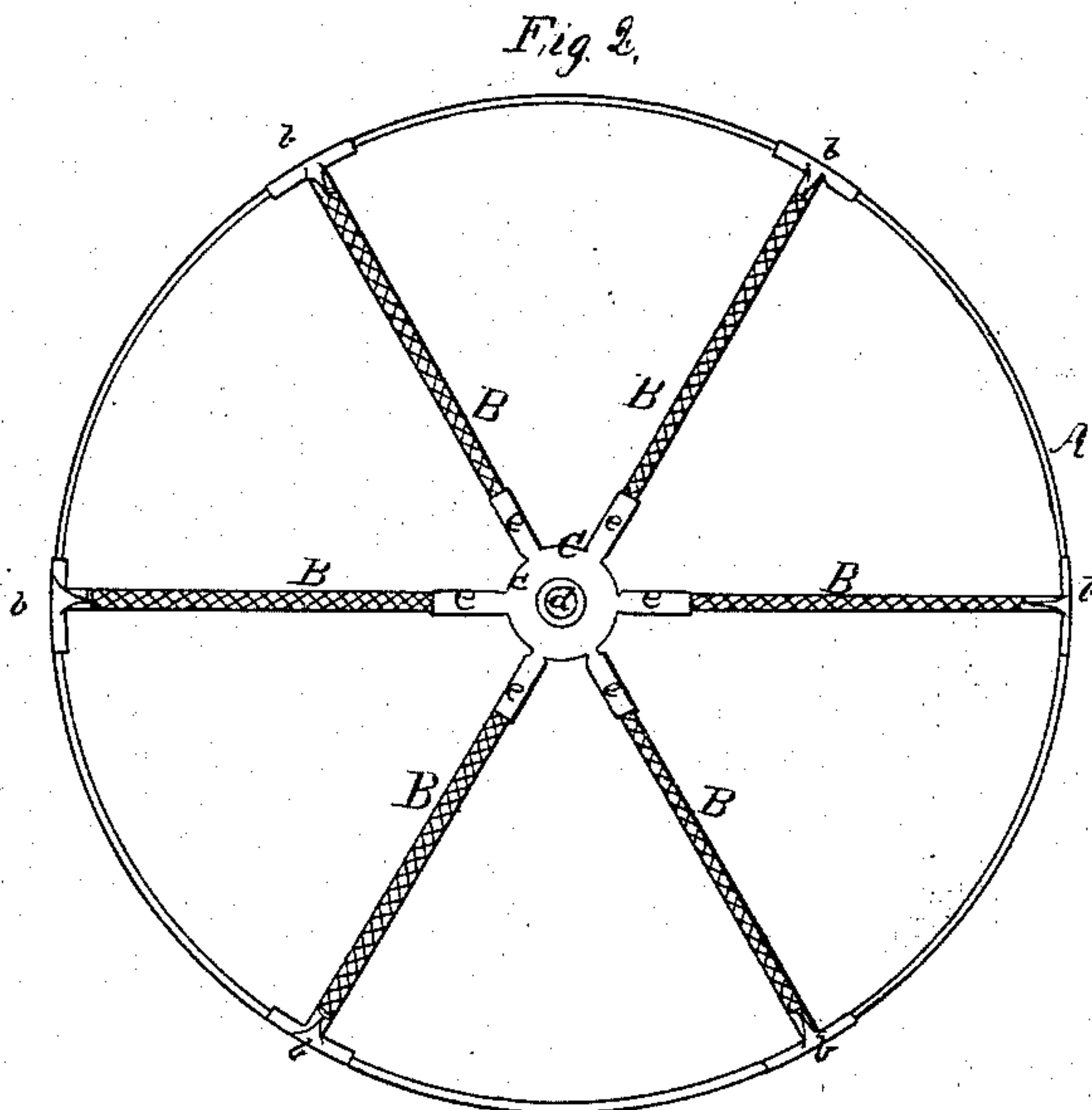
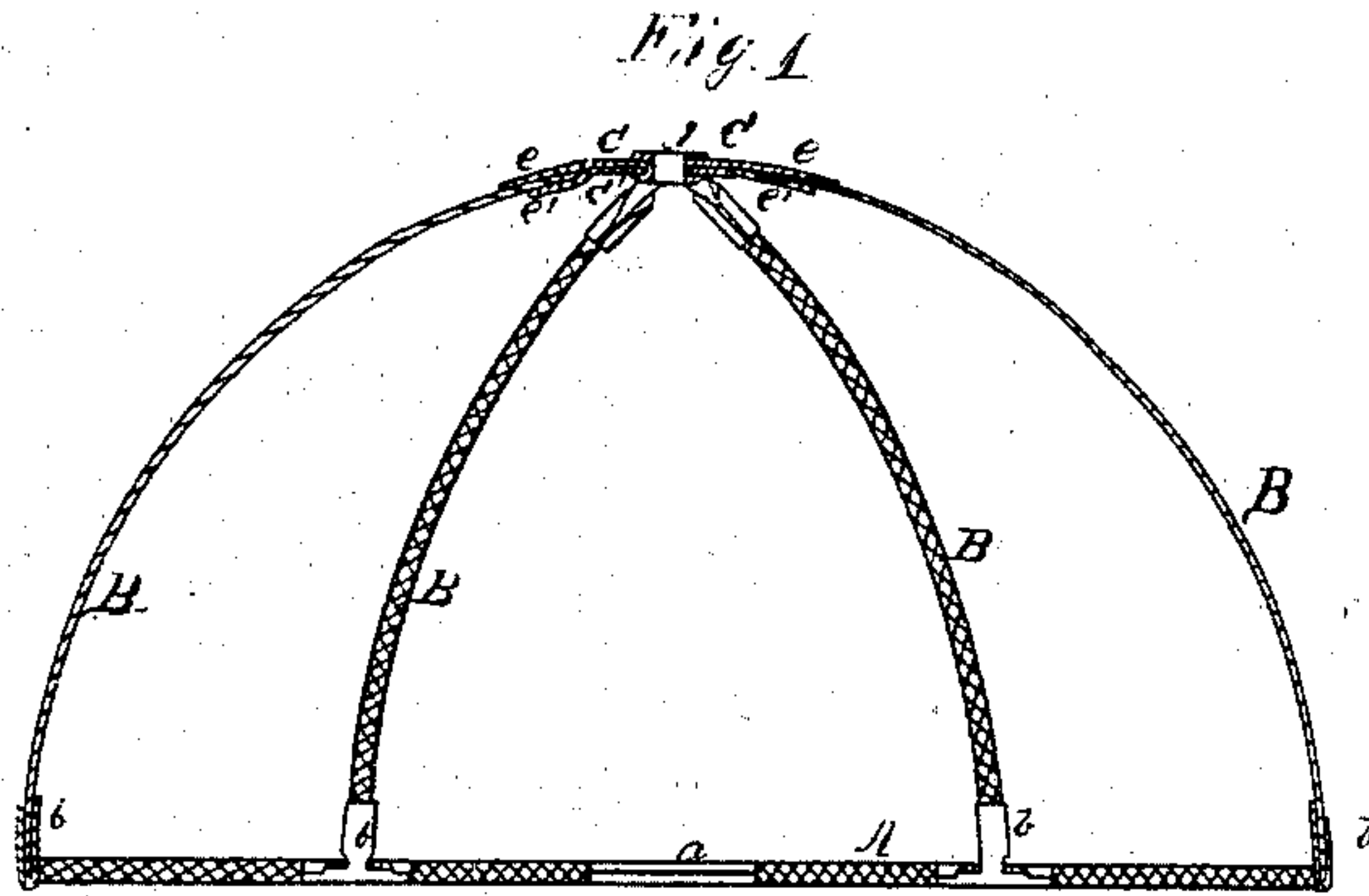


A. KOMP.
HAT FRAME.

No. 48,412.

Patented June 27, 1865.



Witnesses,
Chas. F. F. F.
Wm. Brown

Inventor,

Albert Komp

UNITED STATES PATENT OFFICE.

ALBERT KOMP, OF NEW YORK, N. Y.

IMPROVEMENT IN HAT-FRAMES.

Specification forming part of Letters Patent No. 48,412, dated June 27, 1865.

To all whom it may concern:

Be it known that I, A. KOMP, of 184 Fulton street, city, county, and State of New York, have invented a new and Improved Hat-Frame; and I do hereby declare that the following is a full, clear, and exact description thereof, which will enable others skilled in the art to make and use the same, reference being had to the accompanying drawings, forming part of this specification, in which—

Figure 1 represents a vertical central section of this invention. Fig. 2 is a plan or top view of the same. Fig. 3 is a detached sectional view of a portion of the center clasp detached, in a larger scale than the previous figures.

Similar letters of reference indicate like parts.

This invention consists of a hat-frame composed of a series of arched stays, rising from a ring made of covered metal wire in such a manner that a light, cheap, and durable article is produced, which, when properly covered, produces a hat of superior beauty. The arched stays are fastened at their lower ends to the rings by means of suitable clasps, and their upper ends are secured in a central clasp or spider made of two layers of thin sheet-brass, fastened together by an eye in the center and provided with a number of arms equal to the number of stays. The arms of the inner plate are equal in width to the stays; but the arms of the outer plate are wide enough to allow of binding them down over the stays and arms of the lower plate in such a manner that the ends of said stays are firmly clasped between the inner and outer arms, and the outer arms are strengthened by those of the inner plate. The eye in the center of the spider serves to fasten the covering and a button or other ornament to the top of the hat.

A represents a ring made of covered metal wire, having its ends fastened together by means of a suitable clasp, *a*, as shown in Fig.

1 of the drawings. The diameter of this ring depends upon the size of the hat for which the frame is intended, and from said ring rise six (more or less) arched stays, *B*, as clearly shown in Figs. 1 and 2. The lower ends of these stays are secured to the ring *A* by suitable clasps, *b*, which may be constructed of T-shaped pieces of sheet metal, so that one shank of the same can be attached to the ring, while the other shank takes in the end of the stay; or said clasps may be constructed in any other desirable manner. The upper ends of the stays are secured in a central clasp or spider, *C*, which is constructed of two plates, *c c*, as shown in Figs. 1 and 3. These two plates are secured together in the center by an eyelet, *d*, and each plate is provided with a number of arms, *e e*, equal in number to the number of stays. The arms *e* of the inner plate are equal in width to the stays, and are placed on their inner sides; but the arms *e* of the outer plate are of such a width that their edges can be bent down and made to clasp the stays and the arms of the lower plate, as shown particularly in Fig. 3. By these means the arms of the upper plate are strengthened, so that the same can be made of thin sheet metal and still are not liable to get out of shape, and the upper ends of the stays are held in the proper shape and can be secured without difficulty. By the eyelet in the center the operation of attaching the covering is facilitated, and an opportunity is given to attach a button or other ornament on the top of the hat.

Having thus described my invention, I claim as new and desire to secure by Letters Patent—

A hat-frame composed of a series of arched stays, *B*, radiating from a common center and fastened to a ring, *A*, substantially as set forth.

ALBERT KOMP.

Witnesses:

M. M. LIVINGSTON,
C. L. TOPLIFF.