

M. V. Nobles,

Bit Stock.

N^o 48,346.

Patented June 20, 1865.

Fig. 6

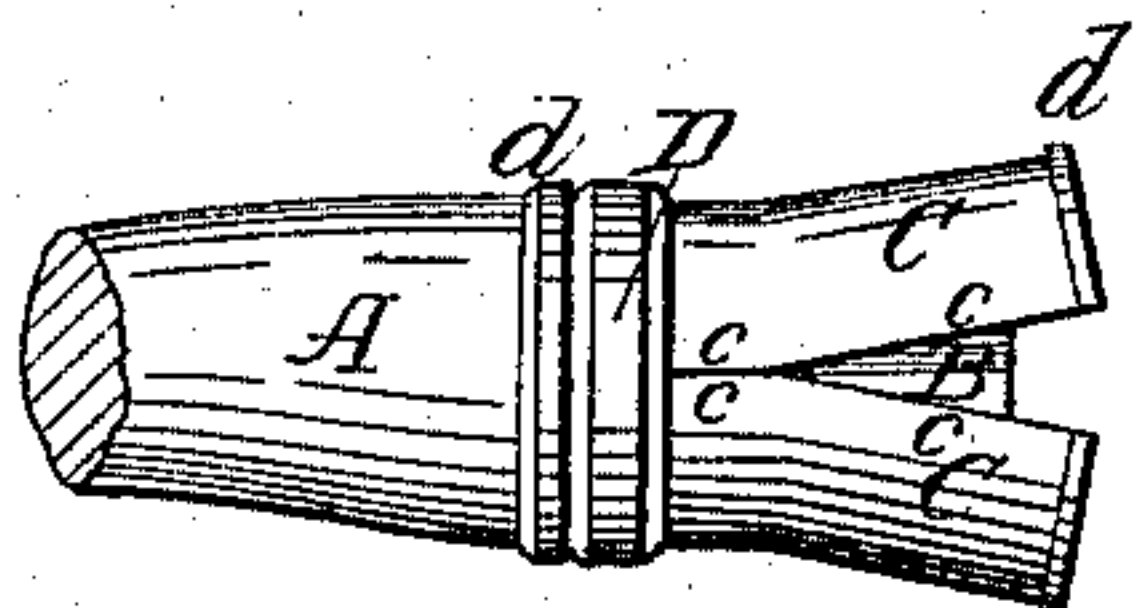


Fig. 7

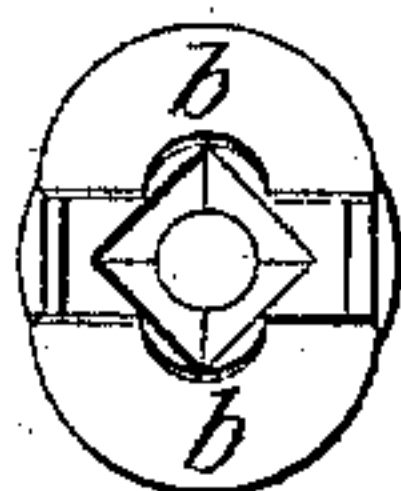


Fig. 8

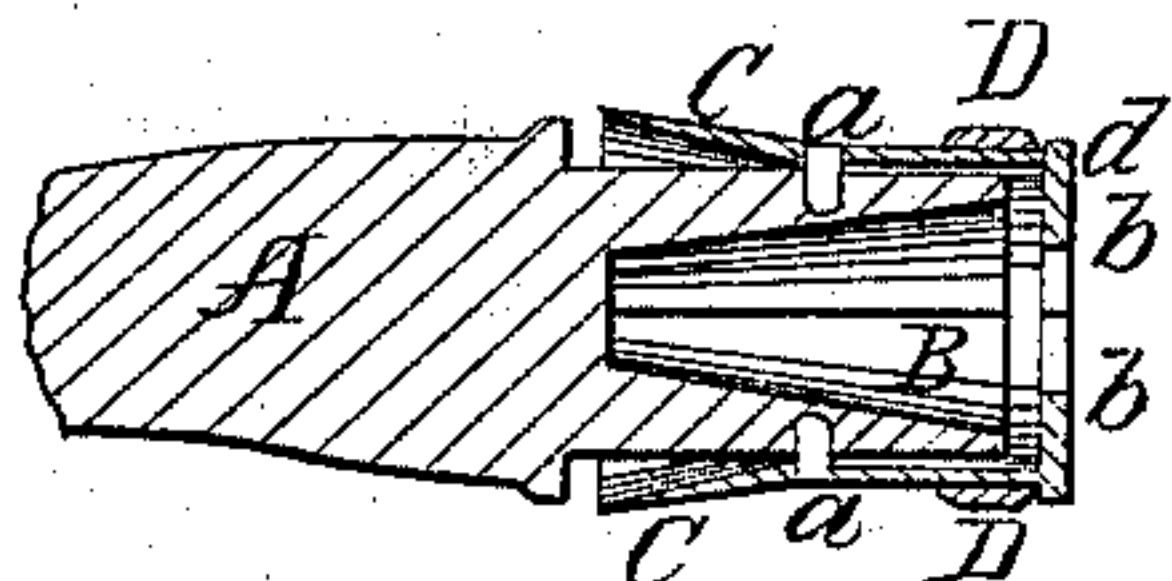


Fig. 9



Fig. 1

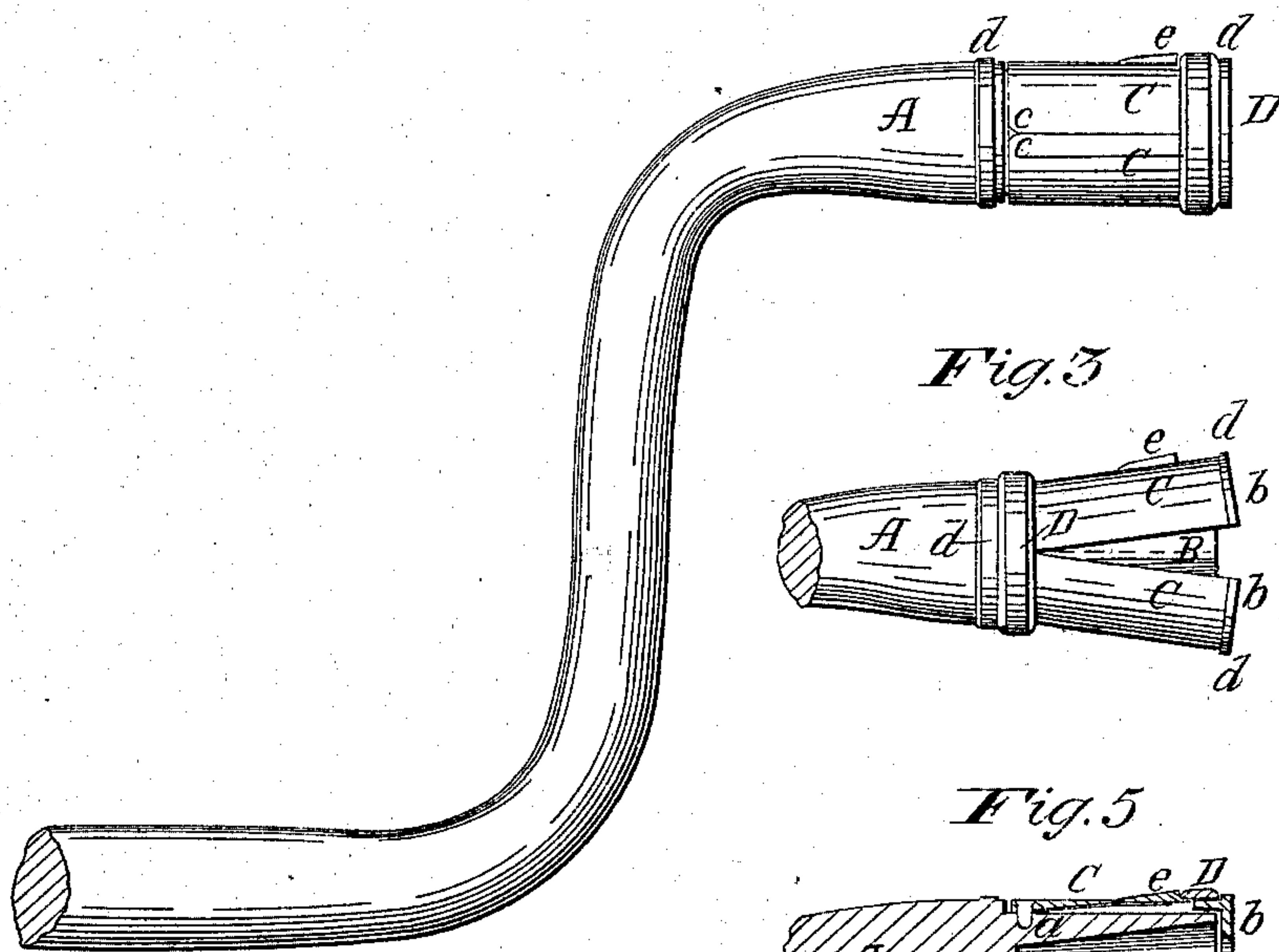


Fig. 2

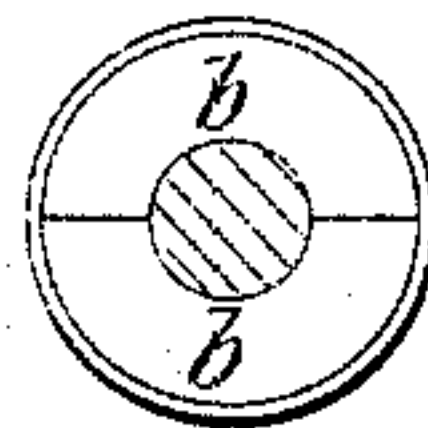


Fig. 3

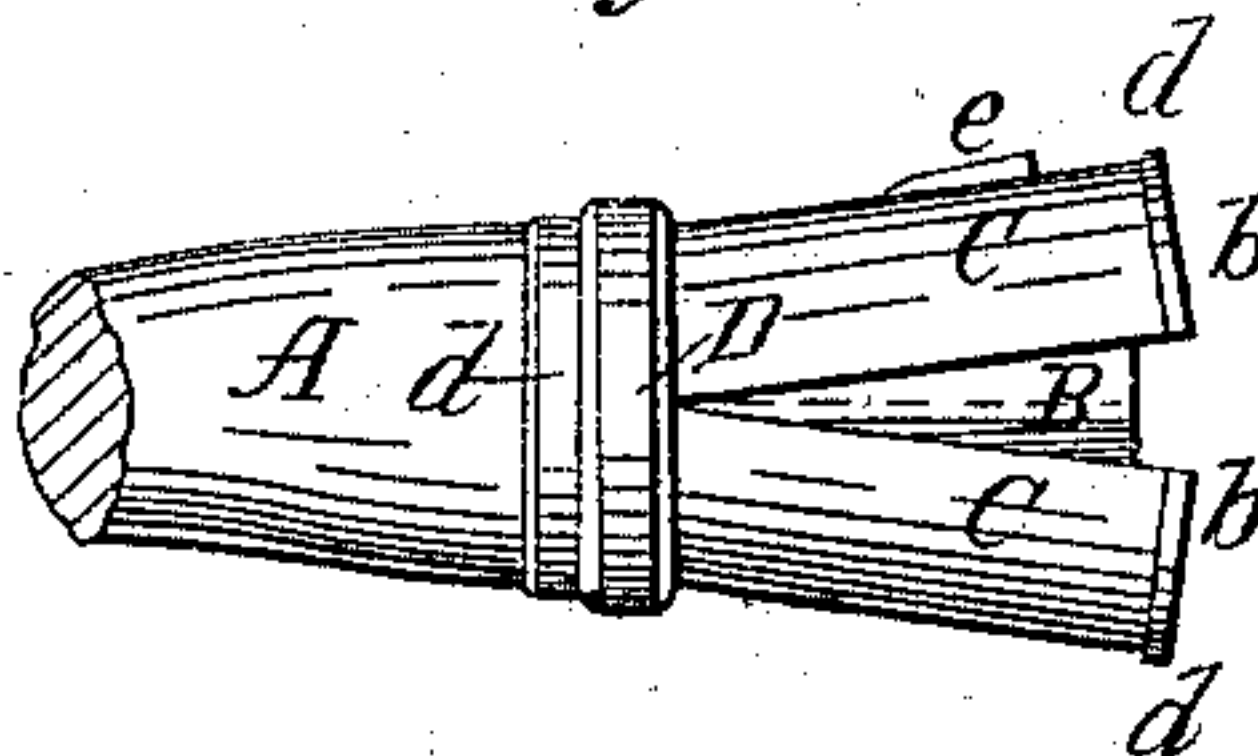


Fig. 4

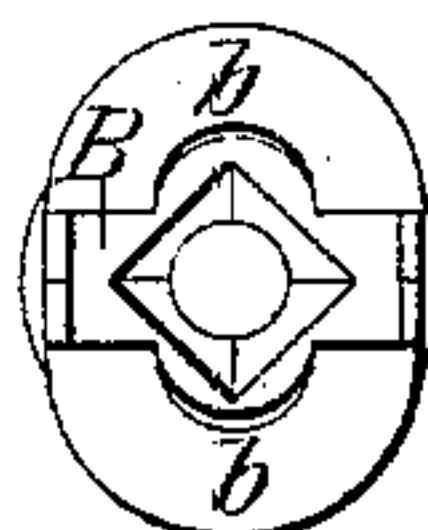
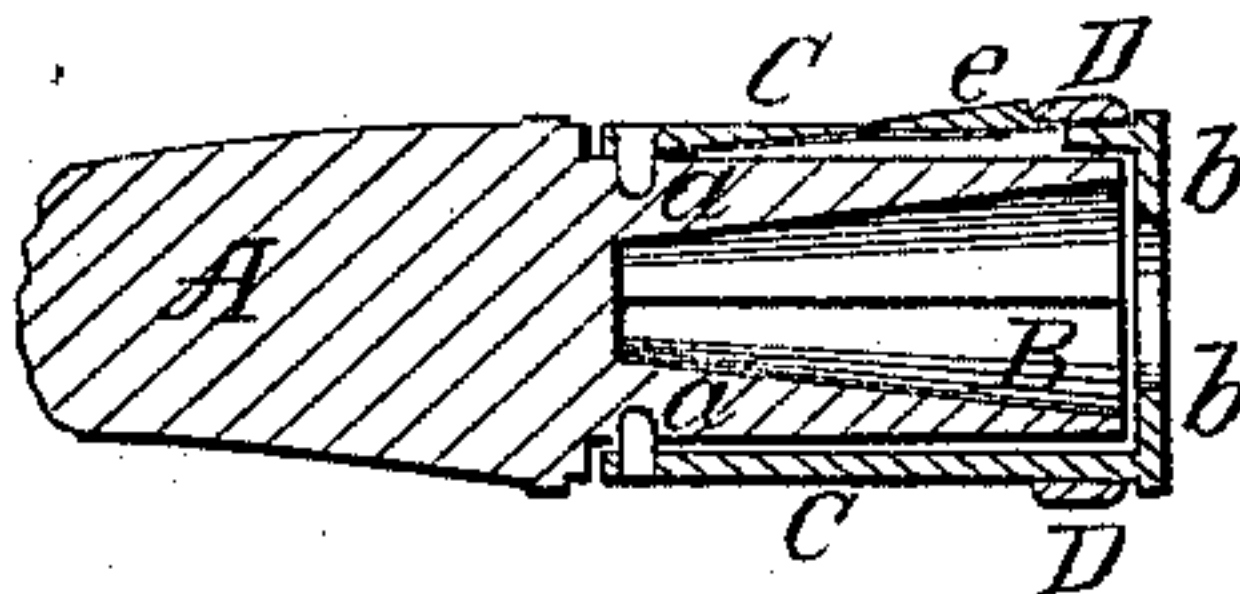


Fig. 5



Witnesses:

Jno D. Patten
Thos J. Chamberlain

Inventor:

Milton V. Nobles
By atty. A. B. Stoughton

UNITED STATES PATENT OFFICE.

MILTON V. NOBLES, OF ROCHESTER, ASSIGNOR TO HIMSELF AND JOHN C. NOBLES, OF ROCHESTER, NEW YORK.

IMPROVEMENT IN BIT-STOCKS.

Specification forming part of Letters Patent No. 48,346, dated June 20, 1865.

To all whom it may concern:

Be it known that I, MILTON V. NOBLES, of Rochester, in the county of Monroe and State of New York, have invented certain new and useful improvements in bit-stocks or other tool handles or holders wherein the tools are interchangeable; and I do hereby declare that the following is a full, clear, and exact description of the same, reference being had to the accompanying drawings, making a part of this specification, in which—

Figure 1 represents a portion of a bit-stock with the holding-jaws closed. Fig. 2 represents an end view of the socket and jaws as it appears when the jaws are closed. Fig. 3 represents a portion of the stock, showing the jaws as opened to release the bit or tool. Fig. 4 represents an end view of the jaws as open. Fig. 5 represents a section through the socket and jaws as they appear when closed on the bit or tool. Figs. 6, 7, 8, and 9 show a modification of the plan shown in the other figures as to the device for opening and closing the jaws or split ferrule.

Similar letters of reference, where they occur in the several separate figures, denote like parts in all the drawings.

I am aware that a split socket with a ring or nut to close it upon the bit has been used; but this weakens the socket, and the bit or other tool is not firmly held in it. I lay no claim to a split socket.

My invention consists in the combined use of a solid socket and a split ferrule or sleeve, the latter being so arranged as to be opened and closed by a ring or its equivalent, and furnished with jaws or projections that, when down, firmly hold the bit or other tool to the stock.

To enable others skilled in the art to make and use my invention, I will proceed to describe the same with reference to the drawings.

A represents a bit-stock, having a solid socket, B, of any of the usual shapes, forms, or construction. To the exterior of the socket I secure, by pins *a*, or otherwise, the two sections C C of a split ferrule or sleeve, so that these sections may open or close to release or fasten the bit or other tool to the socket or stock. Over the sections C, I slip a ring or slide, D, that opens and closes the sections, and

that holds them open or closed, as the case may be. The joint or split in the ferrule or sleeve should be cut away a little, as at *c*, so as to allow the jaws to freely open to release the bit or tool, said jaws fitting or catching, when closed, against the rounded part of the tool, and in advance of the shank that fits into the socket of the bit-stock; or a groove may be formed in the bit or tool for the jaws *b* of the split ferrule to catch into. Projections *d d* are arranged, beyond which the ring D cannot go, and a spring-catch, *e*, may be used to hold it when grasping the tool; but ordinarily its own friction on the sleeve is sufficient to hold it firmly. Under the sections, as shown in Figs. 1, 2, 3, 4, and 5, there are springs to throw them open when the ring D is run back; and, if preferred, pieces may run back from the sections, under which the springs may be placed, so that they will act to close the jaws upon the tool, while to open them these projecting pieces may be grasped in the hand and the springs compressed.

The modification shown in Figs. 6, 7, 8, and 9 requires no springs or catch-pieces, and is hence not so liable to have its action disarranged. In this modification the sections or the split ferrule or sleeve are made flaring or trumpet-mouthed at each end. They are pivoted near their center, as at *a*, and the slope or bevel of the joint at *c* is made longer than in Fig. 1, so that simply running back the ring D throws open the jaws *b*, while running it forward closes them again and holds them closed. There must be in both cases a little loose motion or play of the sections upon the pivots *a* to let them tip or yield in opening and closing.

Having thus fully described my invention, what I claim therein as new in a bit-stock or other tool-holder is—

The combination of the uncut or solid socket with the split ferrule, ring, and catch, by which the bit or other tool may be firmly held in the stock and readily released therefrom, substantially as described.

M. V. NOBLES.

Witnesses:

A. B. STOUGHTON,
J. C. NOBLES.