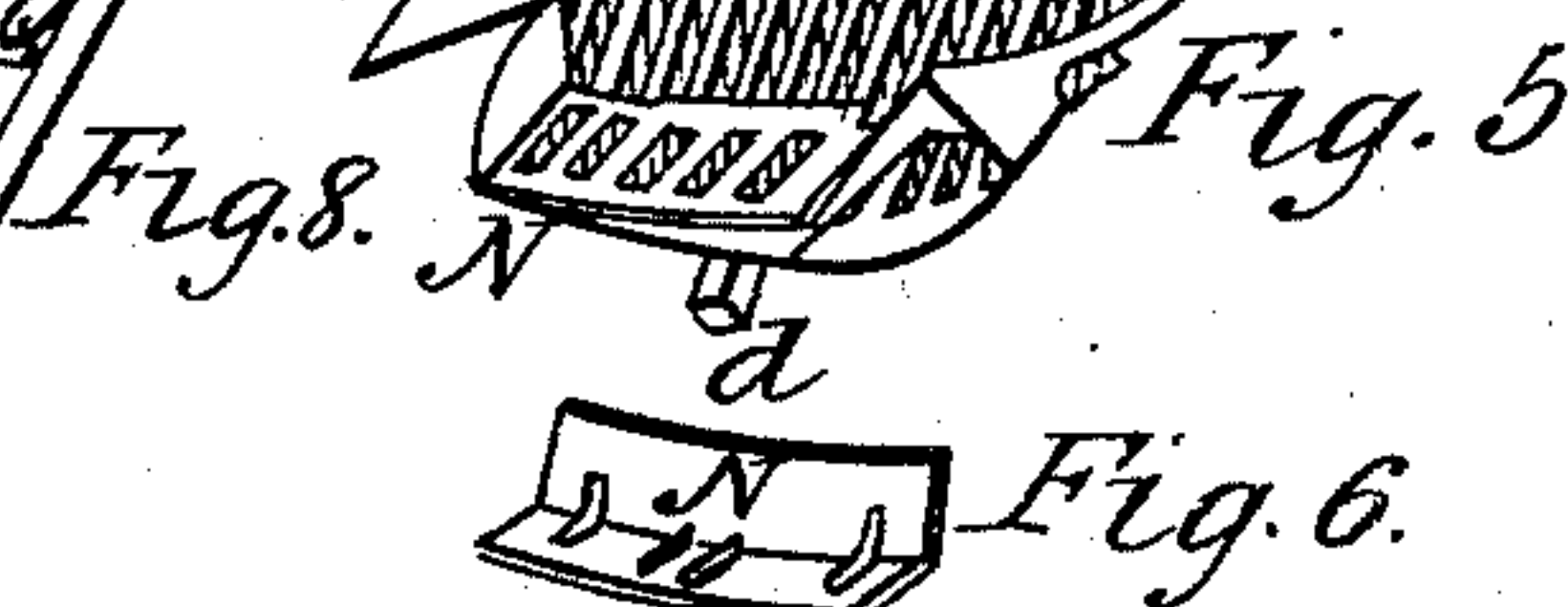
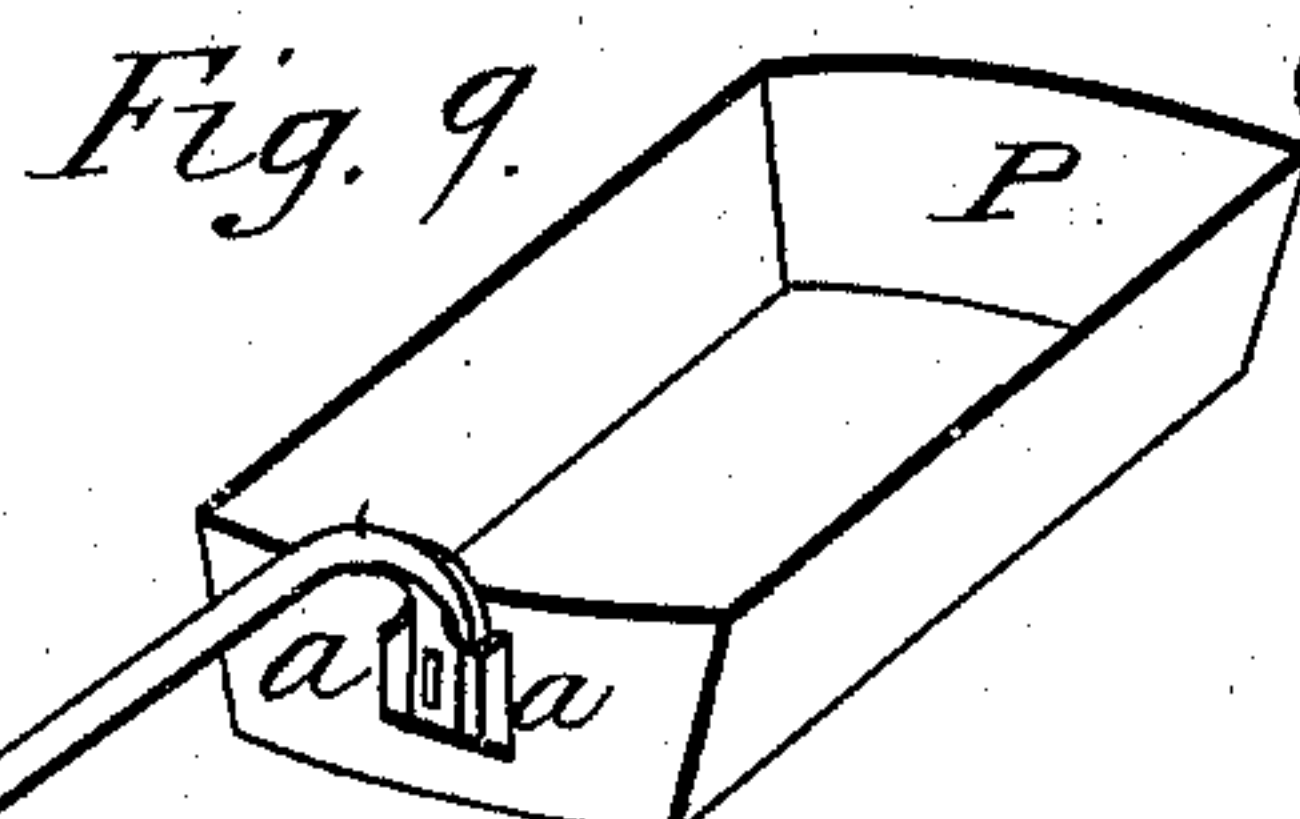
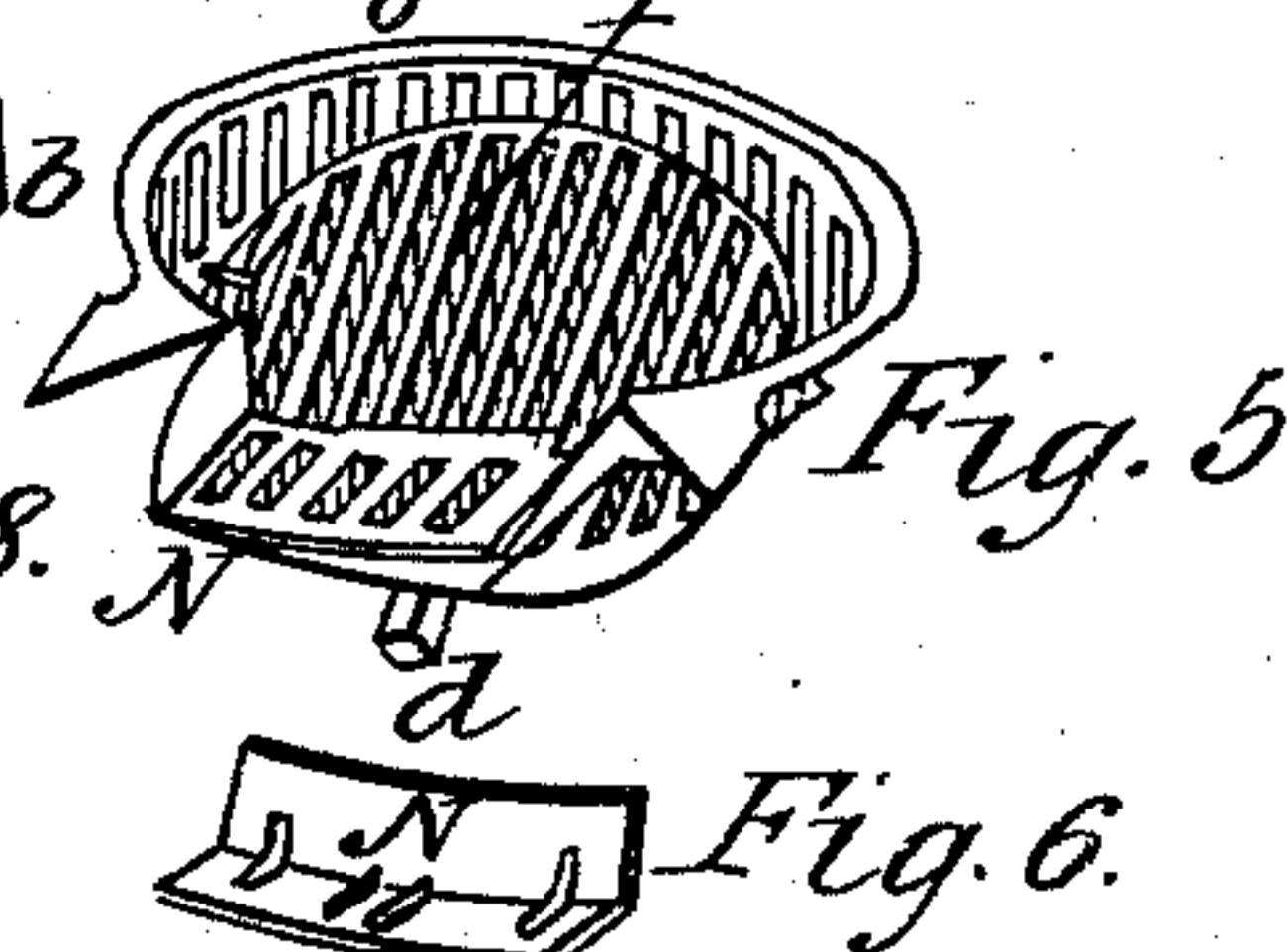

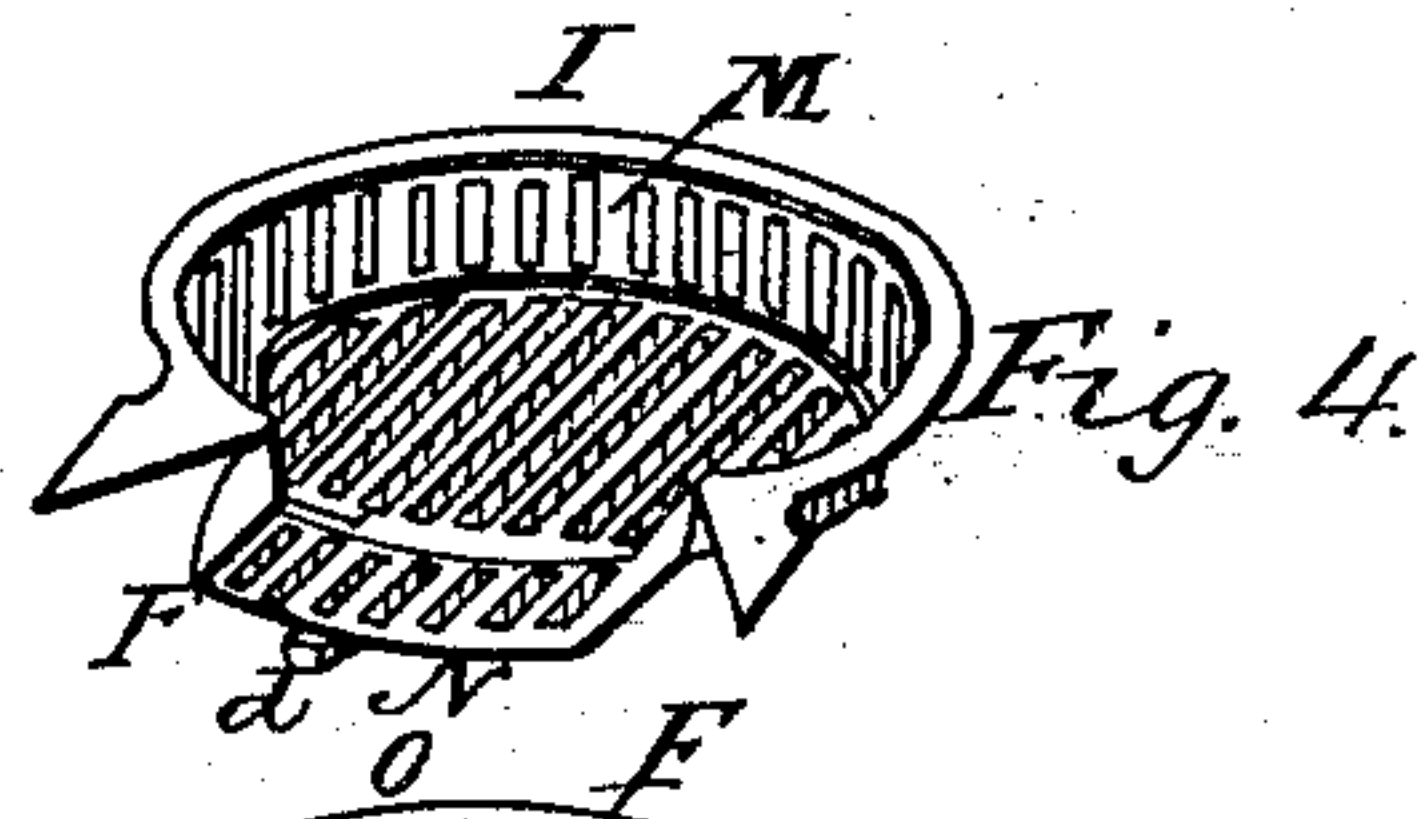
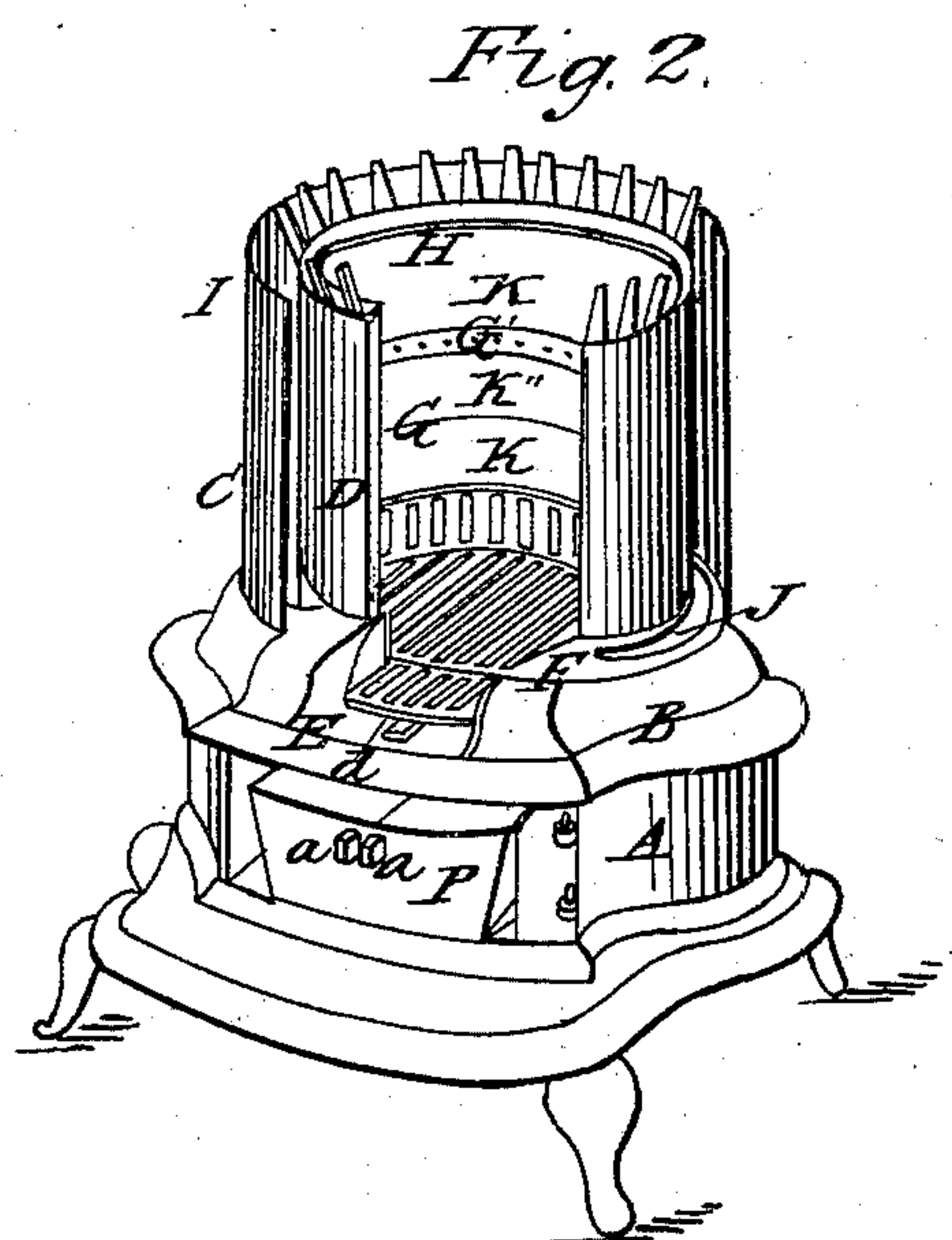
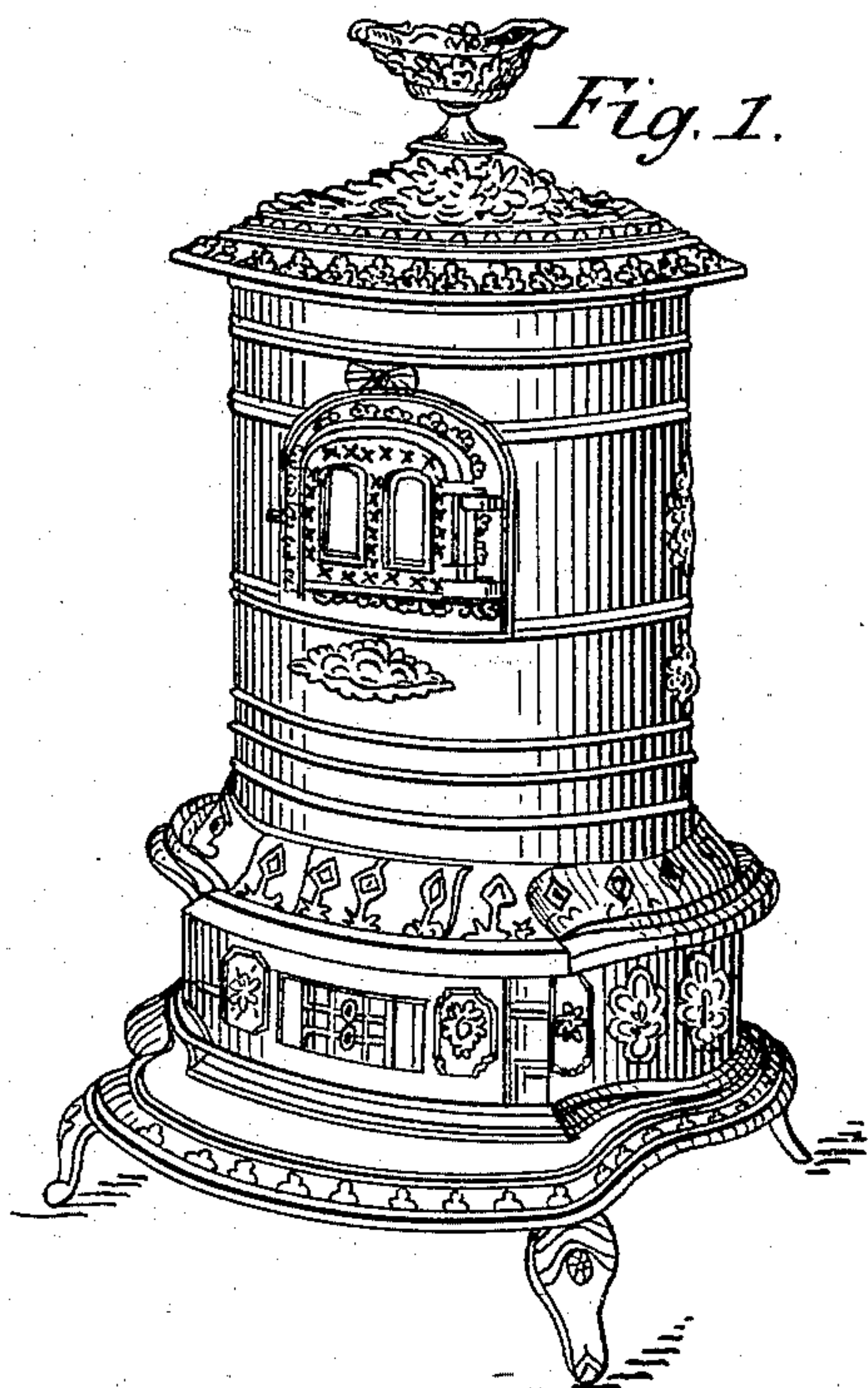


J. MORRISON, Jr.

Heating Stove.

No. 48,299.

Patented June 20, 1865.



Witnesses:
Charles D. Kellum
R. A. Perley

Inventor:
James Morrison, Jr.

UNITED STATES PATENT OFFICE.

JAMES MORRISON, JR., OF TROY, NEW YORK.

ASH-PAN DRAWER AND LIFTER.

Specification forming part of Letters Patent No. 48,299, dated June 20, 1865.

To all whom it may concern:

Be it known that I, JAMES MORRISON, JR., of the city of Troy, county of Rensselaer, and State of New York, have invented certain new and useful Improvements in Ash-Pan Drawers and Lifting-Handles for Coal-Burning Stoves; and I do hereby declare that the following is a full, clear, and exact description of the construction and operation thereof, reference being hereby had to the accompanying drawings, and to the letters of reference marked thereon, which drawings make a part of this specification.

Like letters represent and refer to like or corresponding parts.

Figure 1 is a front view of a coal-burning stove containing improvements invented by me. Figs. 2, 3, 4, 5, and 6 show such improvements in sections and in detail, and upon which I did on or about the 22d day of December, 1864, apply for Letters Patent of the United States of America, and to which reference is hereby had. Fig. 7 shows the hook or iron for operating upon the fire at or near the bottom of the fire-chamber and just above the fire-grate. Fig. 8 shows the handle and lifter Q, used for the purpose of shaking the fire-grate and for lifting from the ash pit or chamber the ash pan or box, and for the purpose of removing from its place the device shown at Fig. 6. Fig. 9 shows the ash pan or box, which is placed in the ash pit or chamber of any coal or wood burning stove, and directly underneath the fire-grate, to receive ashes and other material from the fire-chamber.

The nature of my invention, set forth in this specification, consists in the employment of a handle or lifting device constructed substantially as represented or shown at Q, Fig. 8, in combination with such ash pan or box, as to allow the said ash-pan to be removed from the ash pit or chamber of any stove by uniting such device with the said ash pan or box by means of a dovetail projecting outward from the front end of such ash-pan sufficiently to allow a corresponding part at one end of the said device or lifting-handle to unite therewith in a firm though detachable manner, for economy, convenience, cheapness, and durability, as well as cleanliness.

Having thus described the nature of my said

invention and improvements, I will here proceed to describe the construction and operation of the same, so as to enable others skilled in the art to which said invention relates to make and use the same, which is as follows, to wit: I construct the ash pan or box P in the usual manner, and of cast or sheet metal that will answer the required purpose. Upon the front end of said ash-pan I construct dovetail projections *a a*, Figs. 2 and 9, so arranged as to receive the lifting-handle Q. (Shown at Fig. 8.) This dovetail is the larger at the lower part thereof, and so arranged with the bent end *b* of the said lifting-handle Q, Fig. 8, while the said bending end is so constructed as to correspond to the said projecting dovetail on the said ash pan or box, which, when applied thereto, as shown at Fig. 9, the said ash-pan may be lifted and removed from the ash pit or chamber under the fire-grate, and then carried to any other place desired for the purpose of discharging the ashes or other material therefrom, and is thereafter again returned to its proper place in the stove by the same means and in the same manner as it was removed therefrom, when the said lifting device is disconnected from said ash pan or box.

This device for lifting and removing the said ash-pan, as and in the manner aforesaid, may also be used for shaking or vibrating the grate F by means of the mortise *c* in the said bending end of said lifting device Q, Fig. 8. The said mortise must correspond to the bar *d*, Figs. 2, 4, and 5. The opposite end is so constructed as to remove the device (seen at Fig. 6) from over the recess N, which covers the same upon the inside and prevents, when so covered, any communication between the said ash pit or chamber and the air-heating chamber I. The draft is admitted to the combustion-chamber and to the fire therein through the grate F in the usual manner by means of a sliding damper, (shown at Fig. 1,) which is in the door that closes or opens into the ash pan or chamber, as shown at Figs. 1 and 2.

The said ash-pan P and lifting device Q, combined therewith in the manner aforesaid, are very convenient, cheap, and durable. They do away with the necessity of coal-hod or similar device for the purpose of receiving and carrying away the ashes and similar material

collected in said ash-pan P from the fire above, and therefore prevent the making of much dirt or the creating of dust in the room where such stove is used, as would be the case were the contents of said ash-pan emptied therefrom into such coal-hod or similar receptacle for that purpose.

Having thus described my invention aforesaid, what I claim, and desire to secure by Letters Patent, is—

1. The employment and combination of the lifting device Q with the said ash pan or box

P, or any equivalent therefor, in the manner and for the purposes substantially as herein described and set forth.

2. The lifting device Q, constructed in the manner and for the purposes substantially as herein described and set forth.

In testimony whereof I have, on this 7th day of February, A.D. 1865, hereunto set my hand.

JAMES MORRISON, JR.

Witnesses:

CHARLES D. KELLUM,
B. MACGREGOR.