

F. G. Ford,
Window Fastener.

N^o 47,537.

Patented May 2, 1865.

Fig 1

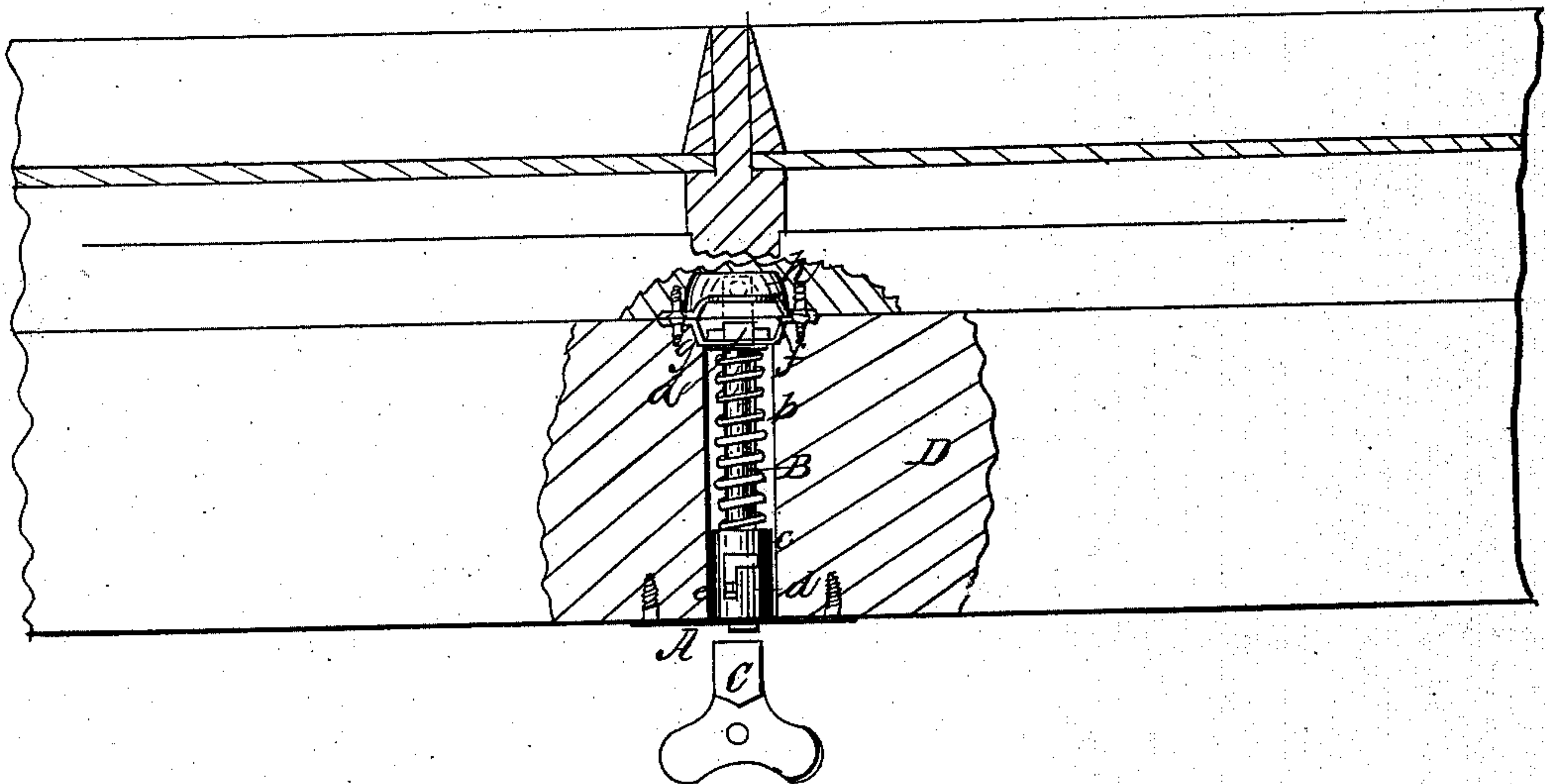


Fig 2

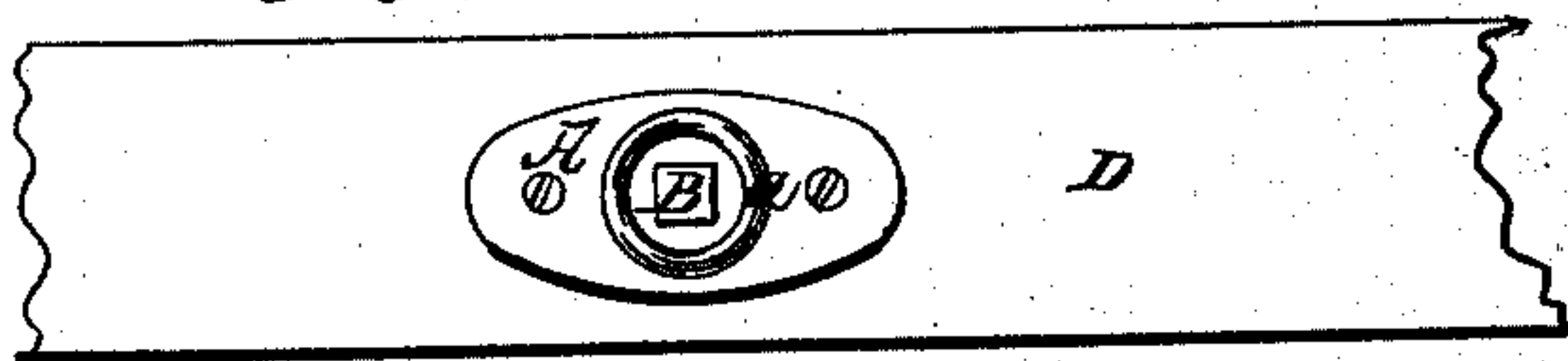


Fig 3

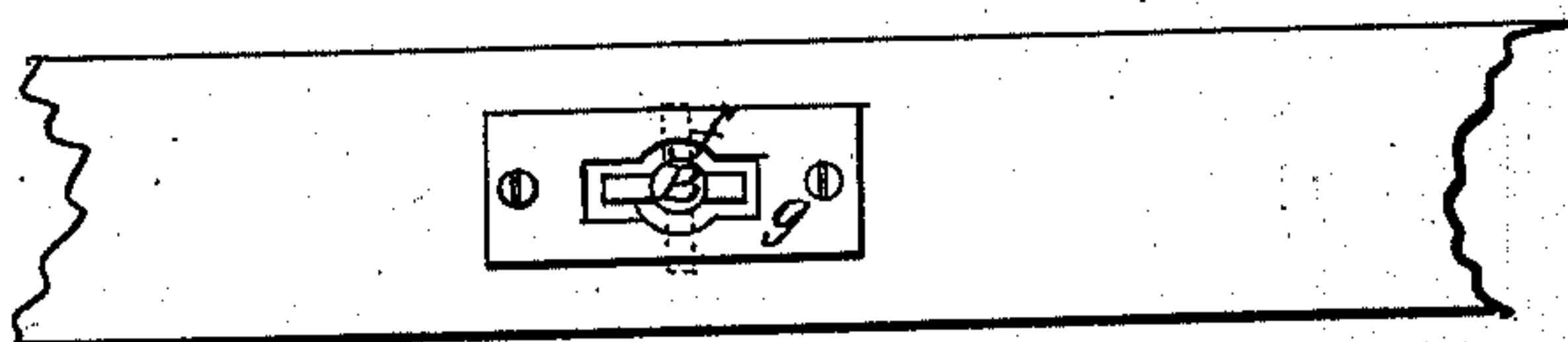
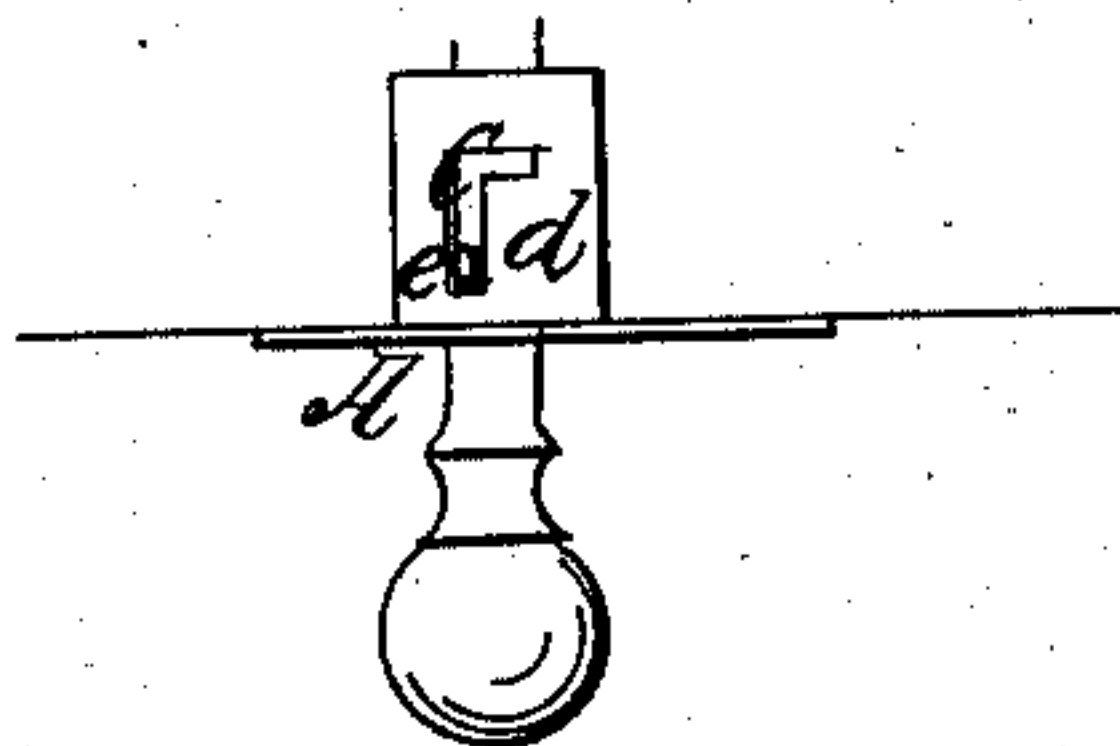


Fig 4



Witnesses:
Edm. W. Brown
A. D. Smith

Inventor:
Frederic G. Ford

UNITED STATES PATENT OFFICE.

F. G. FORD, OF WASHINGTON, DISTRICT OF COLUMBIA.

IMPROVED WINDOW-LOCK.

Specification forming part of Letters Patent No. 47,537, dated May 2, 1865.

To all whom it may concern:

Be it known that I, FREDERIC G. FORD, of the city and county of Washington, in the District of Columbia, have invented new and useful Improvements in Burglar-Proof Spring Sash-Locks; and I do hereby declare that the following is a full, clear, and exact description of the same, reference being had to the accompanying drawings, making a part of this specification, in which—

Figure 1 represents a broken-off section of a sash-frame with lock attached. Fig. 2 shows a front view of sash-rail and the face-plate to the lock. Fig. 3 shows the reverse side of rail and plate. Fig. 4 shows a detached face-plate and knob.

The object of my invention is to secure window-sash from the inside, so that they will not admit of being raised or opened from the outside, and also prevent the admission of a current of air between the rails of the upper and under sash to cause them to vibrate and make a noise, which is very annoying in windy weather. It is also applicable to inside shutters, or for securing the stop bead or cleat in window-frames, or for fastening doors from the inside, for sliding sash in show-cases, and for many other purposes where a cheap spring-catch is needed.

My invention consists in the construction of the face-plate and double slotted tube, the semi-rotating sliding spring-bolt, the reverse recessed guiding-plate, and the double-inclined recessed plate-catch, the same being operated by a movable key, as hereinafter described.

To enable others skilled in the art to make, apply, and use my invention, I will describe it more fully, referring to the drawings, and to the letters of reference marked thereon.

The face-plate A may be made oval or of any desired form or device, it having a tube, *a*, secured to one side, in which are two L-shaped or longitudinal and right-angle slots *c c*, in which a pin, *e*, works, the same passing through the rod or bolt B near the end, which has a portion of it squared, so as to admit of being pressed in and turned by a detachable key, C, to fasten and unfasten the parts to which it is applied. A spiral spring, *b*, is placed on the rod B, one end resting against the pin *e* and the other end against a washer, *d*, and pin *f* at the extreme end of the rod or

bolt B. When the lock is fitted to the middle rail, D, of the lower sash, the face-plate A and the square end of the bolt B are on the inside, the bolt and spring being concealed in the rail, the extreme end of the bolt and the pin *f* being in the recess of the flush-plate *g* on the reverse side of the rail, between the middle rails of the upper and under sashes. Directly against the recessed plate *g*, on the upper sash, is secured the recessed double-inclined catch-plate *h*, so that when the rod B is pressed in by the key it enters the catch-plate *h*, and by turning the rod B one-fourth of the way round the pin *f* follows up the inclines of the inside of the catch-plate and draws the joint between the sash closely together and locks them firmly, so that the one cannot move without the other, thus securing the window from being opened from the outside, or even from the inside without the key. The same device may be applied to inside or outside shutters to lock them together or to fasten any other place where two surfaces come to a joint, and it can only be opened from the face side and by a fitting key or knob.

It will readily be seen that my improved burglar-proof sash-lock is a simple, efficient, and cheap, as well as a very neat and substantial, device for the purposes for which it is designed and may be applied. It is easily fitted, requiring but little more than a round hole through the rail of the sash. Should the rail that the bolt is fitted into be a little thin for the length of the bolt, the recessed inclined plate which is secured to the upper sash may be sunk below the flush of the surface, and thus effect the purpose of drawing the joint up close to keep out the air and prevent any noise.

There is nothing, perhaps, more annoying to sick and nervous persons than the rattling of windows in a house, and various things have been resorted to for a temporary relief—such as muffling with listing, forcing in wedges, &c. By the application of my invention a thorough and permanent remedy is provided, while at the same time a most efficient lock to secure the windows closed is applied which is cheap and durable. It is applicable to passenger-car windows, and will prevent in a great measure the rattling of the car.

Having thus described my invention, what I claim as new, and desire to secure by Letters Patent, is—

The face plate to which is attached the double right-angle slotted tube, the semi-rotating sliding spring-bolt, the recessed guiding-plate, and the double-inclined recessed

plate-catch, the same being applied and operating in the manner as and for the purposes herein specified.

FREDERIC G. FORD.

Witnesses:

R. D. O. SMITH,

J. B. WOODRUFF.