

J. Buckett. Card Holder

N^o 47,515. Patented May 2, 1865.

Fig: 1.

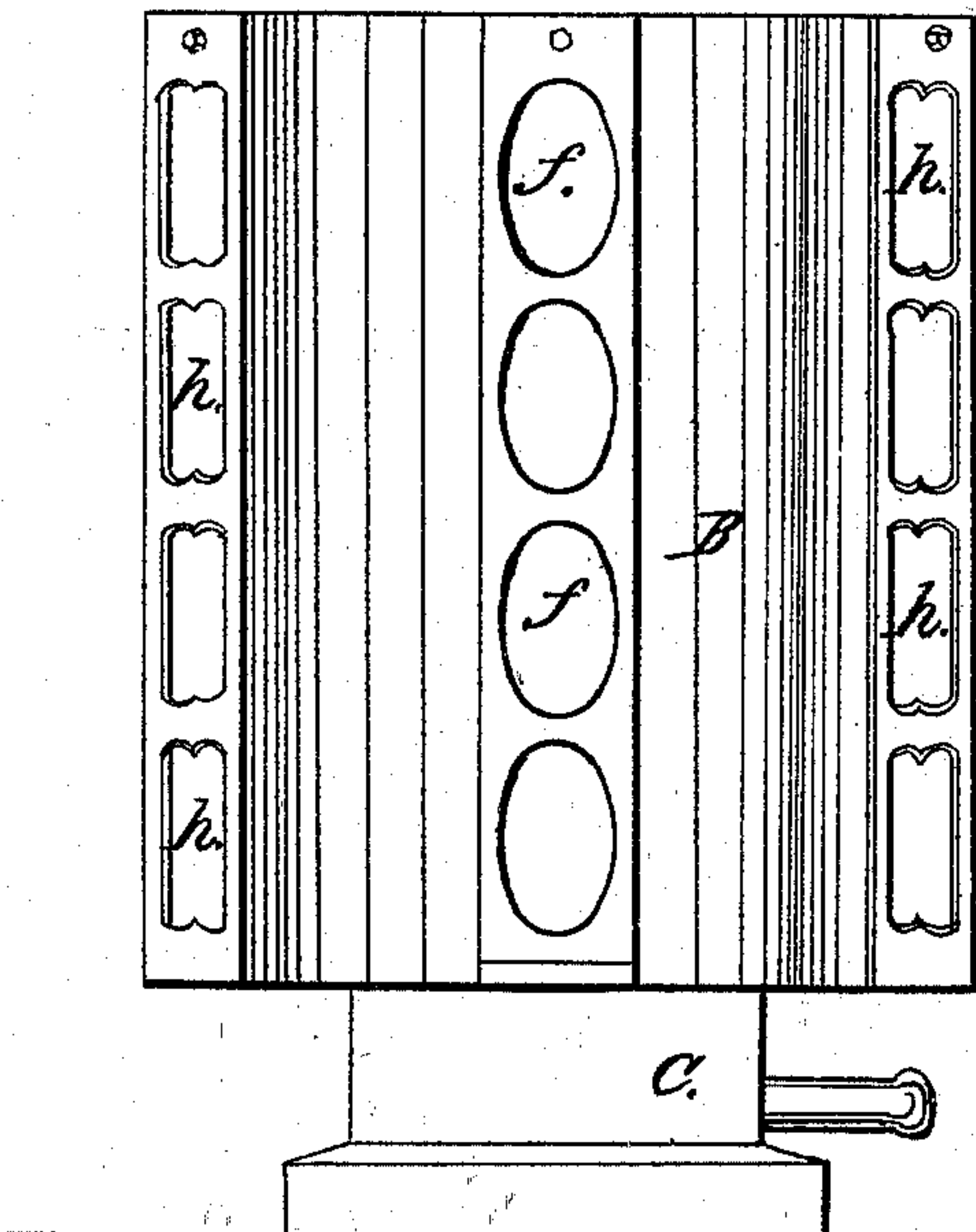


Fig: 2.

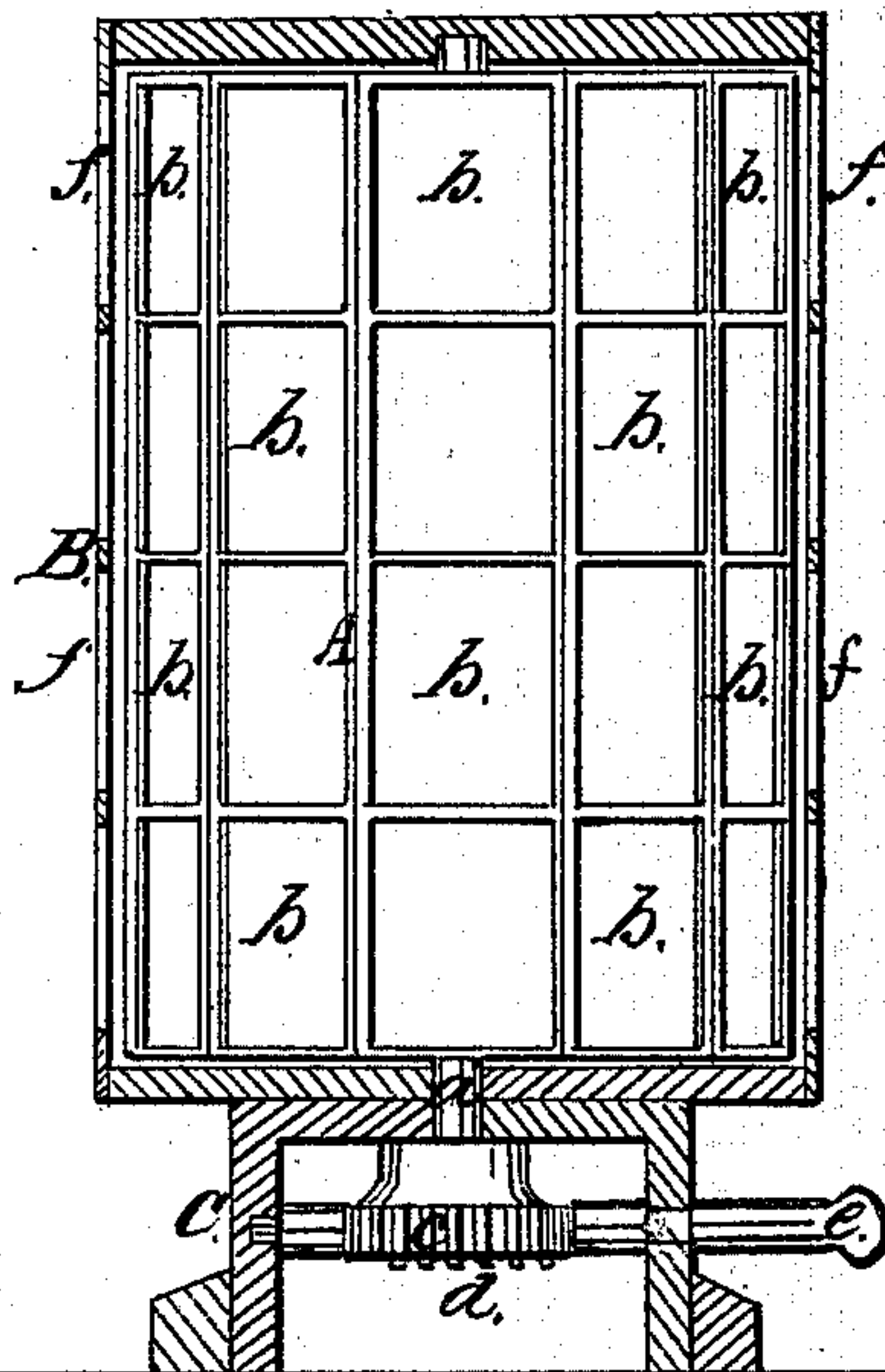


Fig: 3.

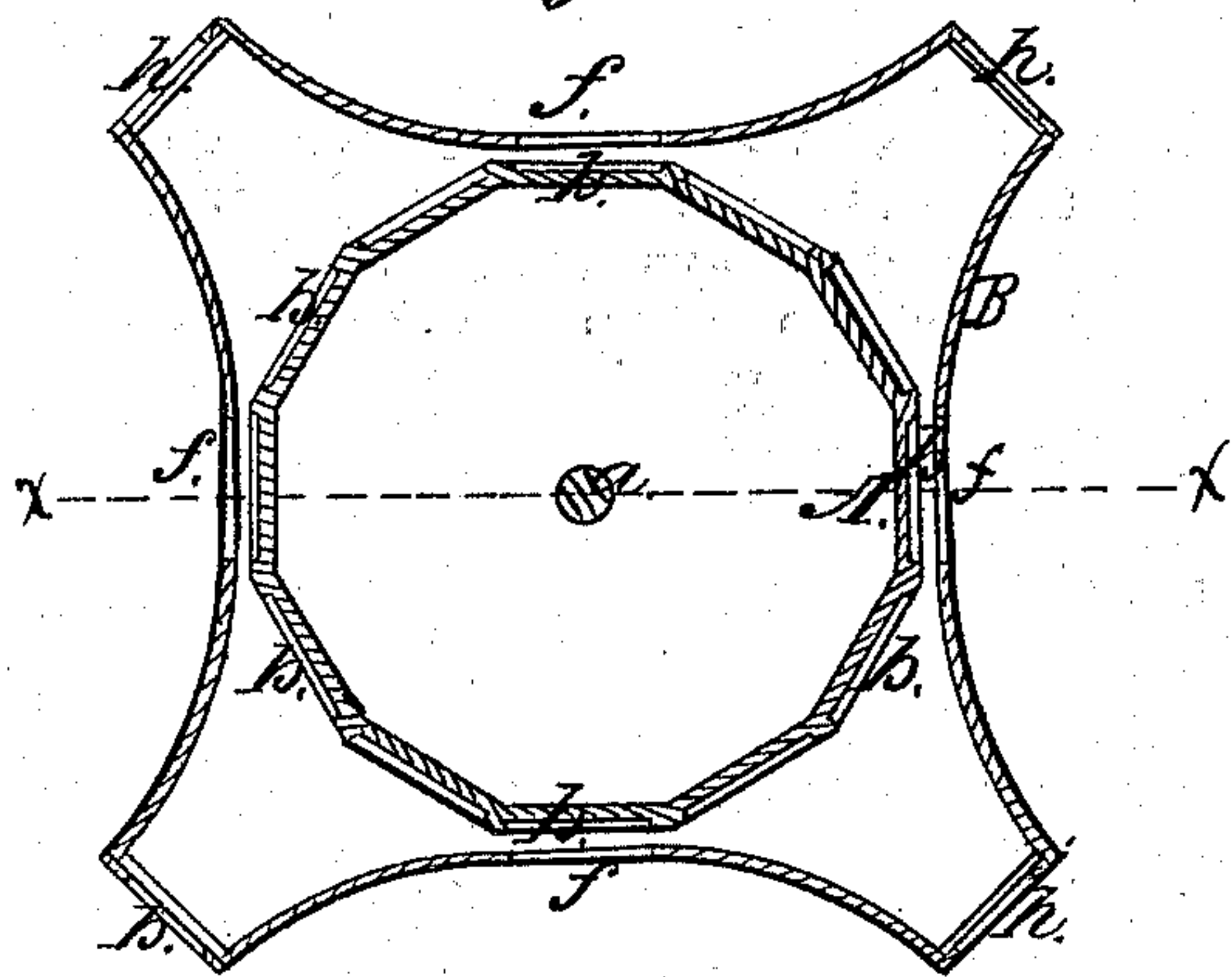
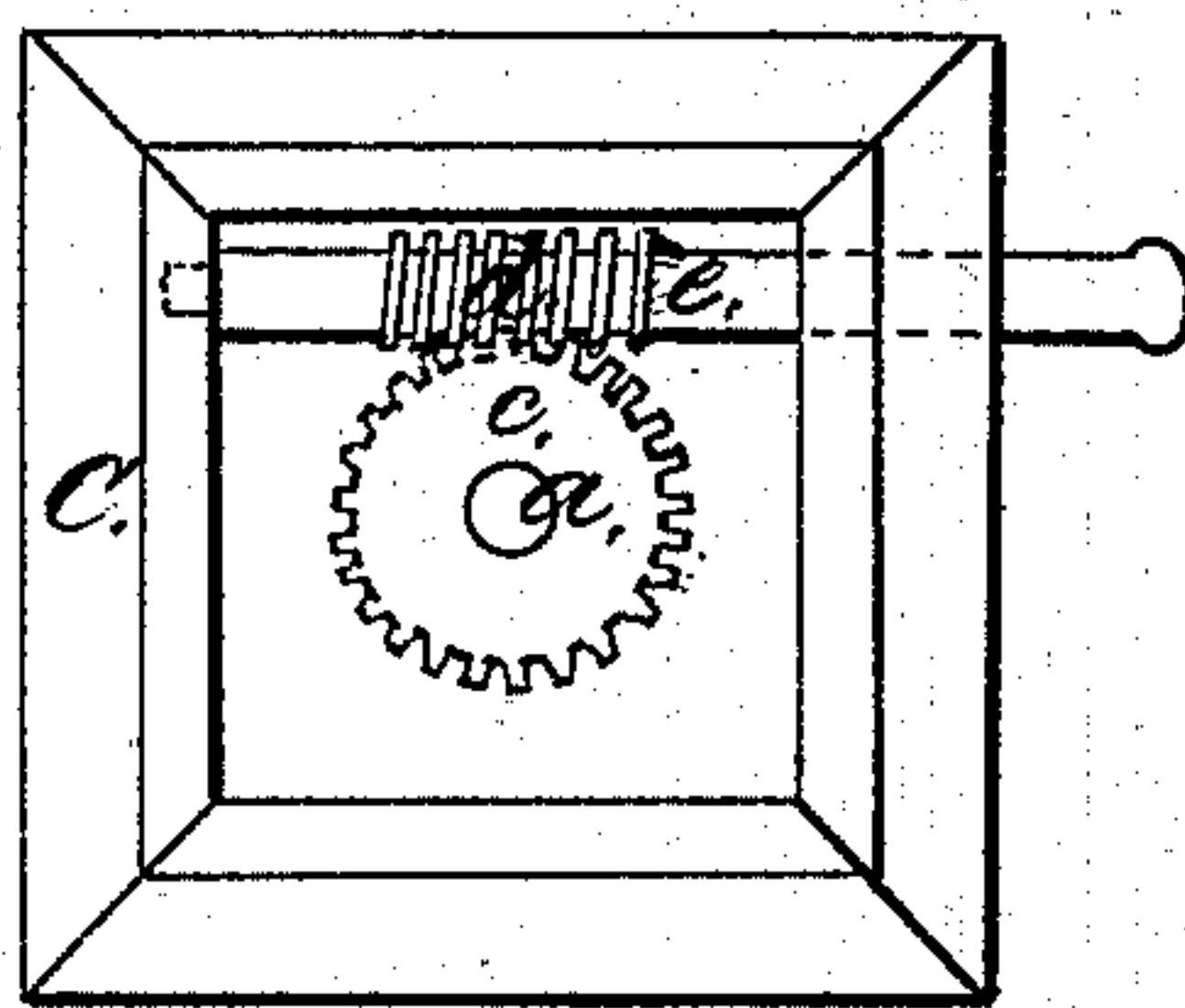


Fig: 4.



Witnesses.

M. M. Livingston
W. A. Ahearn

Inventor.
James Buckett

UNITED STATES PATENT OFFICE.

JAMES BUCKETT, OF HARLEM, NEW YORK.

PHOTOGRAPHIC-PICTURE HOLDER.

Specification forming part of Letters Patent No. 47,515, dated May 2, 1865.

To all whom it may concern:

Be it known that I, JAMES BUCKETT, of Harlem, in the county of New York and State of New York, have invented a new and Improved Photographic-Picture Holder; and I do hereby declare that the following is a full, clear, and exact description thereof, which will enable others skilled in the art to make and use the same, reference being had to the accompanying drawings, forming a part of this specification, in which—

Figure 1 represents a side elevation of this invention. Fig. 2 is a transverse vertical section of the same, the line *xx*, Fig. 3, indicating the plane of section. Fig. 3 is a horizontal section of the same. Fig. 4 is an inverted plan of the same.

Similar letters of reference indicate like parts.

This invention consists in a revolving or movable cylinder or prism, the surface of which is divided off into a large number of panels, each capable to hold a photographic or other picture of that size generally used for photographic-picture cards, or of any other desirable size, in combination with a movable or stationary case surrounding said movable cylinder and provided with windows corresponding severally in size and position to the several tiers of panels in the cylinder in such a manner that by revolving or moving said cylinder or case several rows of pictures, one after the other, can be brought opposite the observer, and a large number of pictures can thus be exhibited in a simple and convenient way.

A represents a cylinder or prism made of wood or any other suitable material, and arranged so as to rotate on a vertical axis, *a*. The surface of said cylinder is divided off into a series of panels, *b*, which are square or of any other suitable form or shape, each capable to receive and hold a photographic or other picture. I intend to use these panels, however, particularly to hold photographic-picture cards of the common size and shape. Said panels are arranged in regular rows and tiers, as clearly shown in Fig. 2 of the drawings, and the cylinder or prism is surrounded or covered up by a case or box, B, of wood or any other suitable material. This case rests upon a base, C, and its top and bottom form

the bearings for the trunnions or axle of the cylinder A. Said axle extends through the bottom of the case and bears a worm-wheel, *c*, which gears into an endless screw, *d*, mounted on a horizontal shaft, *e*, which has its bearings in the sides of the base C, and to which a rotary motion is imparted by a handle or in any other suitable manner. By these means a rotary motion can be imparted to the cylinder A from the exterior of the case, and without removing the same. The case C is provided with one or more series of windows, *f*, corresponding in position to the several tiers of panels on the surface of the cylinder, so that by rotating the cylinder one vertical row of panels after the other can be brought opposite one of the series of windows, and the pictures contained in all the panels can be exhibited to the view by turning the cylinder.

If desired, the case C may be formed with concave sides and projecting angles, as clearly shown in Fig. 3. These angles may, if desired, be provided with panels and windows, *h*, to contain pictures independent of the panels in the cylinder, and said case is made to revolve, so that each tier of windows can be brought opposite the observer, and all the pictures contained in said panels can be observed in a convenient manner.

It is obvious that the face of the device containing the panels *b* may be changed in a great many different ways, and I do not wish to confine myself to any particular shape; neither do I confine myself to the particular device shown for imparting motion to the device contained in said panels.

Having thus described my invention, I claim as new and desire to secure by Letters Patent—

1. The movable cylinder or prism A, or its equivalent, containing a series of panels, *b*, in combination with a movable or stationary case, B, constructed and operating substantially as and for the purpose set forth.

2. The bay-windows applied to the case B, in the manner and for the purpose substantially as described.

JAMES BUCKETT.

Witnesses:

M. M. LIVINGSTON,
C. L. TOPLIFF.