
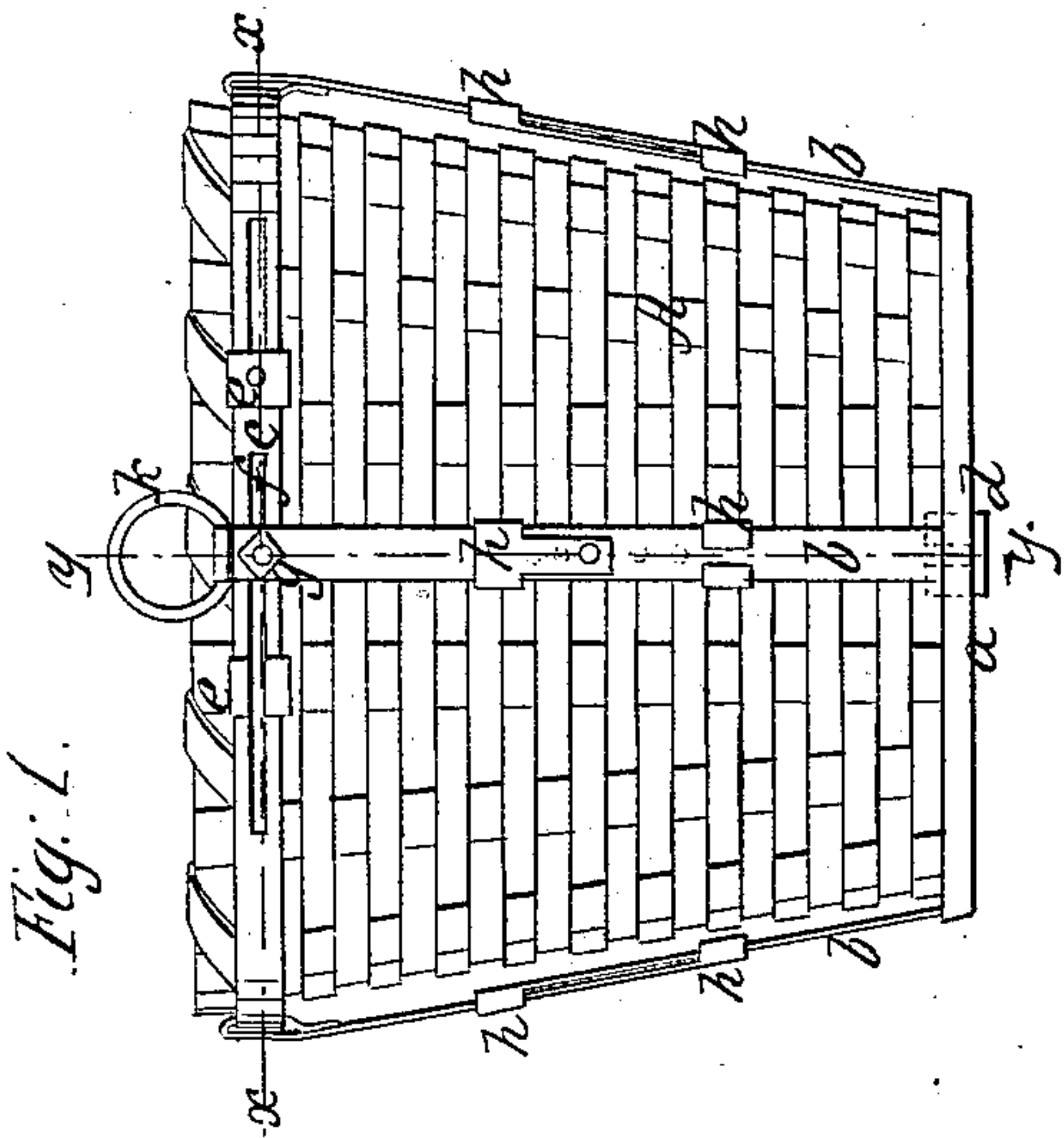
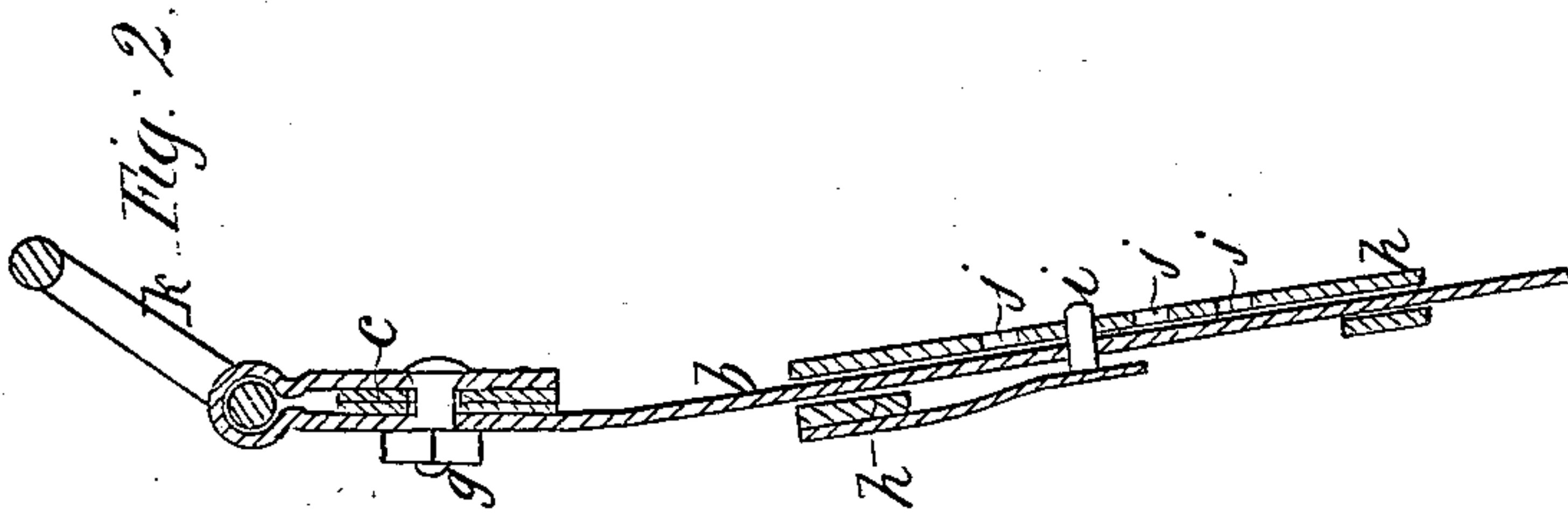


*P Eley,*

*Basket Protector.*

*N<sup>o</sup> 47,096.*

*Patented Apr 4, 1865.*



*Witnesses;*  
*M M Livingston*  
*C L Topliff*

*Inventor;*  
*Phillip Eley*

# UNITED STATES PATENT OFFICE.

PHILLIP ELEY, OF NEW YORK, N. Y.

## PROTECTOR FOR BASKETS.

Specification forming part of Letters Patent No. 47,036, dated April 4, 1865.

*To all whom it may concern:*

Be it known that I, PHILLIP ELEY, of the city, county, and State of New York, have invented a new and useful Protector for Baskets; and I do hereby declare that the following is a full, clear, and exact description thereof, which will enable others skilled in the art to make and use the same, reference being had to the accompanying drawings, forming a part of this specification, in which—

Figure 1 is an exterior view of a basket with my improvement applied to it; Fig. 2, a detached horizontal section of a portion of the protector, taken in the line *x x*, Fig. 1; Fig. 3, a detached section of a portion of the protector, taken in the line *y y*, Fig. 1.

Similar letters of reference indicate like parts.

This invention consists in applying a metallic frame to baskets, in order to protect the same or preserve them from wear or injury.

The invention is chiefly designed to be applied to large baskets, or those in which weighty substances are conveyed or carried—such, for instance, as bushel-baskets, used by farmers and others, coal-baskets, for carrying coal, &c. Baskets of this kind are soon worn out, broken, or destroyed, in consequence of the weighty substances carried in them, and a metallic frame renders them durable, serving as a support to the basket in holding its contents, and likewise protecting it from external injuries, such as blows, concussions, &c.

One of the most desirable ways of constructing my protector is shown in the drawings.

I use a bottom plate, *a*, of sheet metal, of such dimension as to cover the bottom of the basket *A*, and from this bottom plate standards *b* project upward to a rim, *c*, which extends around the top of the basket, the whole forming a metallic frame, which incloses the basket, as shown in Fig. 1.

The standards *b* and rim *c* are of a thickness and width commensurate with the size of the basket. Four standards, *b*, may be

used, or more, if the basket be of large dimensions, and the bottom plate, *a*, may be secured to the bottom of the basket by a central bolt, *d*.

These metallic frames may be constructed of different sizes to suit different-sized baskets, and it would be desirable to have each frame, whether large or small, so constructed as to be capable of being expanded and contracted to suit the slight variation in the size or dimensions of baskets designed to be of the same capacity. To effect this result I construct the rim *c* with a sliding joint, each end being provided with a loop, *e*, to serve as guides, and the rim having a slot, *f*, made through it near each end for a bolt, *g*, to pass through. (See Fig. 2.) By this arrangement the rim *c* may be expanded or contracted to suit the upper part of the basket.

The standards *b* may be constructed of two parts, provided with guides *h*, with a pin or bolt, *i*, to pass through, one part being perforated with a series of holes, *j*, to admit of the standards being lengthened or shortened, as desired.

Two of the standards *b b* are provided with handles *k k*.

These frames may be constructed at a small cost, readily applied to a basket, and, if well made, will last an indefinite period of time. In case of a basket becoming worn out or injured, it may be taken out from the frame and a new one fitted in it without any trouble whatever.

I do not confine myself to the precise mode of construction herein described, for that may be varied or modified and the same end attained.

Having thus described my invention, I claim as new and desire to secure by Letters Patent—

A metallic frame, adjustable or otherwise, applied to baskets, in the manner substantially as and for the purpose herein set forth.

PHILLIP ELEY.

Witnesses:

M. M. LIVINGSTON,  
C. L. TOPLIFF.