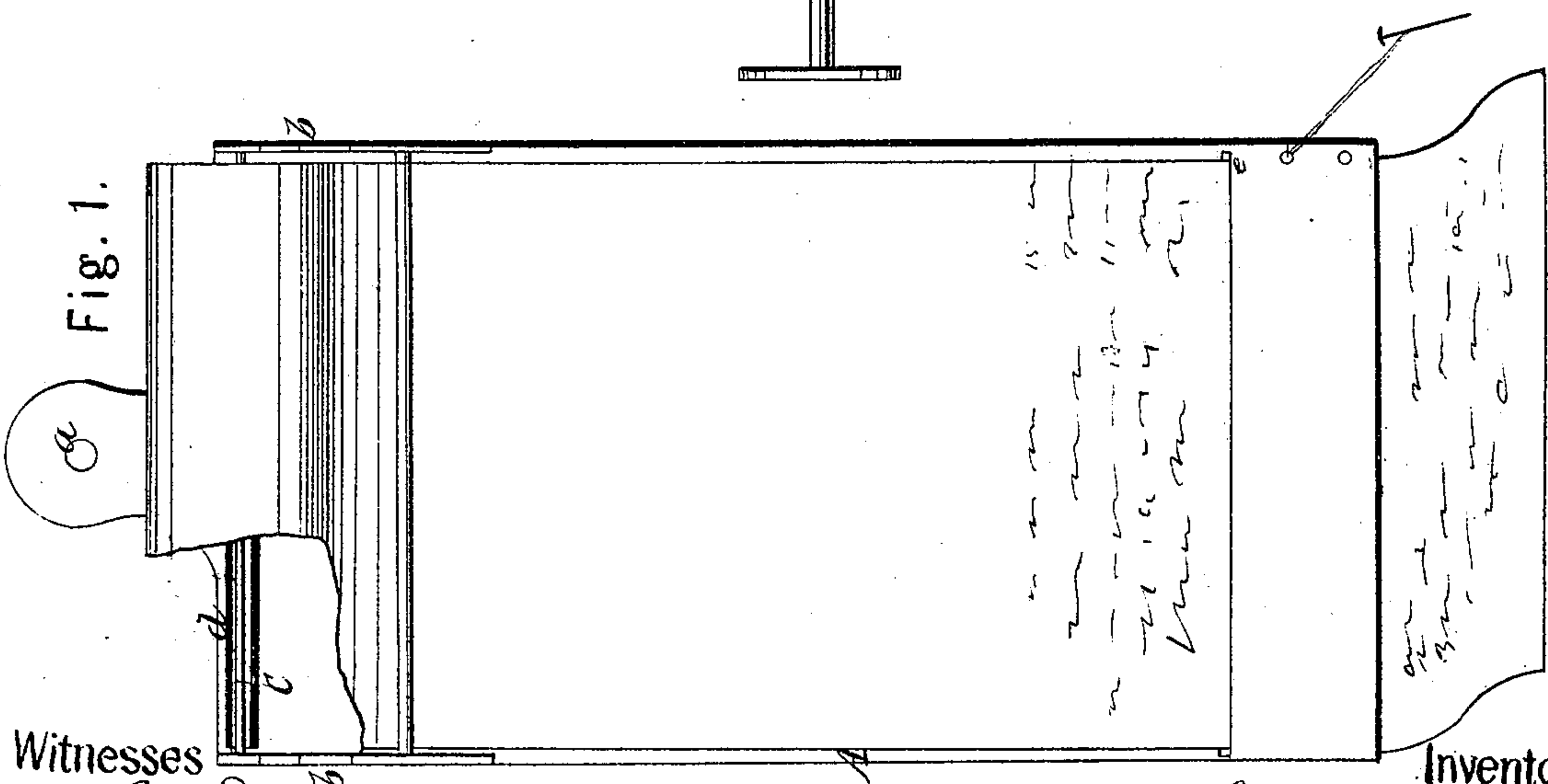
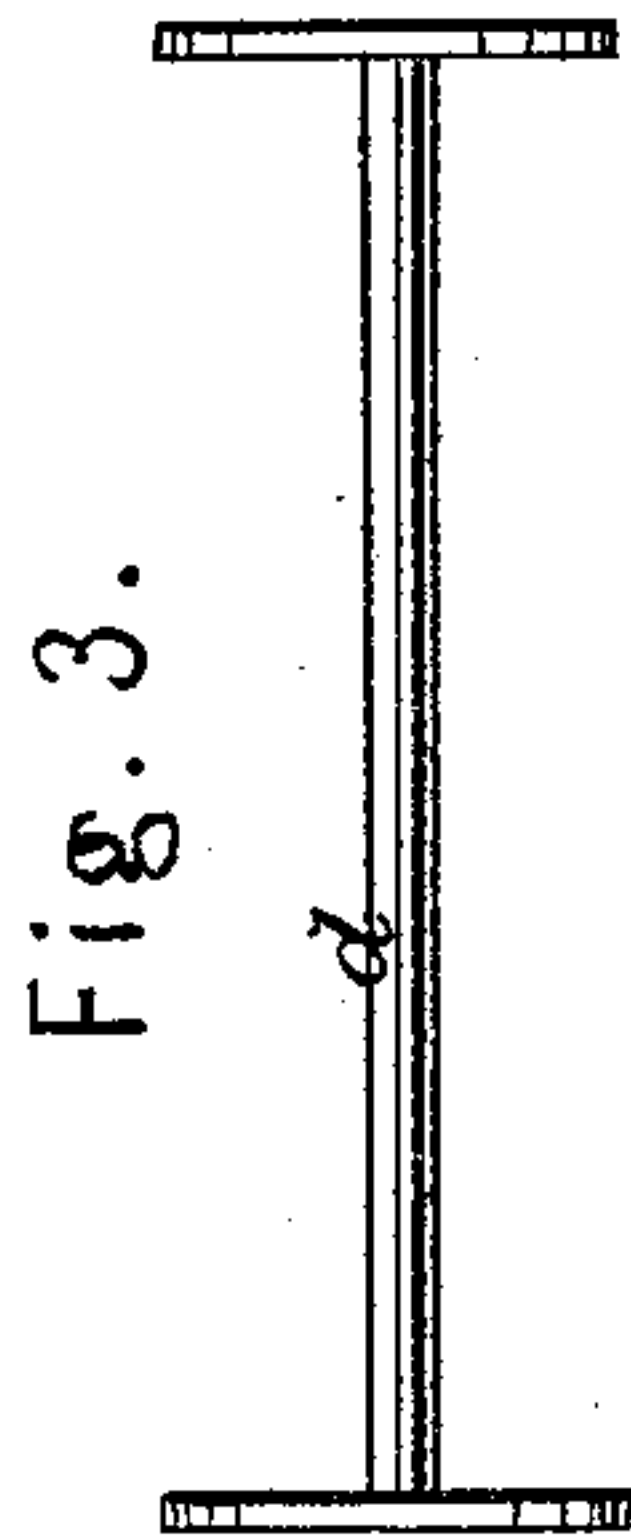
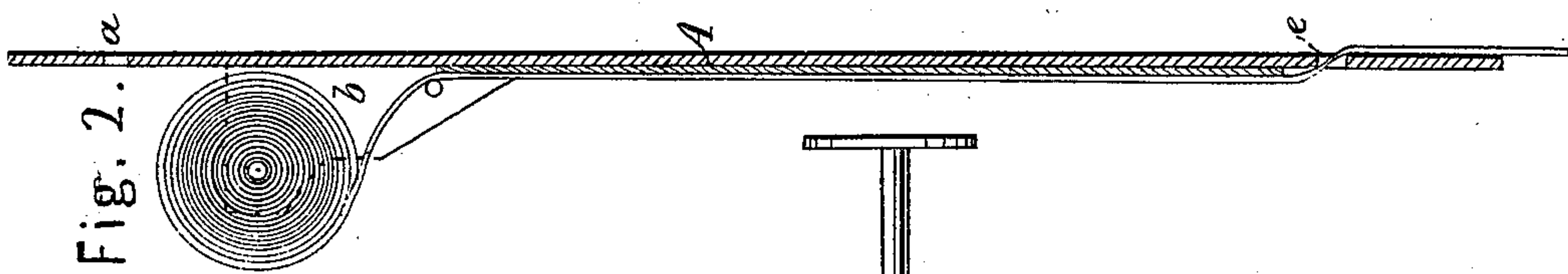
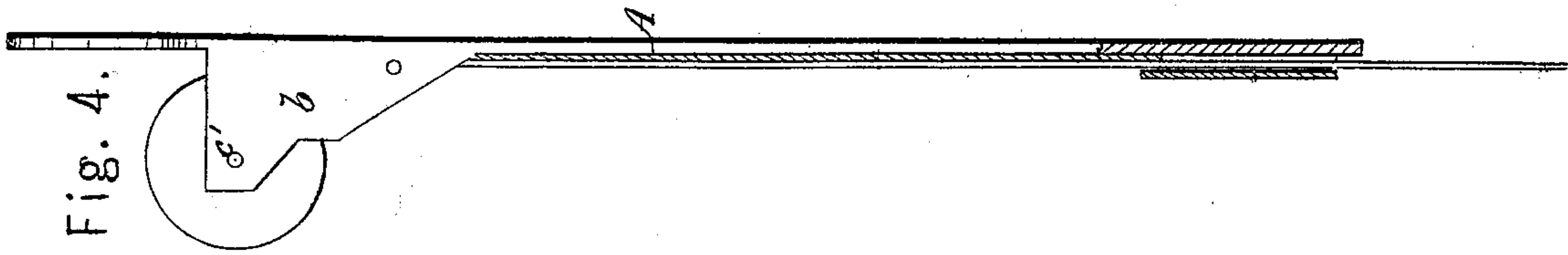


G. Asmus.
Writing Tablet.
N^o 46,982. Patented Mar. 28, 1865.



Witnesses
Wm. Freun
Theo. Jasch

Inventor
George Asmus
per Munn & Co.
Attorneys

UNITED STATES PATENT OFFICE.

GEORGE ASMUS, OF HOUGHTON, MICHIGAN.

WRITING-TABLET.

Specification forming part of Letters Patent No. 46,982, dated March 28, 1865.

To all whom it may concern:

Be it known that I, GEORGE ASMUS, of Houghton, in the county of Houghton and State of Michigan, have invented a new and Improved Writing-Tablet; and I do hereby declare that the following is a full, clear, and exact description thereof, which will enable others skilled in the art to make and use the same, reference being had to the accompanying drawing formings, part of this specification, in which—

Figure 1 is a front elevation of the same, partly in section. Fig. 2 is a longitudinal vertical section of the same, the line *xx*, Fig. 1, indicating the plane of section. Fig. 3 is a detached elevation of a paper-reel, showing a modification from the reel represented in the previous figures. Fig. 4 represents a modification of the plate.

Similar letters of reference indicate like parts.

This invention relates to a writing-tablet which can be also used as a paper-cutter and ruler, and which proves to be of great convenience for the purpose of holding blank paper to be used on a desk, or in or about a factory, or in the army, or other operations, for memorandums or notices. When made on a large scale, it may also be used for holding and measuring drafting and other paper or prints, cloths, &c.

A represents a plate made of tinned sheet-iron, or of cast-iron, or of any other suitable material, in the form shown in Fig. 1, or in any other suitable form or shape. Said plate is provided with a hole, *a*, by means of which it can be hung up on the wall, and two lugs, *b*, project from its edges. These lugs are provided with a shaft, *c*, to receive the reel *d*, on which the paper is wound, as clearly shown in

the drawings. Instead of the shaft *c*, points *c'* may be used. To facilitate the operation of writing, I fasten a piece of blotting-paper on the surface of the plate A, and when a notice or memorandum is finished the paper on which it has been written is passed through a slot, *e*, on the plate, as shown in Fig. 2. This slot is provided with a sharp edge, so that the paper can be readily torn off, and the plate performs the function of a paper-cutter.

The outer edge of the plate is made straight, and it can be used for ruling the sheet drawn from the reel *d*, or other paper, and if said edge is made sharp it may also serve as a paper-cutter.

For the slot *e* a simple loop may be substituted, such as shown in Fig. 4, and this loop may be preferable if the plate A is made of sheet metal, but if it is made of cast metal the slot *e* will be used.

The reel may be made with flanges, as shown in Fig. 3, and, if desired, these flanges may be marked with a perpetual calendar, so that the writer can always refer to the date.

By this tablet a convenient method is offered to keep on hand a supply of blank paper without encumbrance to the desk. The tablet can be hung up to the wall, it serves as a ruler and paper-cutter, and if made large it can also be used for holding and measuring off endless paper, cloth, or other textile fabric.

I claim as new and desire to secure by Letters Patent—

A combined writing-tablet, ruler, and paper-cutter, constructed as described, as a new article of manufacture.

GEORGE ASMUS.

Witnesses:

W. HAUFF,
J. P. HALL.