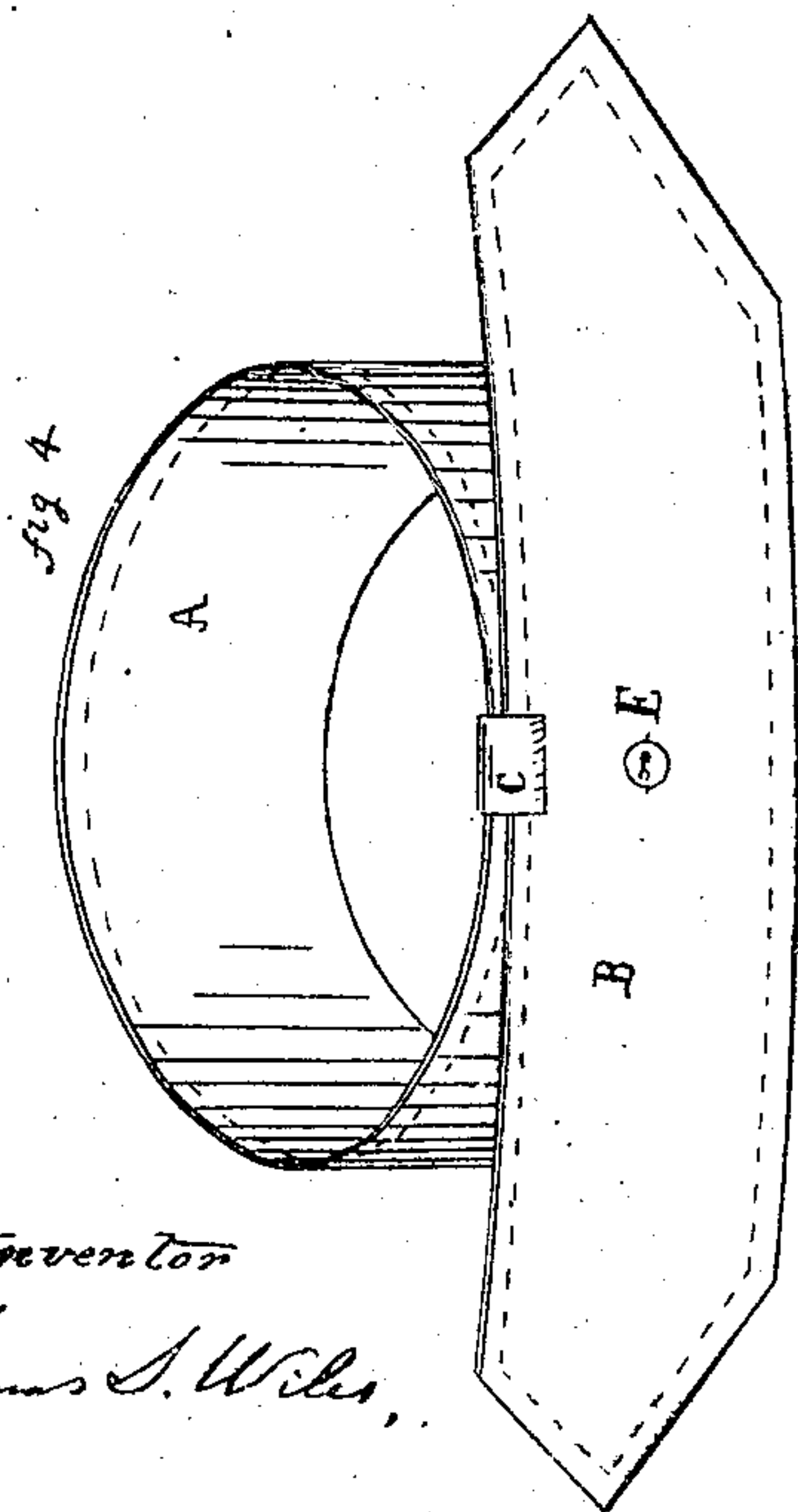
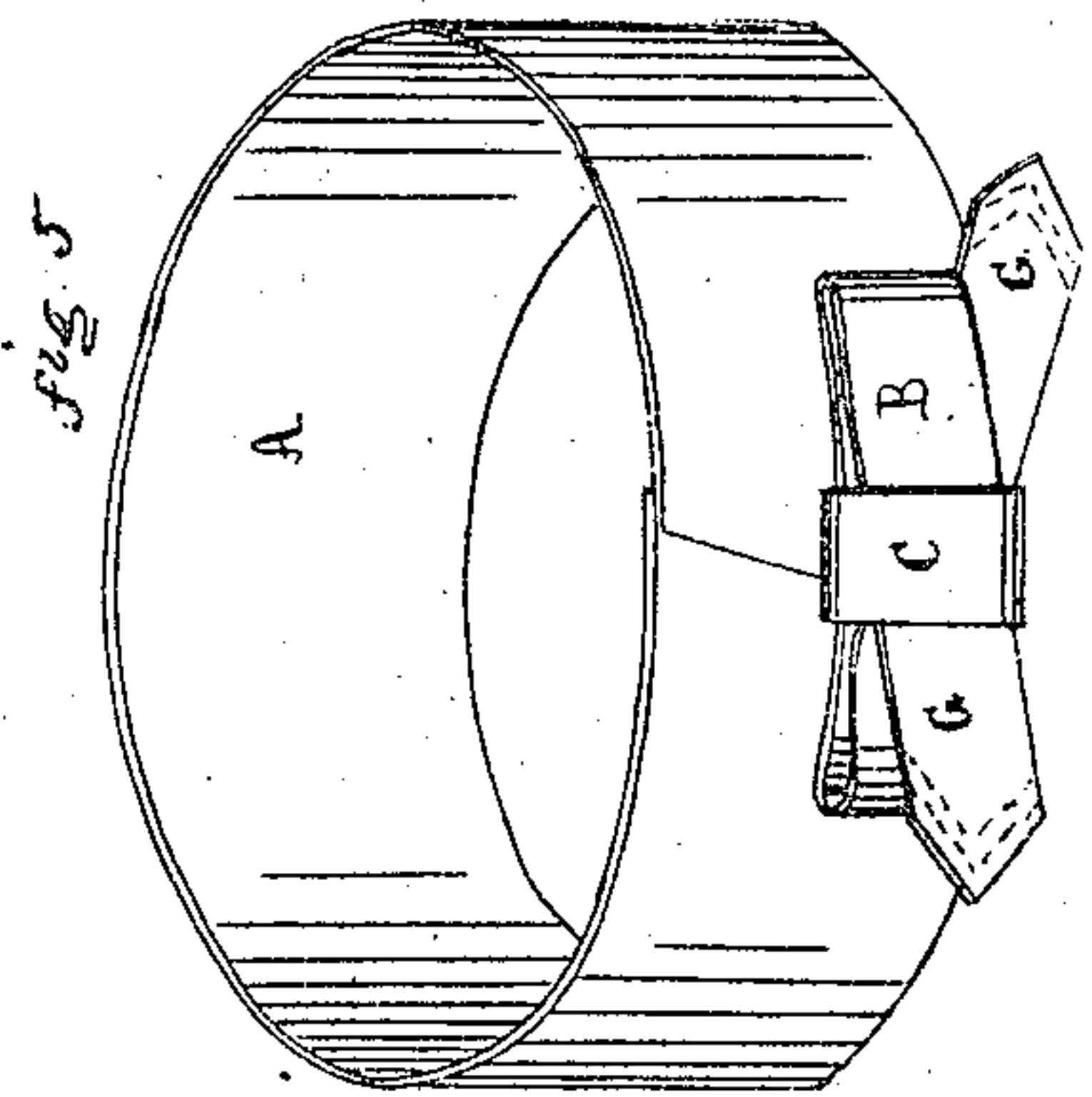

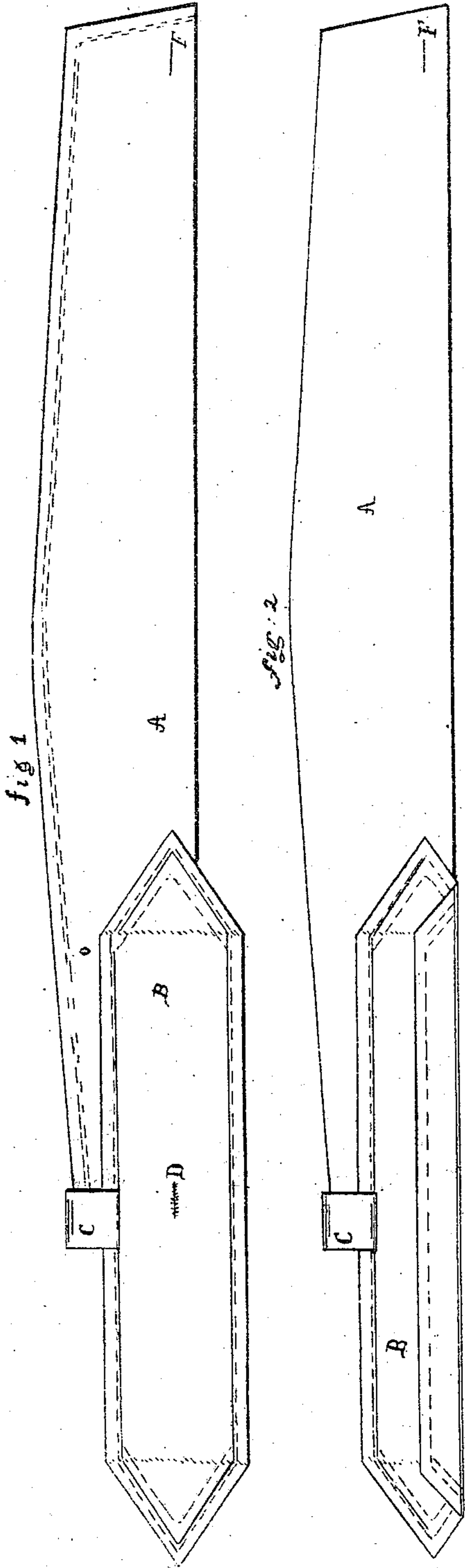


T. S. Wiles.
Neck Ties.

Nº 46,962.

Patented Mar. 21. 1865.



Inventor
Thomas S. Wiles.

attest { *J. H. Phillips*
Notary Public

UNITED STATES PATENT OFFICE

THOMAS S. WILES, OF TROY, NEW YORK

IMPROVEMENT IN NECKTIES.

Specification forming part of Letters Patent No. 46,962, dated March 21, 1865.

To all whom it may concern:

Be it known that I, THOMAS S. WILES, of the city of Troy, county of Rensselaer, and State of New York, have invented new and useful Improvements in Neckties and Collars for Gentlemen's Wear, constructed and combined in the manner hereinafter described and set forth; and I do hereby declare that the following is a full, clear, and exact description of the nature, construction, and operation of the same, reference being hereby had to the accompanying drawings, which make a part of this specification.

Like letters represent and refer to like or corresponding parts.

Figure 1 is a plan of the collar and necktie, open in such manner as to show that each may be ironed after having been washed and then put into shape for use. Fig. 2 shows the said collar with necktie combined therewith with the lower part of said tie turned upward in the process of preparing the same for use or wear. Fig. 3 shows the said collar and tie combined with the upper and lower parts or flaps of the said tie turned inward and together and ironed ready for use or wear. Fig. 4 shows said collar and necktie combined with the collar brought together for use or wear upon the neck of the person when used and ready to put said necktie into proper form or shape, as seen at Fig. 5, when the same are completed as when in use or worn upon the neck.

The nature of my said invention and improvements consists in the employment of a necktie and collar with loop so constructed, arranged, and combined as to allow the same to be washed and ironed and prepared for use or wear without any separation of the same, and in a most convenient, easy, and durable manner, without undue wear of the same, in the manner substantially as hereinafter described and set forth.

Having thus described the nature of my said invention and improvements I will here proceed to describe the construction and operation of the same so as to enable others skilled in the art to make and use the same, which is as follows, to wit:

I use any suitable material for the said collar and necktie. The said collar is made in the usual shape and manner, and is shown at A in each of the figures of the accompanying

drawings. The said necktie is shown at B in each of the figures of said drawings. The loop or securing-band (hereinafter more fully described) is seen at C of each of the said figures on said drawings. D, Fig. 1, is the button-hole by which the said collar and tie are secured to the shirt-button E, Fig. 4. F, Figs. 1, 2, and 3, is a button-hole in the opposite end of said collar, and is for the purpose of securing that end of said collar to said shirt-button, which is done before the said collar is brought together, and that end containing the said necktie is secured to the said button E in the manner as shown at Fig. 4.

The said necktie B, I make of any material and form or shape deemed best, and secure the same to the lower corner of the said collar in any good and substantial manner, and by any mechanical means desirable to use for that purpose, which will then appear as seen at Figs. 3 and 5. The button-hole D, Fig. 1, is made through both collar and necktie. This necktie is made in width sufficient to allow of upper and lower flaps to be turned inward, in the manner as shown at Figs. 2 and 3, by which the said tie is formed ready for placing the ends thereof into the said loop C, as seen at Fig. 5, and in this form or condition the same are ready for use or wear upon the neck, as aforesaid. The said necktie has the said loop C fastened to the upper edge thereof and at or near the center of the same, so that when the upper edge of the said necktie is turned inward and down upon and over the lower edge of the same tie previously turned upward and inward, the said loop will appear upon the outer side or front, as seen at Figs. 3 and 5, and in condition to receive the respective ends of the said tie, in the manner shown at said Fig. 5. The said loop C may then and thus be securely fastened in any good and substantial manner and by any mechanical means deemed best, and it may be of any size or width desired in proportion to the said collar and necktie, and may be of any material which will answer the required purpose. One end of the said loop is fastened, as aforesaid, to the immediate upper edge of the said collar, while the other end thereof is firmly fastened to said necktie at or near the said button-hole E, and thus and thereby the loop is in itself completed and ready for use. Then, to complete the knot, I place the respect-

ive ends G, Fig. 3, into the said loop C, as seen at Fig. 3.

It is manifest that this combination of collar, necktie, and loop may readily be cleansed by washing and put into proper condition for use or wear without any separation of the same, and thus I put into use or into the market a cheap, durable, and most substantial collar and necktie so combined in one, as aforesaid, which is desirable, and more especially so in the summer months, or in warm or hot climates.

Having thus described the nature, construction, and manner of putting my said invention and improvements into use, what I claim, and desire to secure by Letters Patent, is—

1. The necktie B, with the loop C attached to the collar A, the said tie being susceptible of expansion for laundering, all arranged and combined in the manner substantially as and for the purposes herein described and set forth.

2. The employment of the loop C, arranged and combined with the necktie B at the upper edge thereof, in the manner substantially as and for the purposes herein described and set forth.

In testimony whereof I have, this 6th day of March, hereunto set my hand.

THOS. S. WILES.

Witnesses:

J. H. PHILLIPS,
GEO. C. LAMBRIGHT.