

P. H. Benedict.

Button.

N^o 46772

Patented Mar. 14. 1865

Fig. 1.



Fig. 4.

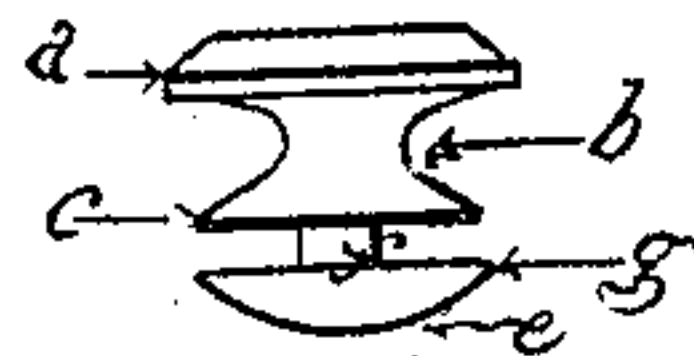


Fig. 2.

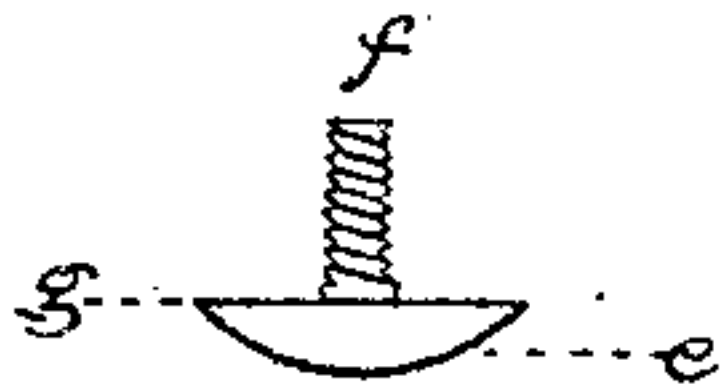


Fig. 5.

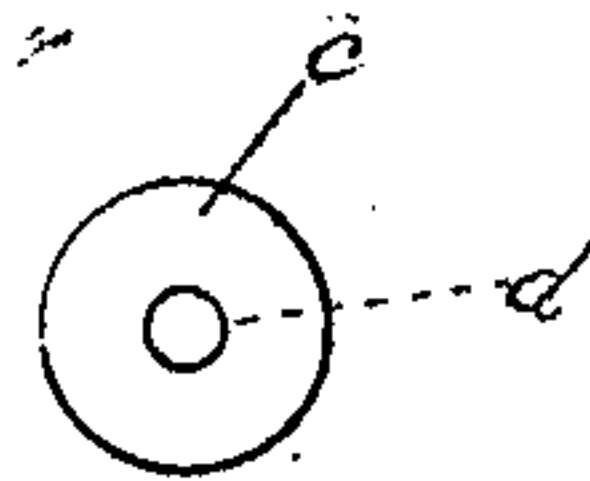


Fig. 3.

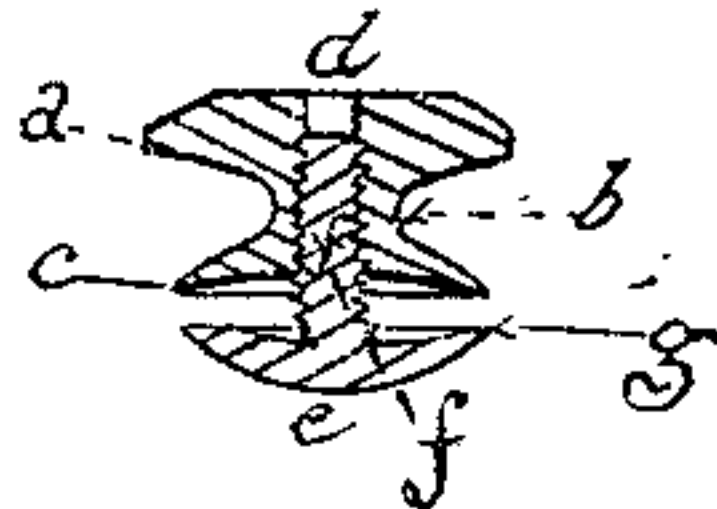


Fig. 6.

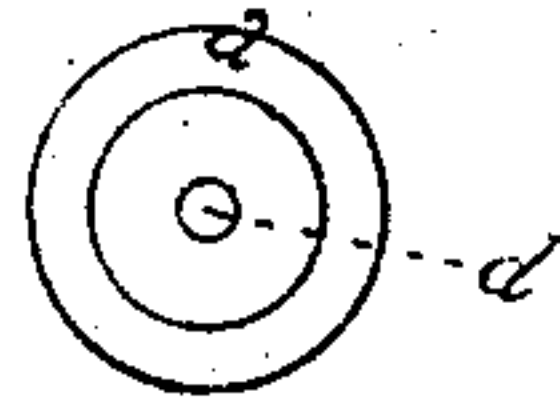
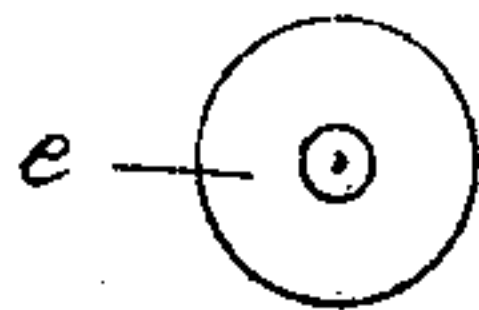


Fig. 7.



Witnesses.

N. B. Smith
J. Smith

Inventor.

P. H. Benedict

UNITED STATES PATENT OFFICE.

PHILANDER H. BENEDICT, OF SYRACUSE, NEW YORK.

IMPROVEMENT IN BUTTONS.

Specification forming part of Letters Patent No. 46,772, dated March 14, 1865.

To all whom it may concern:

Be it known that I, PHILANDER H. BENEDICT, of the city of Syracuse, New York, have invented certain new and useful Improvements in Buttons and I do hereby declare that the following is a full and exact description thereof, reference being had to the accompanying drawings, and to the letters of reference marked thereon and forming a part of this specification, in which—

Figure 1 represents a side view of the button part or head; Fig. 2, a side view of the fastening part. Fig. 3 represents a transverse section of the whole button with the fastening part inserted. Fig. 4 represents a side view of the whole button with the fastening part inserted. Fig. 5 represents the inner surface of the button part, showing the concave surface and the place for the screw-hole. Fig. 6 represents the top of the button part or head. Fig. 7 represents the top of the fastening part.

The same letters indicate corresponding parts in the different figures.

I make my button with a button part, *a b c*

d, and a fastening part, *e f g*. The button part is made with a button-head, *a*, a neck, *b*, and shoulder *c*, with a screw-hole, *d*, running into or through the same. The fastening part is made with the screw-head *e* and the screw-stem *f* of the proper size and thread to work in the screw-hole *d*.

I make the outer surface of the shoulder *c* and the inner surface of the screw-head *e* slightly concave, as shown at *g* in Fig. 3, so that the pressure or strain upon the cloth or other material upon which it is used will be at the outer rim of the same, and thus prevent the material from tearing out at the hole where the screw passes through it.

The button may be made of hard wood, metal, or any other material in common use for the manufacture of the same.

What I claim as my improvement is—

A button constructed with the parts *a, b, c, d, e, f* and *g*, substantially as described.

P. H. BENEDICT.

Witnesses:

N. B. SMITH,
J. HUNT.