

T. K. REED.

Bag Fastener.

No. 46,587.

Patented Feb. 28, 1865.

Fig. 1.

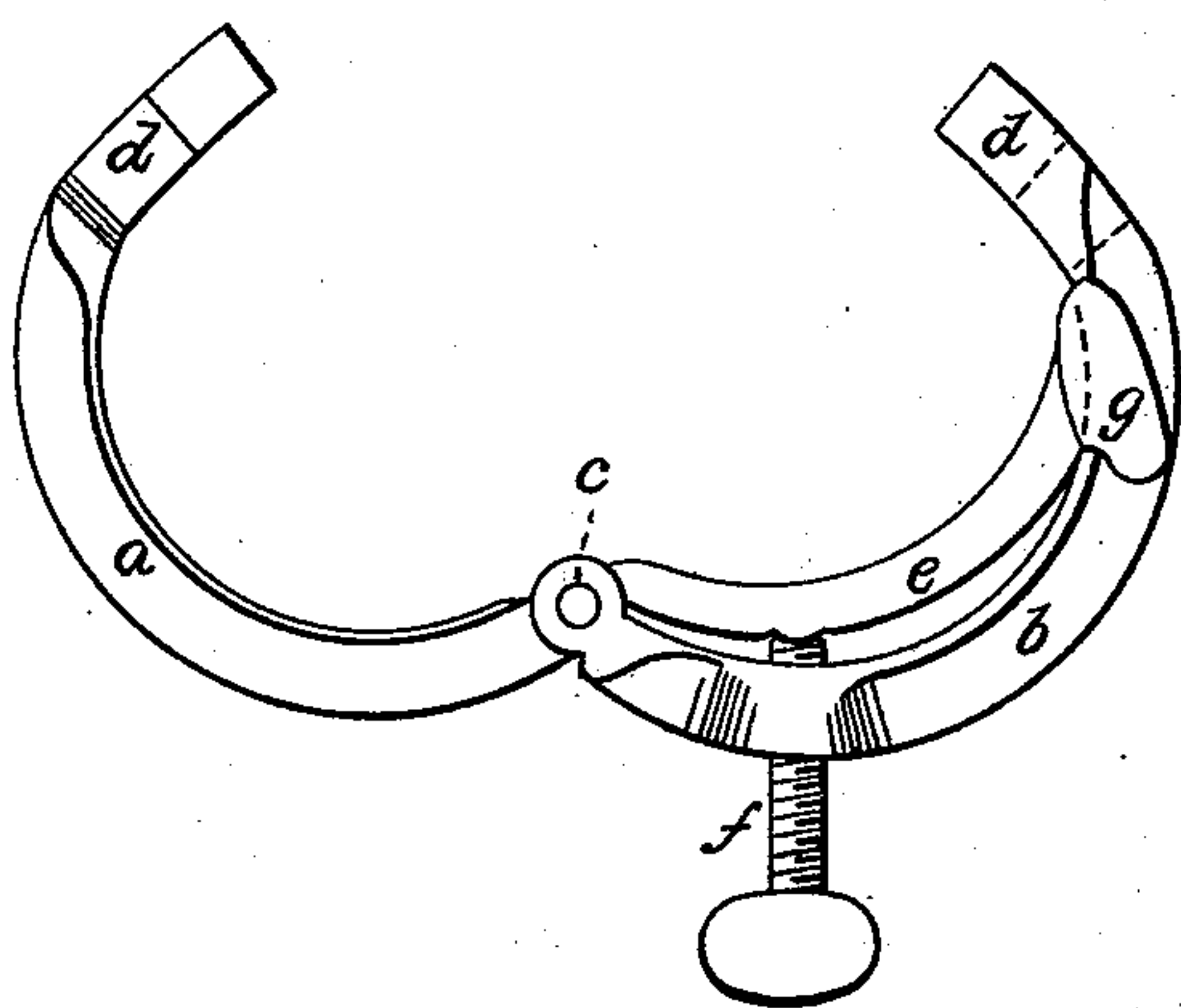


Fig. 2.

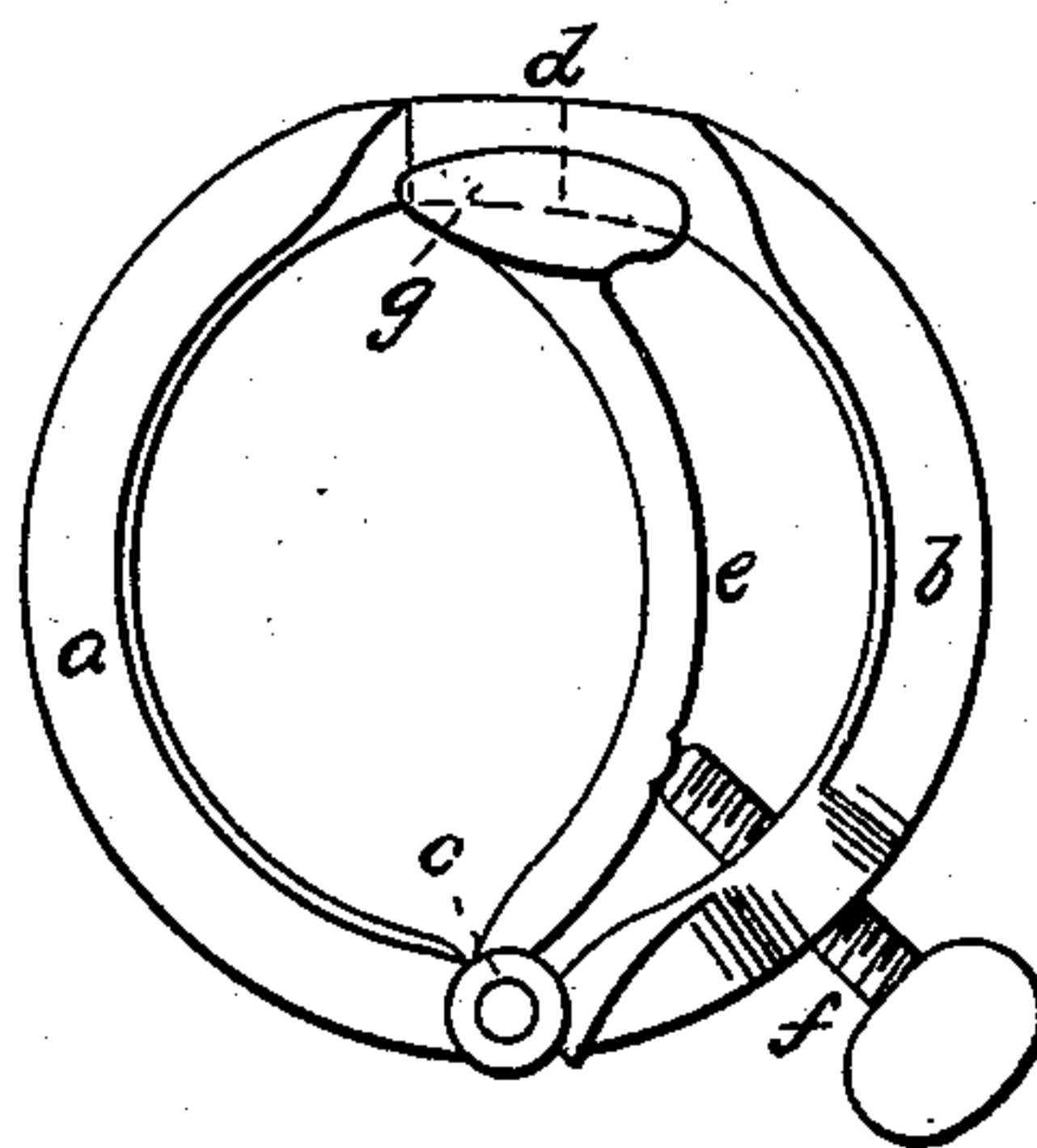



Fig. 3.



Witnesses:

W. B. Crosby,  
Francis T. Lunt

Inventor:

T. K. Reed

# UNITED STATES PATENT OFFICE.

TIMOTHY K. REED, OF NORTH BRIDGEWATER, MASSACHUSETTS.

## IMPROVEMENT IN BAG MOUTH FASTENERS.

Specification forming part of Letters Patent No. 46,587, dated February 28, 1865.

*To all whom it may concern:*

Be it known that I, TIMOTHY K. REED, of North Bridgewater, in the county of Plymouth and State of Massachusetts, have invented a Bag-Mouth Fastener; and I do hereby declare that the following, taken in connection with the drawings, which accompany and form part of this specification, is a description of my invention sufficient to enable those skilled in the art to practice it.

This invention relates to the closing of the openings or mouths of grain-sacks and other similar bags when filled, the object of the invention being to obtain a more perfect and permanent fastening device than is afforded by the ordinary methods of fastening with cords or rope yarn.

The invention consists of a fastening device composed of two interlocking jaws or grippers, hinged together and combined with a tightening or clamping jaw, and a locking device.

Figure 1 of the drawings represents a view of my fastening device with the jaws open. Fig. 2 shows the same with the jaws closed. Fig. 3 is an edge view of the device.

*a b* denote two jaws or grippers hinged together at one end of each, as seen at *c*, the two jaws, when the opposite ends *d* are brought together, forming a ring to encircle the mouth or slack part of a bag as is ordinarily done by a rope-yarn or cord, the two ends *d* being provided with teeth which fit and interlock together as will be readily understood. One of the jaws is provided with an auxiliary or tightening jaw or clamp, *e*, which also turns upon the hinge-joint at *c*. This tightening clamp is placed within the jaw *b*, and is fed or pushed toward the jaw *a* by a screw, *f*. At its opposite end from the joint it is provided with two locking sliding plates or projections *g*, fitting over the outer jaw, or the outer jaws fitting

between the plates, as seen in Fig. 3. Normally, or when the fastening device is open, and when first applied to the bag the auxiliary clamp lies against the jaw *b*, the clamp and its plates *g* being in the position seen in Fig. 1; but when the jaws *a b* are interlocked, if the clamp *e* is fed forward by the screw *f*, the plates *g* will slide over the interlocked ends *d*, as seen in Figs. 2 and 3, in such manner as to prevent the teeth from unclasping, as will be readily understood.

The device operates as follows: The mouth of the bag being closed by hand, the open jaws are brought around it, and the ends *d* forced together by hand, so that the jaws shall encompass the bag, (or the mouth part thereof,) the two ends locking together as one of the teeth slips over the other. The clamping-jaw is then fed forward by the screw which compresses and tightens the part of the bag held between the jaws, the plates *g*, simultaneously sliding over the interlocking ends *d* and preventing their unclasping.

It will be obvious that by this fastening device bags of grain or other substances can be much more securely fastened than by tying, while there is no danger of loss from rupture of the fastening, as when cord or rope-yarn is used. The contrivance is simple, easily applied, and not liable to break or get out of order.

I claim—

A fastening device for bags, having a construction substantially as specified.

In witness whereof I have hereunto set my hand this 10th day of January, A. D. 1865.

T. K. REED.

In presence of—

J. B. CROSBY,  
FRANCIS GOULD.