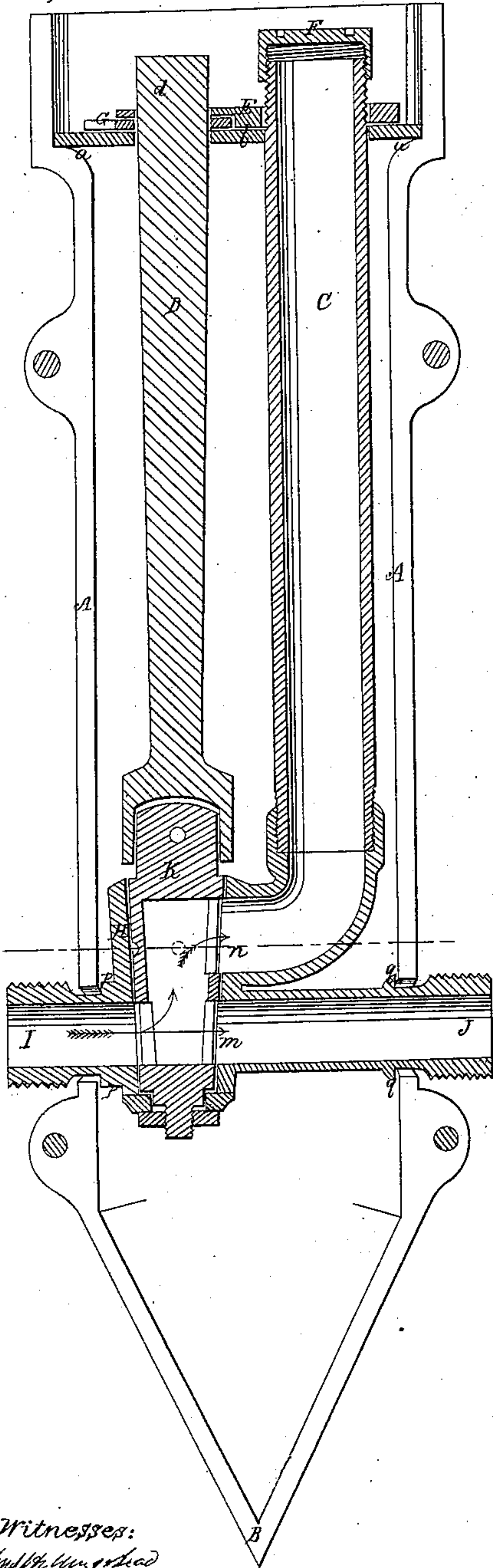


J. McClelland,

Hydrant.

N^o 46,572. Fig. 1

Patented Feb. 28, 1865.



Witnesses:
Shubert W. W. Head
John D. Blower

Fig. 2

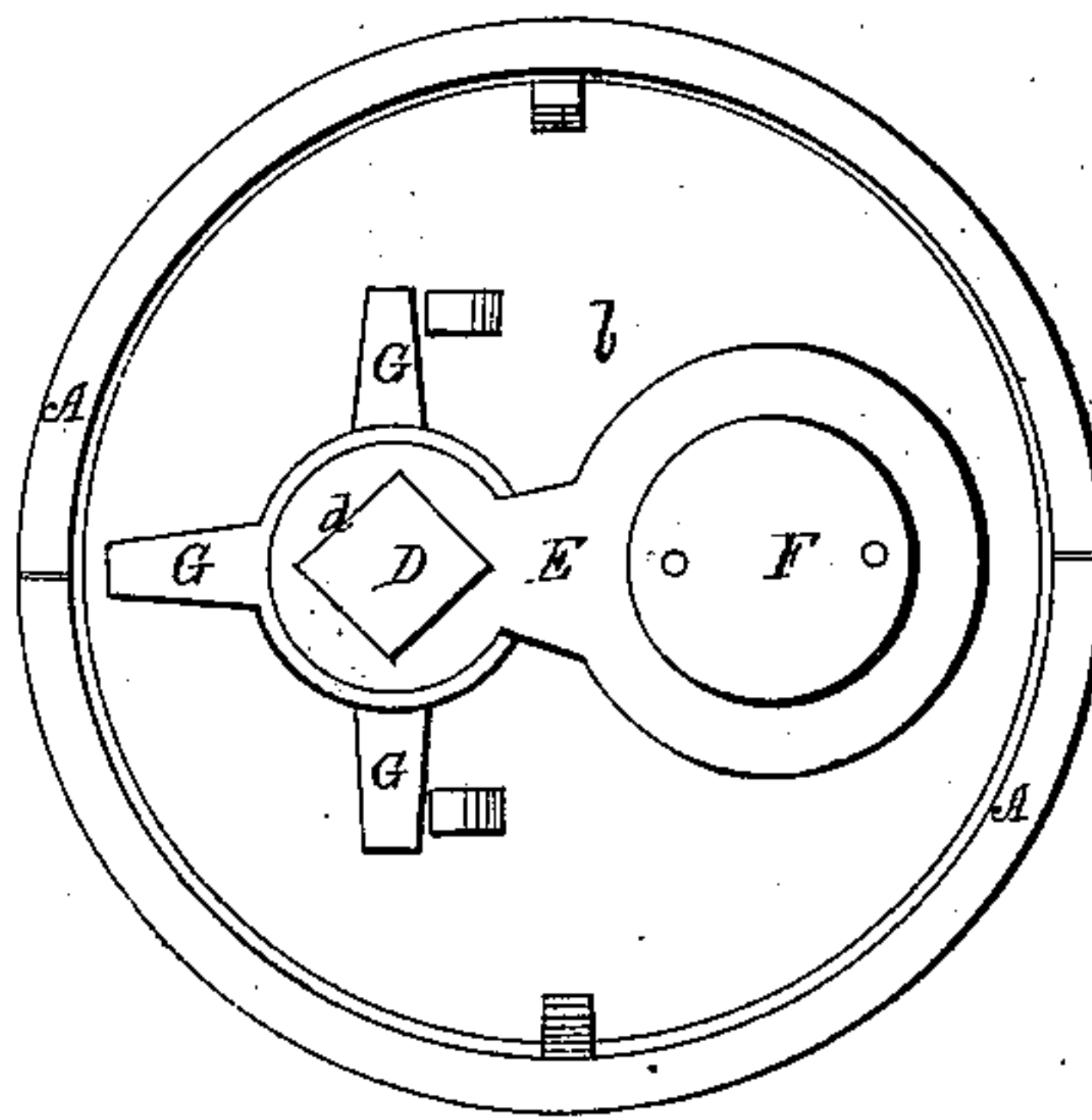
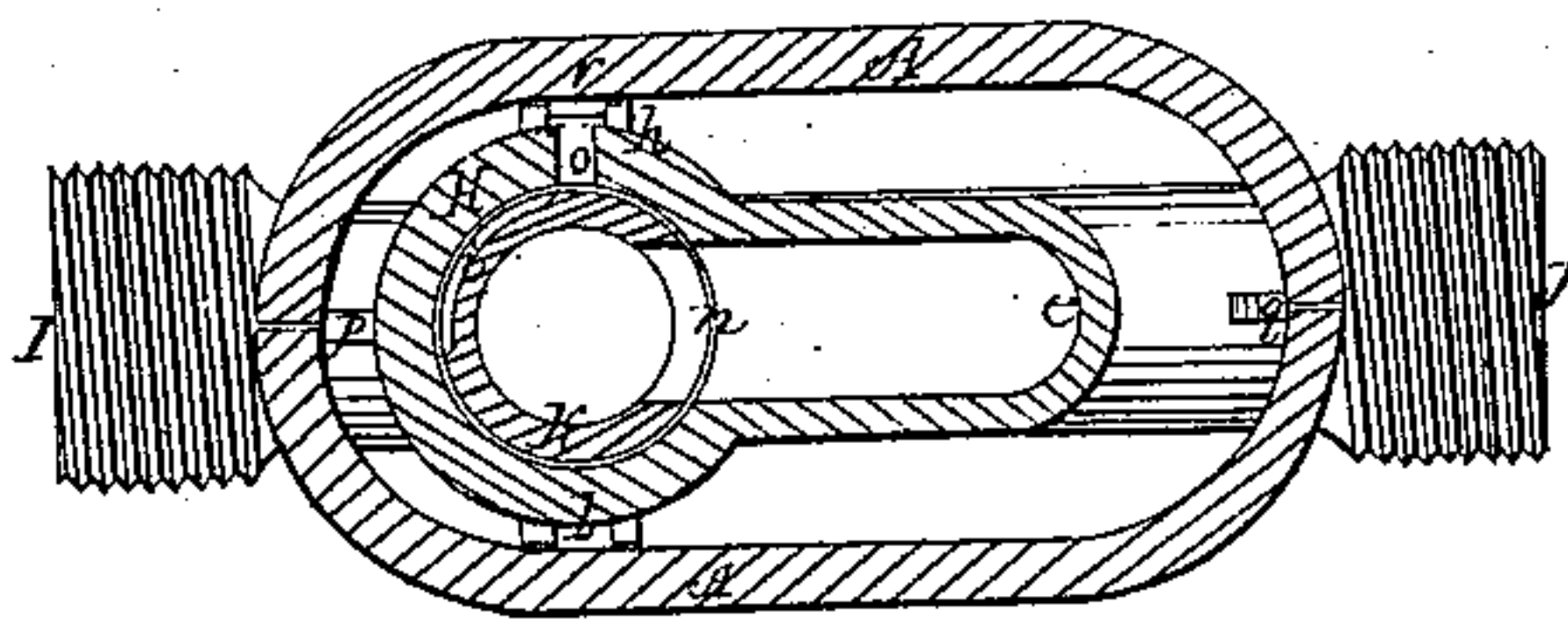


Fig. 3



Inventor:

John McClelland

UNITED STATES PATENT OFFICE.

JOHN MCCLELLAND, OF WASHINGTON, DISTRICT OF COLUMBIA.

IMPROVEMENT IN STREET-WASHERS.

Specification forming part of Letters Patent No. 46,572, dated February 28, 1865.

To all whom it may concern:

Be it known that I, JOHN MCCLELLAND, of the city and county of Washington, in the District of Columbia, have invented certain new and useful Improvements in Street-Washers; and I do hereby declare that the following is a full, clear, and exact description of the same, reference being had to the accompanying drawings, making a part of this specification, in which—

Figure 1 represents a vertical section through the case, stop cock, and discharge pipe for street-washer. Fig. 2 shows a top view of case and lock-plate with closing-cap and the rod for turning the stop-cock. Fig. 3 shows a section horizontally through the three way stop-cock, with the channel in the plug or key for waste water.

My invention consists in the construction of a pointed or cone-shaped metallic casing, in which is firmly secured a three-way hollow cock having an induction-pipe and two outlets in the plug or key, one above the other, to admit the flow of water to the street-washer, and at the same time not to cut off the flow to the house, the plug or key having a channel in it to let off the waste water to prevent freezing; also projections on the casing and cock to hold it firmly in its place.

My invention further consists in the application of a closing-cap and lock-plate fitted into the discharge-pipe and the square of the key-rod, so as to prevent the water from being turned on or used by other than those having the key and by the permission of the water-registrar.

To enable others skilled in the art to make and use my improvements in street-washers, I will describe them more fully, referring to the drawings, and to the letters marked thereon.

The casing A A is made of cast metal, its upper portions varying not materially from the common casing of hydrants, being cast in two parts and secured together by screws or bolts.

For the convenience of adjusting the case A A to the right height in setting, and also to prevent the street-washer from being lifted by freezing so as to break the connection with the pipes, I make the bottom of the case pointed or cone-shaped, as seen at B in Fig. 1, the

top of the case being enlarged to form a ledge, *a a*, on which rests the plate *b* or support for the eduction-pipe C and key-rod D, they both falling below the line of the top of the case sufficient to allow a cap or lid to inclose them under. Onto the top of the discharge-pipe C, and extending over and fitting onto the square *d* of the key-rod D, is the lock-plate E, for the purpose of holding the stop-cock from being turned in any direction, either when the water is on or turned off. This lock may be secured to its place by a cap, F, or other devices, so that when the water is shut off from the premises those having the authority to do so can control the letting on at will. On the key-rod D is placed a finger, G, which shows the positions the openings in the plug or key are in relative to the induction I and the eduction-pipe J and the discharge-pipe C, the cock differing in this respect from other three-way cocks, in there being two outlets, *m* and *n*, the one directly above the other, so that when the plug K is turned to let the water flow to the pipe J it will also let a flow into the pipe C, as seen by the arrows in Fig. 1. When the plug K is turned one-fourth around in one direction, it opens the flow to both of the pipes J and C, and when turned one-half of the way around the pipe C will be closed, but the pipe J will be opened to admit the flow to the house. Thus it will be seen that a single stop-cock will operate to cut off the flow of water from one or both of the eduction-pipes or admit the flow of one or both at the same time, the pipes both being stationary, neither of them being attached to the plug or key K, they being operated the same as a single-way stop-cock.

In the side of the plug K, I cut a small channel, *i*, extending around on the incased part of the plug K, which communicates with the orifice *n* when the water is cut off from the street-washer discharge pipe C, and a small outlet, *o*, in the cock to let the waste water out of the pipe to prevent freezing. On the sides of the stop-cock H, I make projections *h h*, in which I form recesses for the nibs *r r*, made on the inside of the metallic case A A. I also make small lugs *p p* and *q q* on the horizontal portion of the stop-cock, to bear against the case A for the purpose of holding the cock H and apparatus firmly in the case when the two castings are secured together.

Having thus described my invention, what I claim as new, and desire to secure by Letters Patent, is—

1. Making the lower end of street-washer cases pointed or cone-shaped, in the manner herein described, for the purposes set forth.

2. The three-way cock K, pipe C, and key D, arranged substantially as described.

3. The small channel *i* in the plug K, connecting with the orifice *n* and the outlet *o*, to discharge waste water, as herein set forth.

4. The lugs *pp* and *qq* and the projections *h h* on the cock K, in combination with the nibs *rr* and the case A, for holding the cock firmly in place.

5. Embracing the cap F and the rod D of a street-washer by a single attachment, substantially as described.

JOHN McCLELLAND.

Witnesses:

JOHN S. HOLLINGSHEAD,
JOHN D. BLOOR.