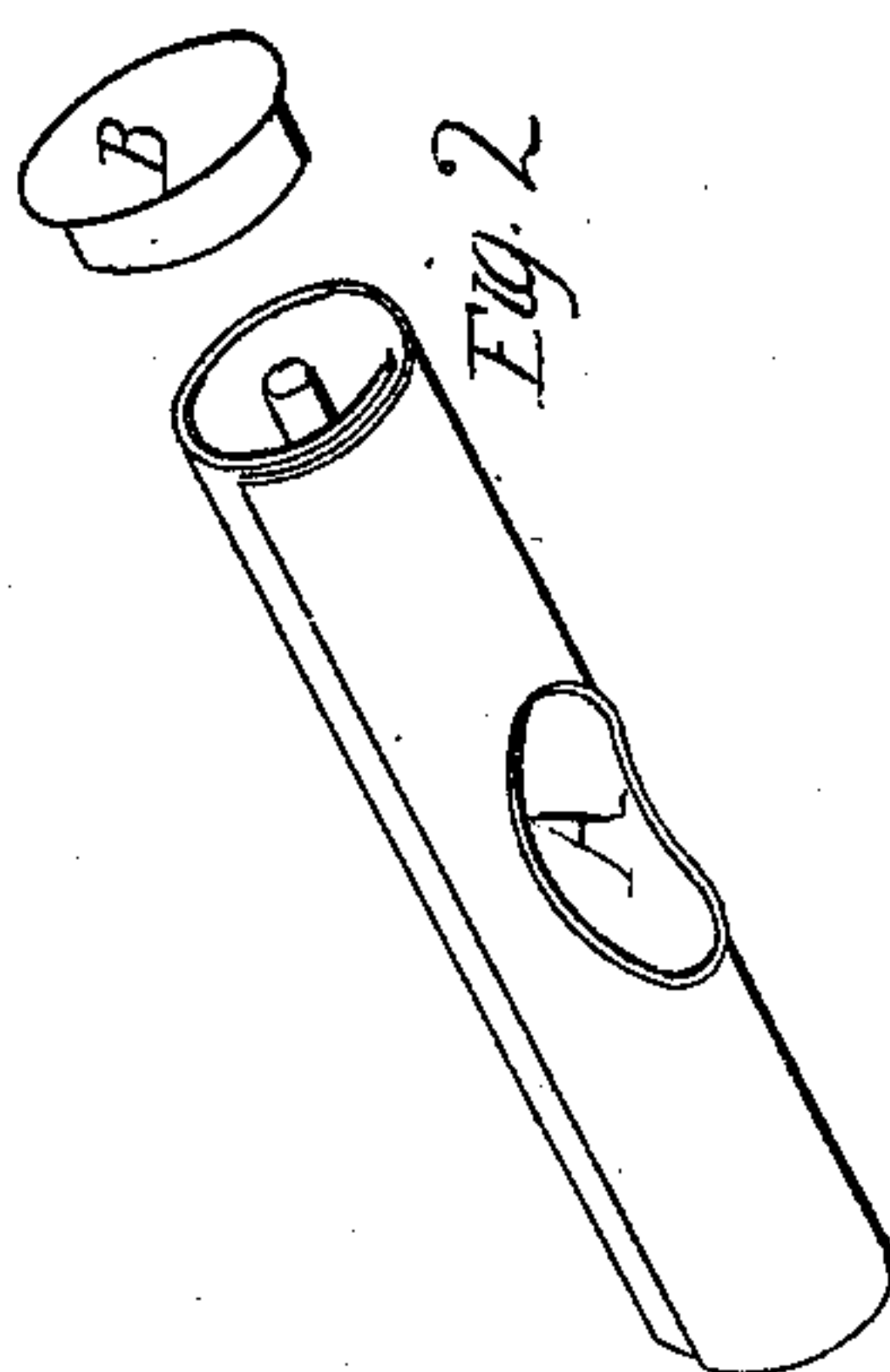

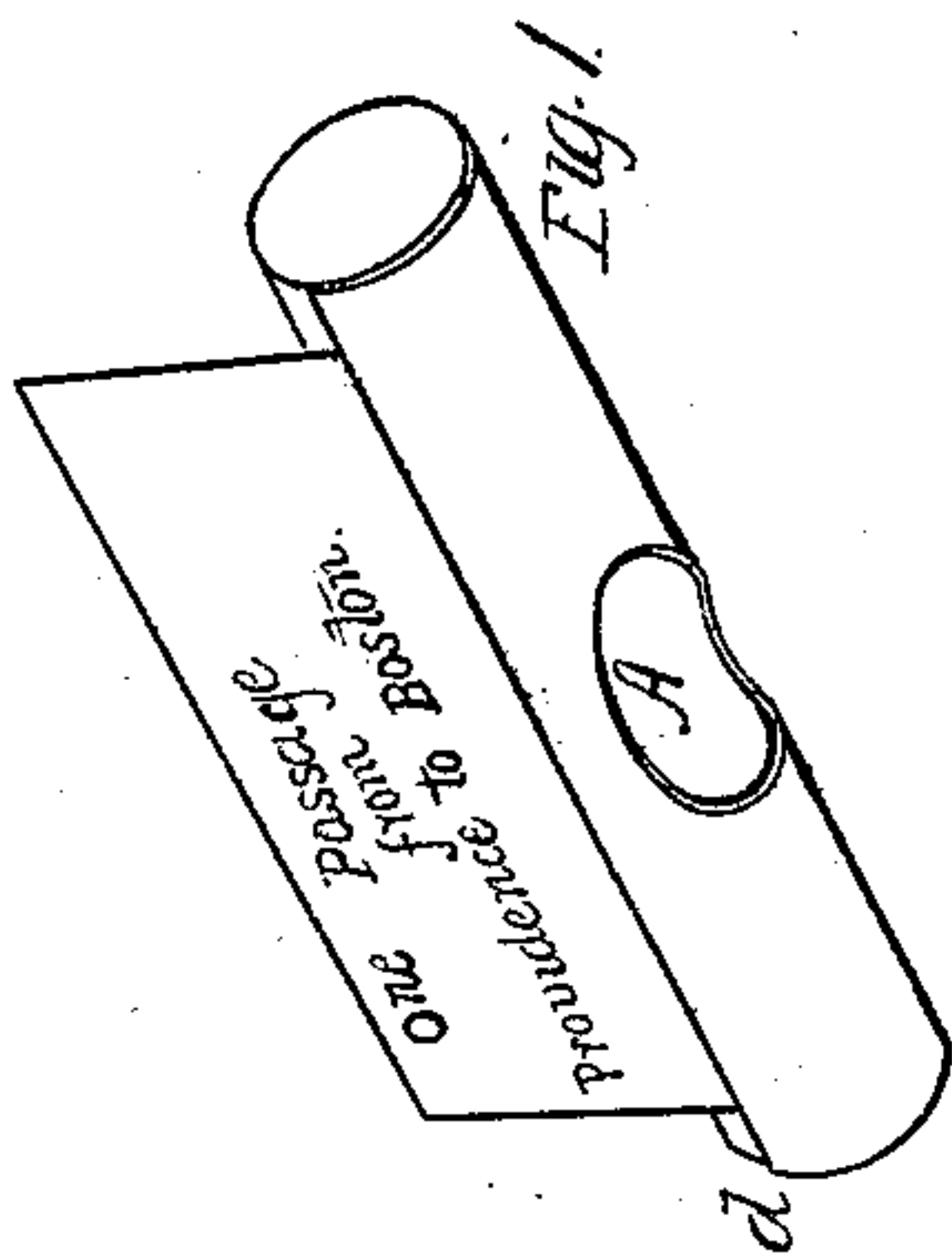
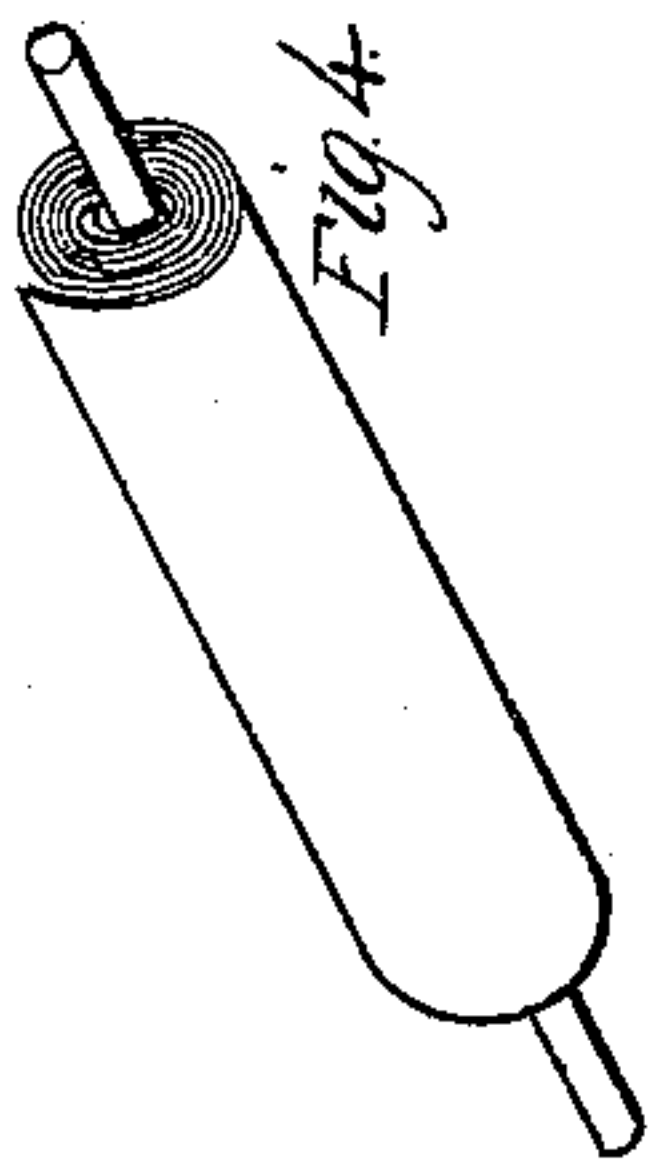
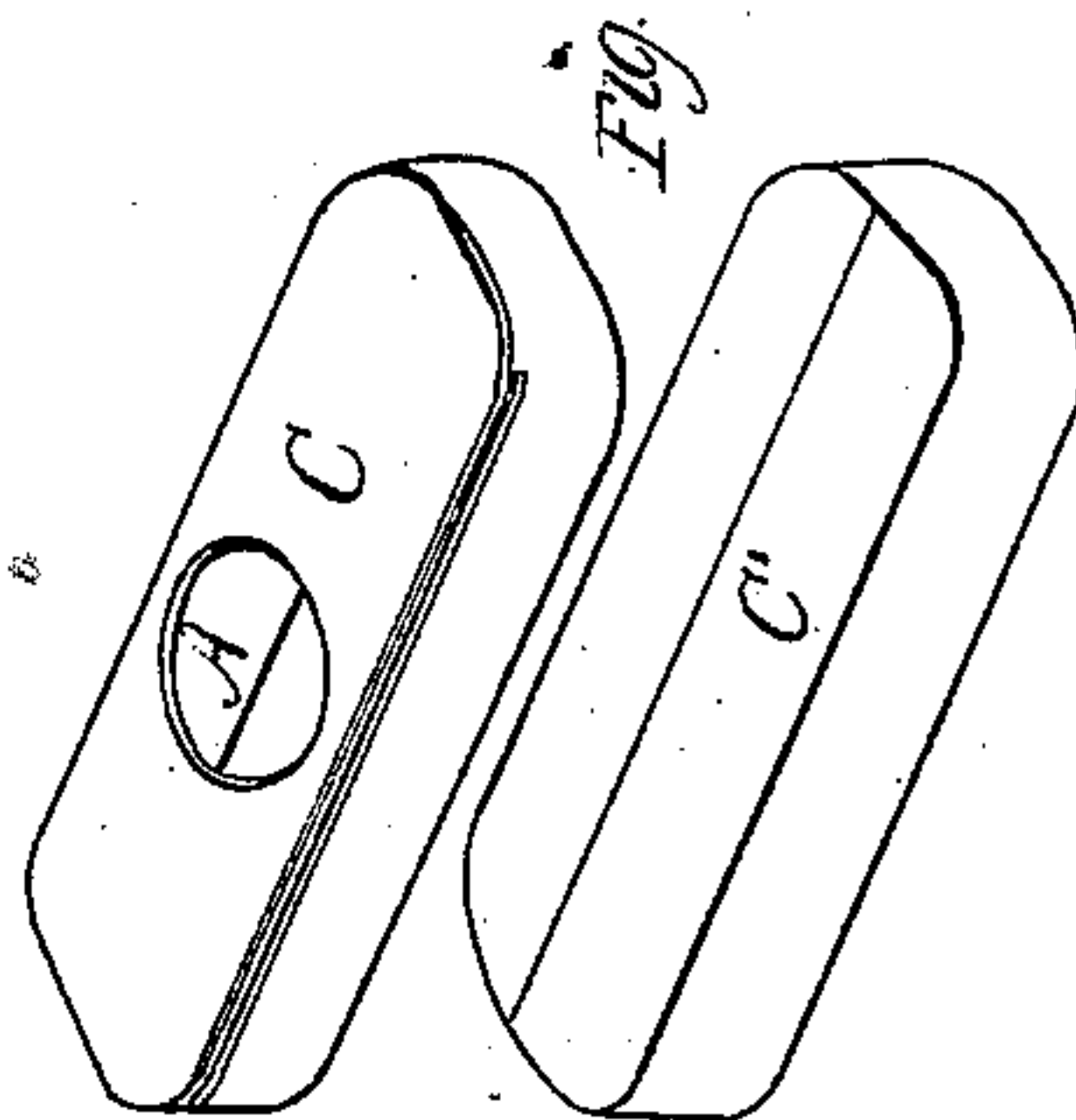
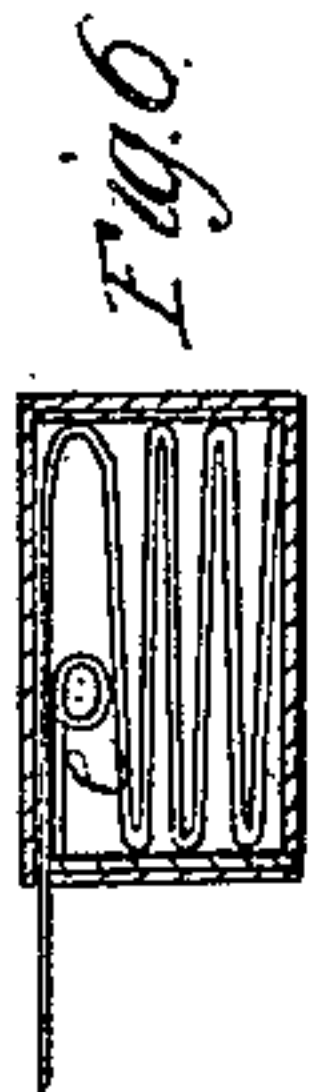
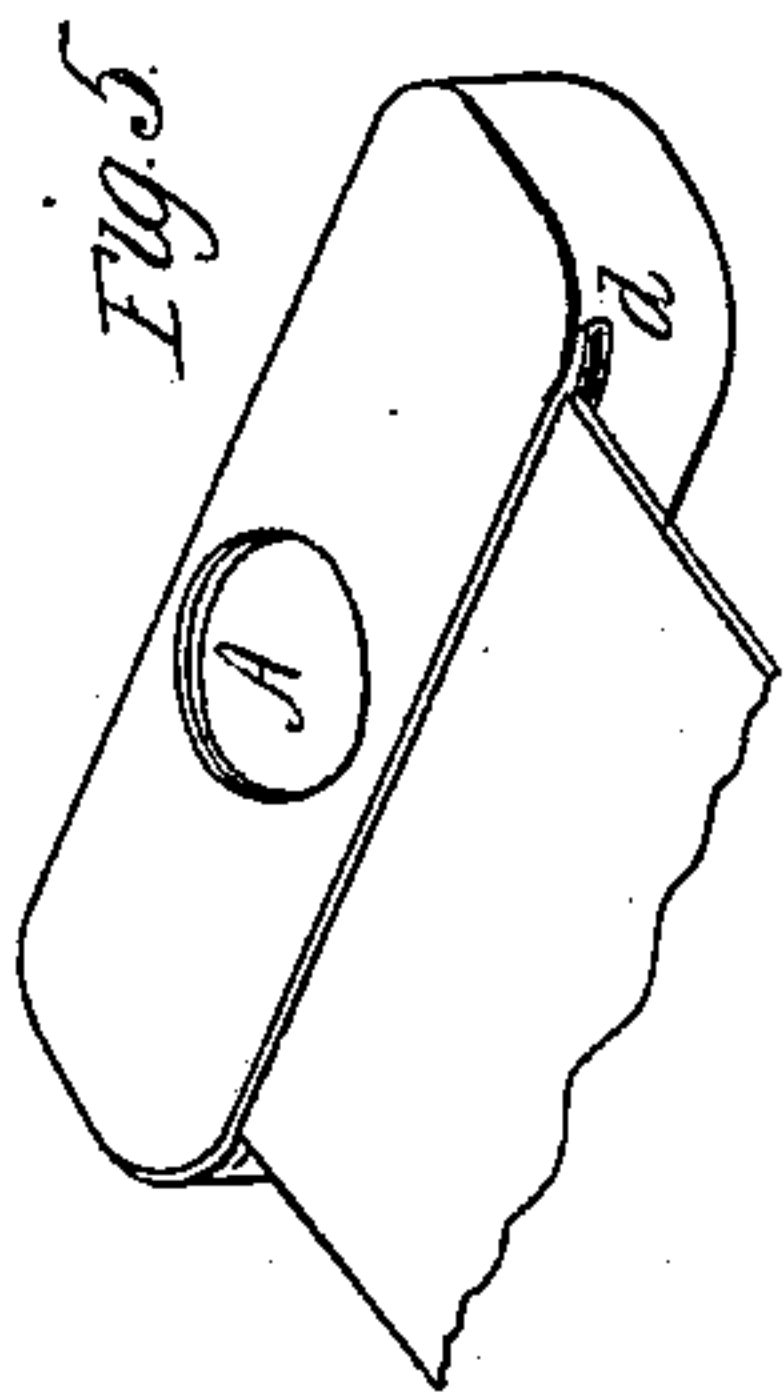


V.G. Arnold.
 Ticket & Stamp Case.
 No 46,519. Patented Feb. 21, 1865.



Witnesses

Ernest Thurston
 W. B. Vincent

Inventor

Vernon G. Arnold

UNITED STATES PATENT OFFICE.

VARNUM G. ARNOLD, OF BOSTON, ASSIGNOR TO HIMSELF AND CHAS. G. BIRD, OF ROXBURY, MASSACHUSETTS.

TICKET HOLDER.

Specification forming part of Letters Patent No. 46,519, dated February 21, 1865.

To all whom it may concern:

Be it known that I, VARNUM G. ARNOLD, of Boston, in the county of Suffolk, in the State of Massachusetts, have invented a new and useful Improvement in Holders for Passage-Tickets; and I do hereby declare that the following specification, taken in connection with the drawings making a part of the same, is a full, clear, and exact description thereof.

The drawings represent two forms in which the holder may be made, the principle being the same in both.

Figure 1 is a view in perspective of one style of holder with a ticket protruded therefrom. Fig. 2 is a view of the holder with the end cap removed. Fig. 3 is a cross-section of the same. Fig. 4 is a view of a roll of tickets ready to be inserted in the holder. Fig. 5 is a view in perspective of another style of holder with the ticket protruded. Fig. 6 is a cross-section of the same and of the tickets within the same. Fig. 7 is a view of the empty holder with the cover removed.

Upon all the lines of railroads it is customary to issue packages of tickets for the convenience of persons who have occasion to travel frequently over the roads; and as the system of using the same ticket twice has been generally abandoned it is customary to sell all "package-tickets," as they are termed, in strips, a line being either printed or made of small perforations between every two tickets, indicating the place where it is to be detached from the strip.

The object of my invention is to provide a means for conveniently carrying a package of these tickets in the pocket, and so contrived that they readily can be removed, one by one, at pleasure until the package is exhausted.

I accordingly make a shell of thin metal about three-eighths of an inch in diameter, Figs. 1 and 2, by two inches in length, the ends of which overlap for the distance of about one-half the circle, so as to form a partial scroll, as shown in cross-section at Fig. 3.

Upon the side of the case, and near to the overlapping edge, I make, midway between the ends, a circular or slightly elliptical aperture of about three-eighths of an inch in diameter, for the convenience of the thumb in removing the tickets. The package of tickets is then rolled around a spindle, Fig. 4, and inserted in the case, the end of the strip of tickets being entered between the convolutions of the partial scroll. The cover B is then placed upon the case, and the box being held between the thumb and forefinger of the left hand, the roll of tickets, by the pressure of the ball of the thumb of the right hand, can be turned far enough to allow one or more in succession to be protruded from the case, as required.

While I prefer the form of holder which I have described, many other forms may be used with convenience without change in the principle of the contrivance. One of these is represented in Figs. 5, 6, and 7, and differs only from the cylindrical case described in this, that it is rectangular in form, and instead of the convolutions of a scroll between which the strip of tickets is to pass, two plane and parallel surfaces are employed, one formed by the under side of the cover C, Fig. 7, upon the edge of which is a roll, *e*, Fig. 6, and the other by the ledge C in the box. When the cover is in place, a thin space will be formed between the two surfaces, as shown at *a*, Figs. 5 and 6.

What I claim as my invention, and desire to secure by Letters Patent, is—

A holder or case for passage-tickets, constructed with a delivery duct, in combination with an aperture, A, in the side of the same, for delivering the tickets, one by one, by the action of the thumb, substantially as herein described, for the purpose specified.

VARNUM G. ARNOLD.

Witnesses:

BENJ. F. THURSTON,
W. B. VINCENT.