

A. H. PLATT.
Lamp Burner.

No. 46,138.

Patented Jan'y 31, 1865.

Fig. 1

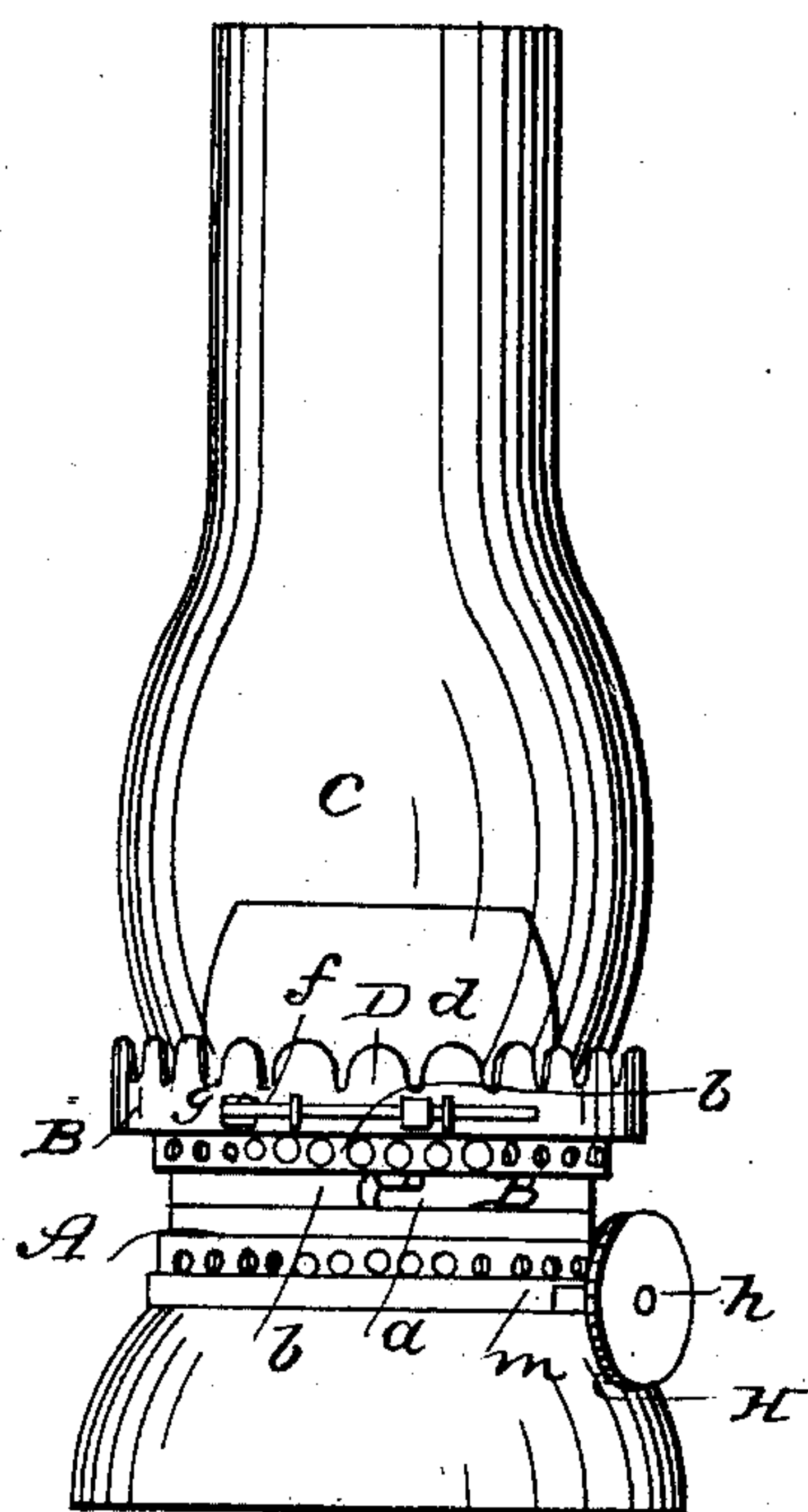


Fig. 2

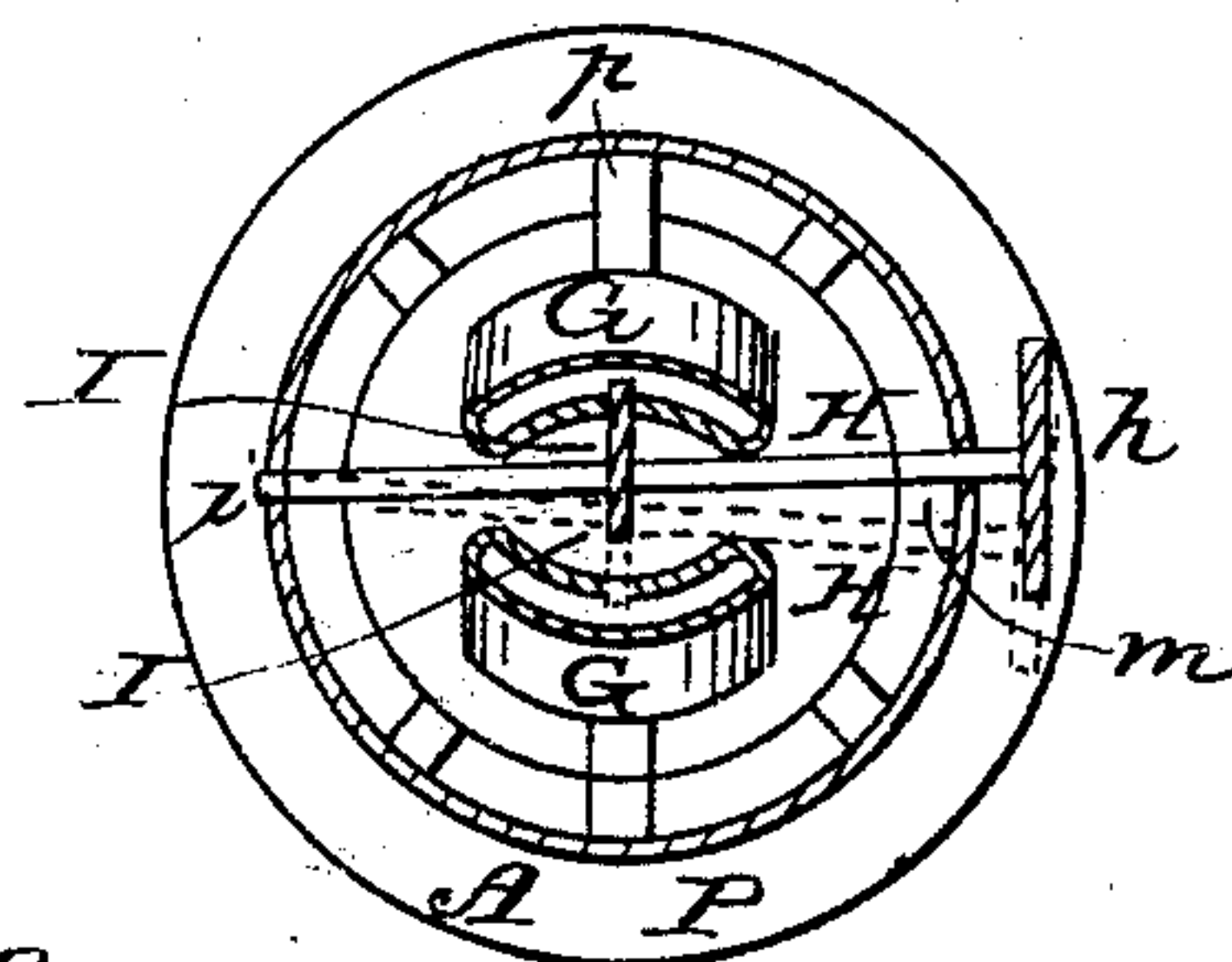
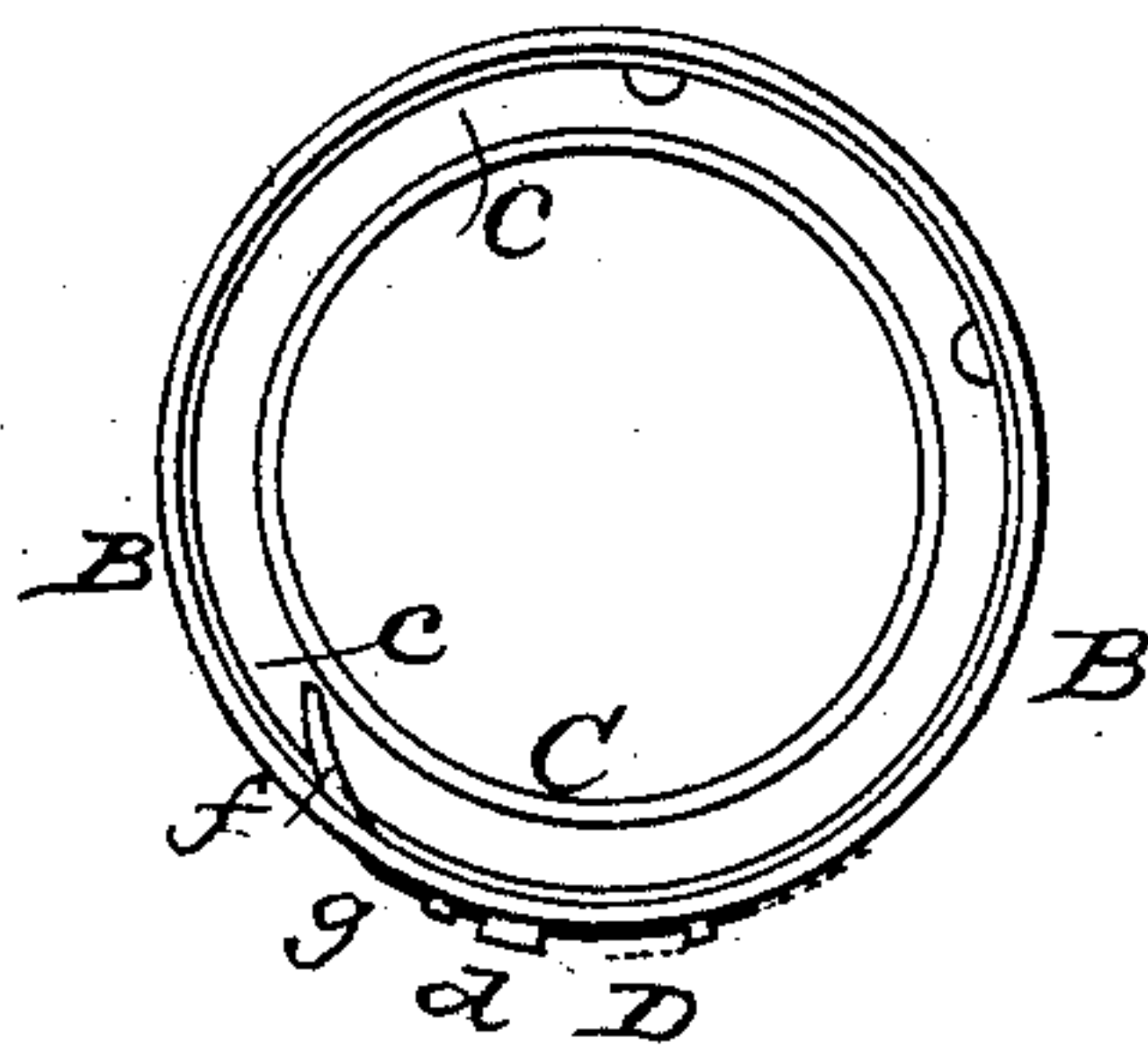


Fig. 3



Witnesses
J. M. Gresham Brown
E. J. Brown

Inventor
A. H. Platt,
By his Atty.,
J. S. Brown.

UNITED STATES PATENT OFFICE.

ANSON H. PLATT, OF YELLOW SPRINGS, OHIO.

IMPROVEMENT IN LAMP-BURNERS.

Specification forming part of Letters Patent No. 46,138, dated January 31, 1865.

To all whom it may concern:

Be it known that I, A. H. PLATT, of Yellow Springs, in the county of Greene and State of Ohio, have invented a new and Improved Coal-Oil Lamp-Burner; and I do hereby declare that the following is a full and exact description thereof, reference being had to the accompanying drawings, making part of this specification—

Figure 1 being a side view of my improved lamp-burner; Fig. 2, a horizontal section thereof just above the shaft of the wick-regulator; Fig. 3, a top view of the chimney-supporter detached.

Like letters designate corresponding parts in all of the figures.

The first feature of my invention is the peculiar arrangement and operation of the wick-regulator H. It consists of a shaft, with a notched wheel, I, Fig. 2, on it for acting on the wick, and a milled head, h, on the projecting end, as the means of turning by hand.

The other end, i, of the shaft turns in a stationary bearing, as usual; but the projecting end of the shaft has a lateral movement in a horizontal slot, m, of the burner-case A, so that the wheel may be pressed either against one wick, as indicated by black lines in Fig. 2, or against the opposite wick, as indicated by red lines in the same figure. Thus one wick-regulator answers for both wicks, being perfect in its action for either. Besides this capability of shifting the regulator from one wick to the other, this arrangement has the further advantage of being adapted to either a thin or thick wick, since one has only to press with sufficient force, and the wick is moved without fail. There is a great advantage here in this respect over the ordinary wick regulators, which will not work with both thick and thin wicks, and this advantage

is not confined to double-wick lamp-burners alone, but is equally applicable to single-wick burners. With single wicks the wheel might be continually pressed against the wick by a spring, but this is not necessary.

My other improvement consists in the device for fastening the chimney in its support. It consists substantially of a horizontal spring-slide or elastic sliding bolt D, Figs. 1 and 3. It slides in bearings on the outside of the chimney-holder, while one end, f, projects in through a slot, m, in said chimney-holder, and springs inward toward the chimney. It has a knob or projection, d, for sliding it by. When the chimney is to be fastened, the inner end, f, is pushed farther in, and presses with force against the chimney over the lip on the inner edge thereof; and holds it without the possibility of failure, since the pressure of the chimney against the bolt has no tendency to push it aside, as is the case with the ordinary spring-fastener. When the chimney is to be removed, the spring-bolt is slid back till the end f, is removed from the way through the slot in the holder. This fastening is exceedingly cheap, simple, convenient, secure, and compact.

While I claim as my invention, and desire to secure by Letters Patent, is—

1. The laterally a movable wick-regulator H, operating substantially as and for the purpose, herein specified, whether employed for regulating one or two wicks.

2. The horizontal sliding elastic bolt D, for fastening the chimney, substantially as herein specified.

ANSON H. PLATT.

Witnesses:

JULIUS CONE,
M. W. PLATT.