

No. 46,099.

PATENTED JAN. 31, 1865.

L. A. FOULLEY.
APPARATUS FOR CUTTING PHOTOGRAPHS.

Fig. 2.

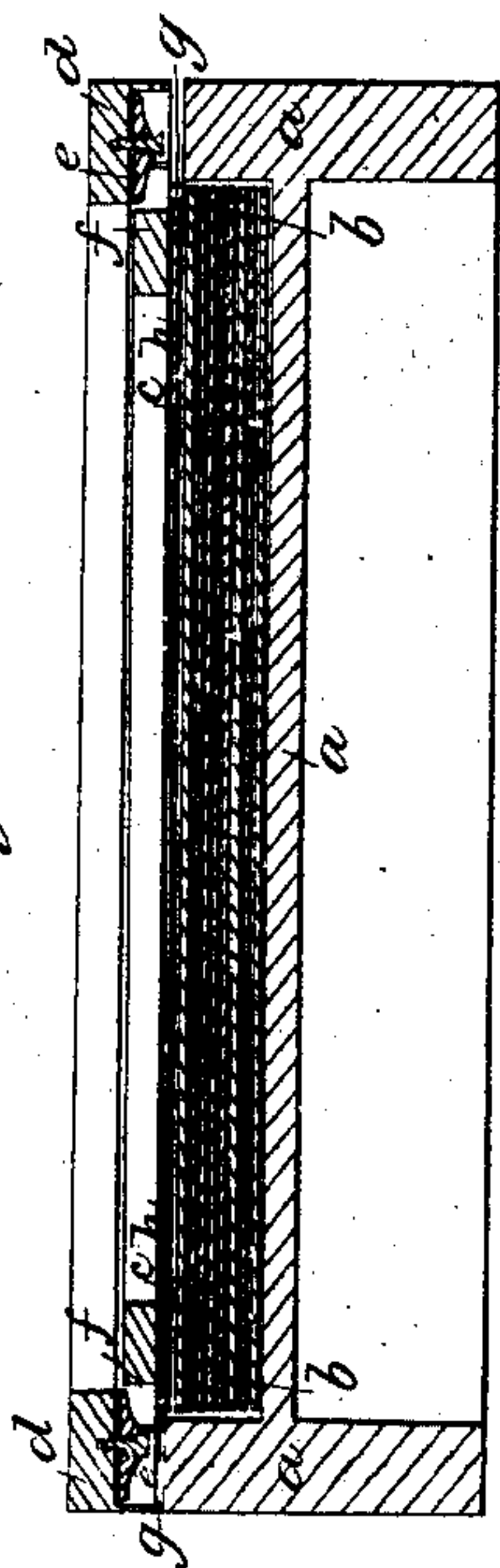


Fig. 3.

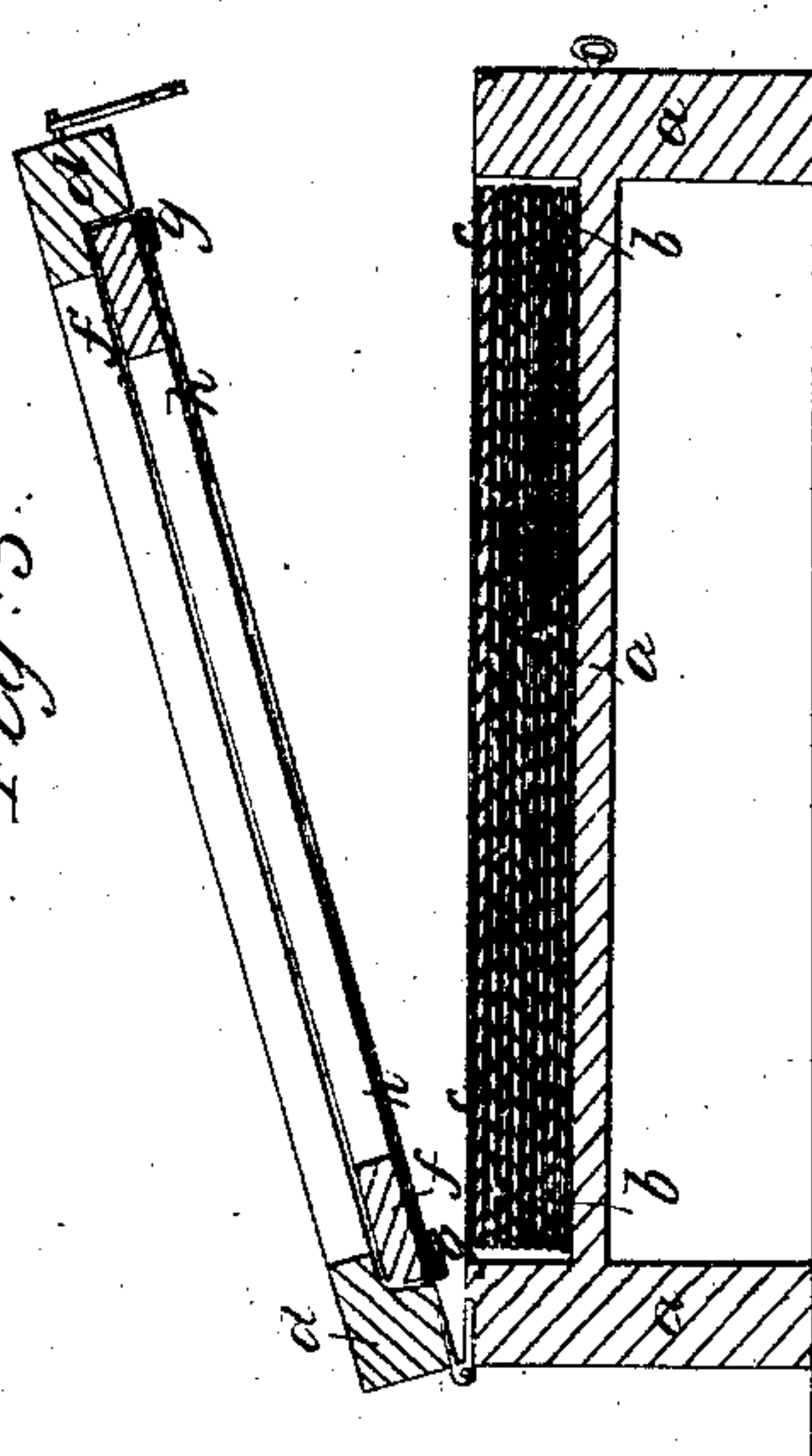
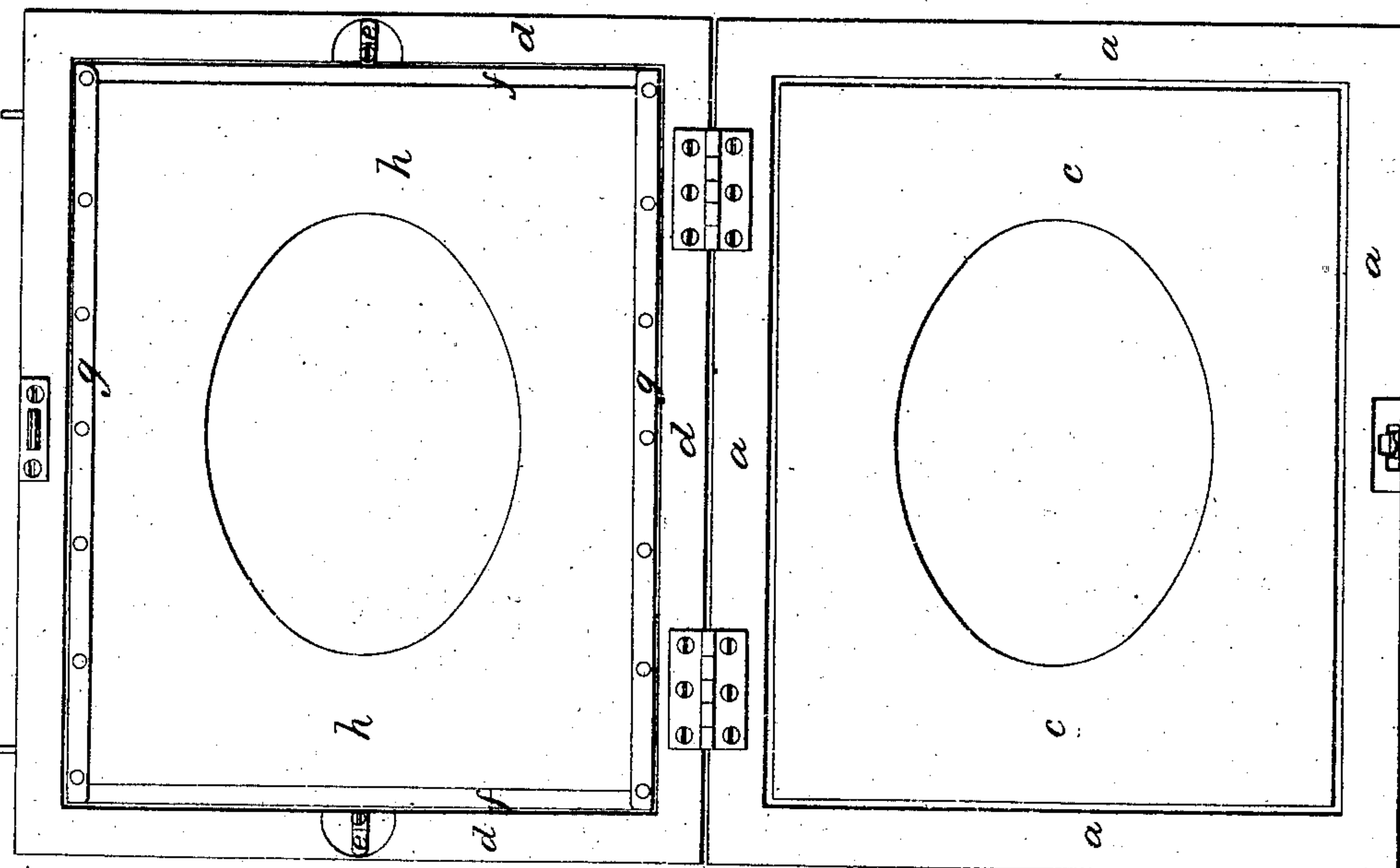


Fig. 1.



Witnesses;
Chas. E. Barton
George W. Mann.

Inventor;
L. A. Foulley
Per Joseph Gavett
Atty

UNITED STATES PATENT OFFICE.

L. A. FOULLEY, OF BOSTON, MASSACHUSETTS.

APPARATUS FOR CUTTING PHOTOGRAPHS.

Specification forming part of Letters Patent No. 46,099, dated January 31, 1865.

To all whom it may concern:

Be it known that I, L. A. FOULLEY, of Boston, in the county of Suffolk and State of Massachusetts, have invented certain new and useful Improvements in Apparatus for Cutting Photographs, &c.; and I do hereby declare that the following description, taken in connection with the accompanying plate of drawings, hereinafter referred to, forms a full and exact specification of the same, wherein I have set forth the nature and principles of my said improvements, by which my invention may be distinguished from all others of a similar class, together with such parts as I claim and desire to have secured to me by Letters Patent.

The mode heretofore practiced of cutting out the different forms of paper, &c.—such as ovals, circles, &c.—for photographs, passé-partout frames, and other similar articles, has been to lay a suitable pattern of sheet metal upon the paper to be cut, holding the same with one hand or by means of weights while the cutting is performed with the other; but this requires great care, as both the pattern and paper are liable to slip, and consequently the process is a slow one. The present invention consists in a new apparatus for effecting the desired result, the pattern being firmly held or clamped upon the paper while the latter is being cut into the desired form, so that neither can slip nor move, whereby the work can be much more rapidly done and with greater certainty than heretofore.

My new apparatus is represented in the accompanying plate of drawings, of which—

Figure 1 is a top view representing the two parts thereof opened. Fig. 2 is a vertical sec-

tion showing the apparatus closed. Fig. 3 shows the apparatus partially open.

a a a in the drawings represent a box containing a bed of pasteboard, *b b*, upon which is placed a glass plate. Over the latter is laid the paper *c c* to be cut. To the box *a a a* is hinged a cover, *d d*, to which is fastened, by buttons *e e*, so as to be readily inserted in or removed therefrom, a frame, *f f*. Suitable ways, *g g*, attached to the sides of this frame, hold the pattern *h h*, which is inserted by simply sliding it in between the ways *g g* and the frame *f f*.

From this description it will be seen that when the cover containing the pattern is shut, and held down by clamps, nooks, or otherwise, the pattern will be rigidly pressed upon the surface to be cut, so that neither it nor the paper can possibly slip while the knife is being passed around the edge of the oval *i i*. It will be obvious that the pattern *h h* can be removed and various other shaped ones inserted at pleasure. The object, when cut, can be quickly removed and another one inserted by simply unclamping the cover and bringing the parts into the position shown in Fig. 1.

Having thus described my improvements, what I claim as my invention, and desire to have secured to me by Letters Patent, is—

The apparatus herein described for cutting photographic pictures, passé-partout frames, &c., arranged and operating substantially as described.

L. A. FOULLEY.

Witnesses:

JOSEPH GAVETT,

THOS. J. MAYALL.