

E. T. Higham,

Curtain-Cord Tightener,

N^o 46,050.

Patented Jan. 24, 1865.

Fig. 1

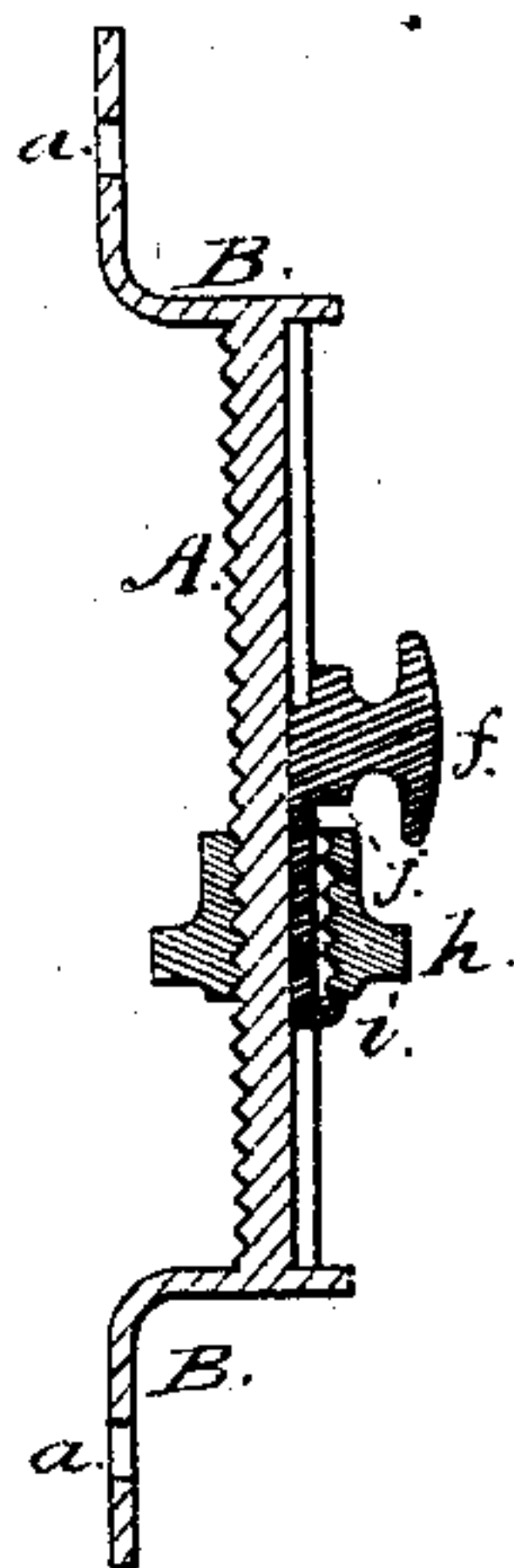


Fig. 2

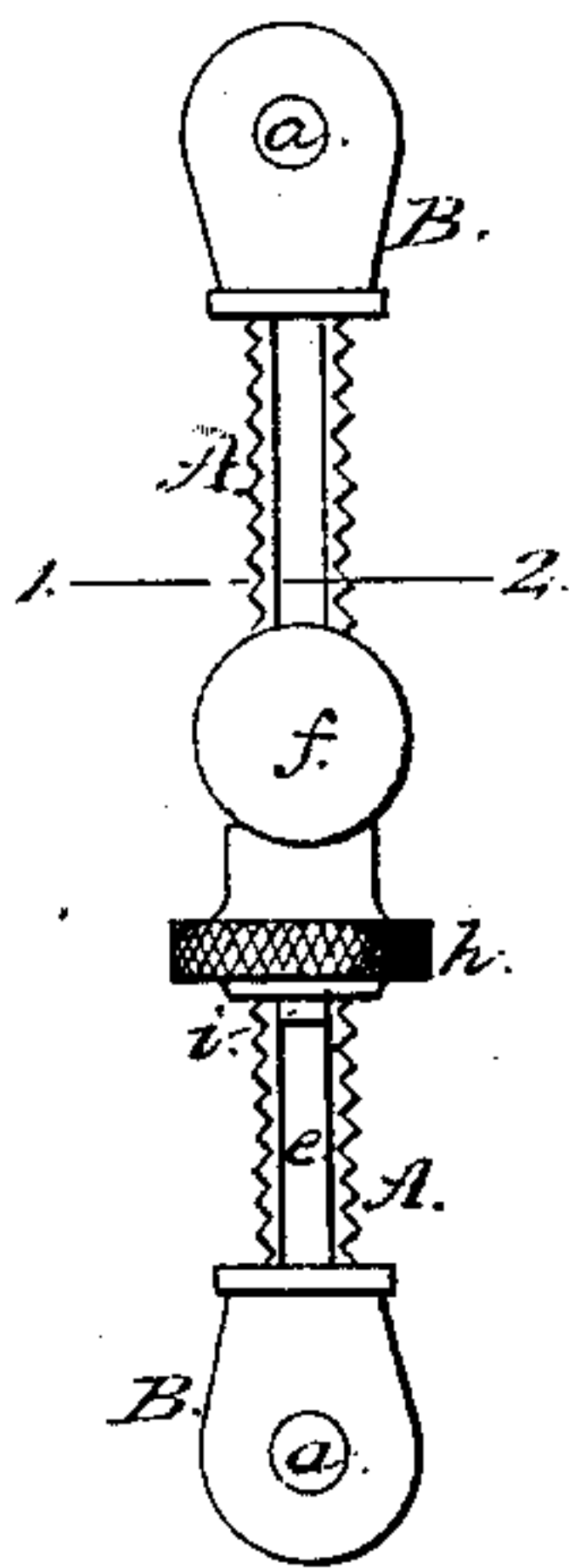
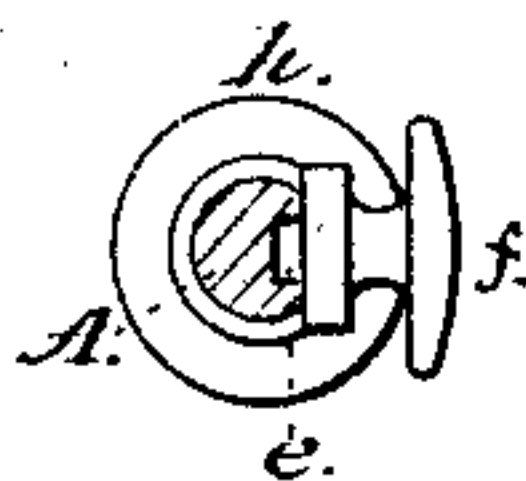


Fig. 3.



Witnesses;

Wm. Albert Steel
Charles Howson

Inventor;

Henry Howson
Atty for E. T. Higham

UNITED STATES PATENT OFFICE.

ENOS T. HIGHAM, OF PHILADELPHIA, PENNSYLVANIA, ASSIGNOR TO HIMSELF AND D.
HIGHAM, OF SAME PLACE.

WINDOW-SHADE ADJUSTER.

Specification of Letters Patent No. 46,050, dated January 24, 1865.

To all whom it may concern:

Be it known that I, ENOS T. HIGHAM, of Philadelphia, Pennsylvania, have invented an Adjuster for Window-Shade Cords; and I do hereby declare the following to be a full, clear, and exact description of the same, reference being had to the accompanying drawing and to the letters of reference marked thereon.

My invention consists of a grooved screw, a nut adapted to the same, a sliding bar and a knob or its equivalent for receiving the cord of the window shade, the whole being arranged and operating as described hereafter, so that the said cord may be under the control of the screw and nut and cannot become slack without turning the latter.

In order to enable others to make my invention I will now proceed to describe the manner of constructing the same.

On reference to the accompanying drawing which forms a part of this specification, Figure 1 is a vertical section of my improved adjuster for window shade cords; Fig. 2 a front view of the same and Fig. 3 a transverse section on the line 1—2, Fig. 1.

Similar letters refer to similar parts throughout the several views.

A is a screw each end of which is secured to a bent plate B, the two plates being attached to the window frame in a suitable position by screws or nails passing through holes, *a a*. A longitudinal groove is cut in the screw from one end to the other of the same, and in this groove a small bar *e* is arranged to slide freely, a knob *f*, having a

groove for receiving the cord of the window shade being attached to this bar near one end of the same. In place of the knob *f* a pulley, grooved for the reception of the cord may be hung to a pin attached to the bar *e*. A nut *h* is adapted to the screw A, incloses the bar *e* and is confined between the lip *i* of the bar and the shoulder *j* formed by the knob, so that on turning the latter the bar *e* with its knob must be raised or lowered according to the direction in which the nut is turned.

It will be evident without further description that the device described above affords every facility for tightening or loosening the cord of the window shade, and that the cord being under the control of the screw and nut cannot become slack without turning the latter.

I do not desire to claim broadly controlling the cord of a window shade by means of a screw but

I claim as my invention and desire to secure by Letters Patent:

The grooved screw A, nut *h*, bar *e*, and the knob *f* or its equivalent, the whole being arranged and operating as and for the purpose herein set forth.

In testimony whereof, I have signed my name to this specification, in the presence of two subscribing witnesses.

ENOS T. HIGHAM.

Witnesses:

HENRY HOWSON,
CHARLES HOWSON.