

J. A. Mason.
Breast Pad.
Nº 45843 *Patented Jan. 10, 1865.*

Fig. 1.

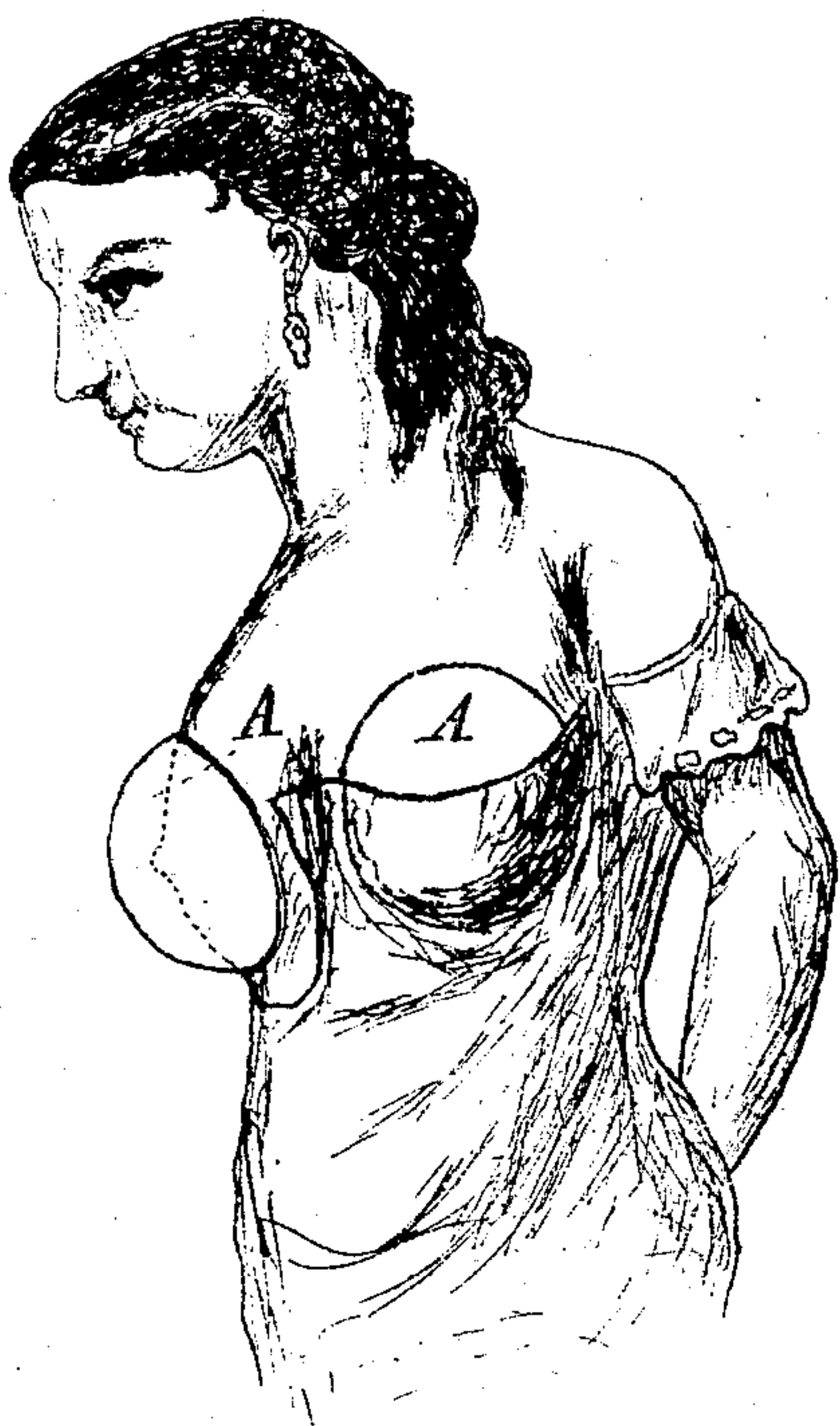


Fig. 2.

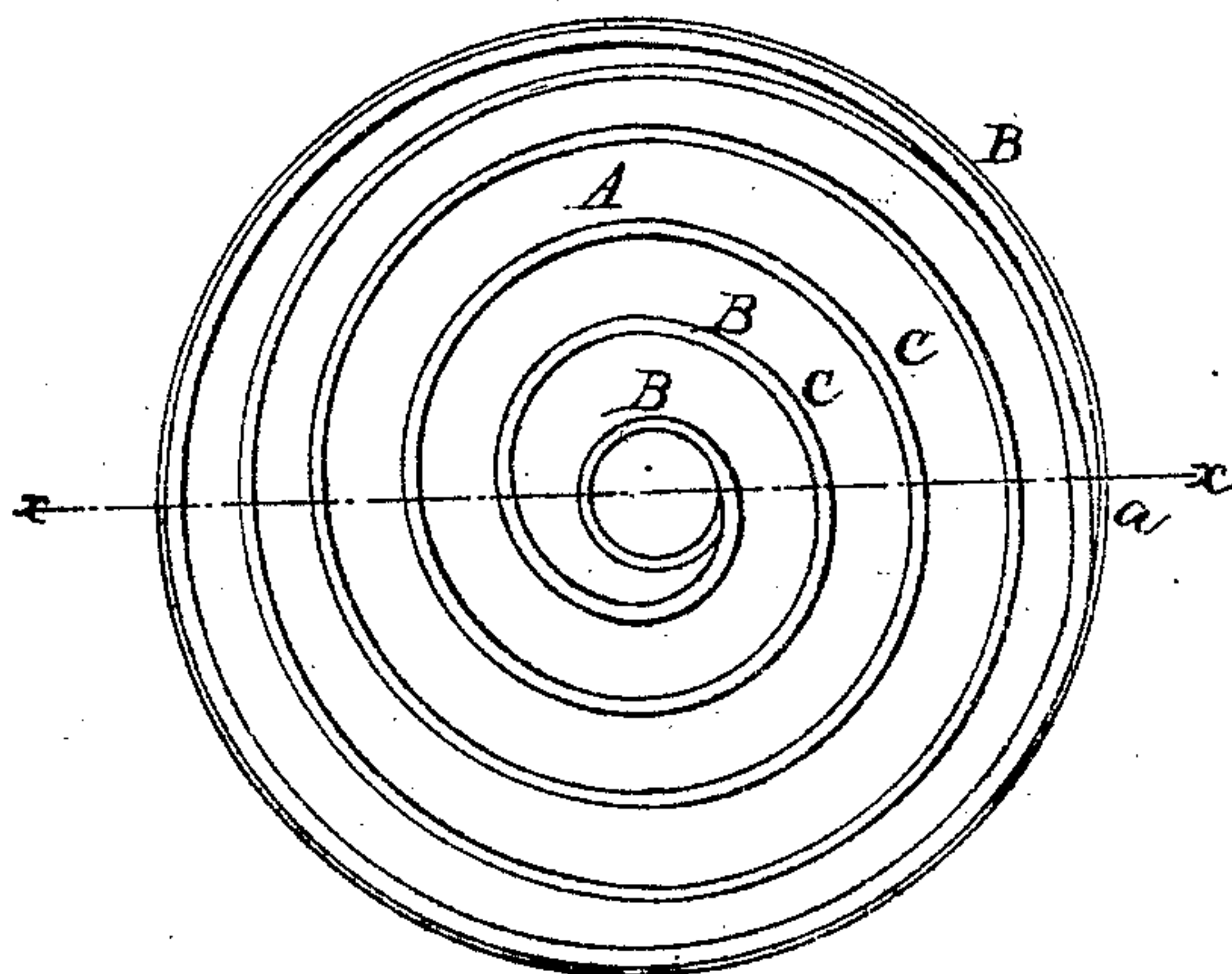
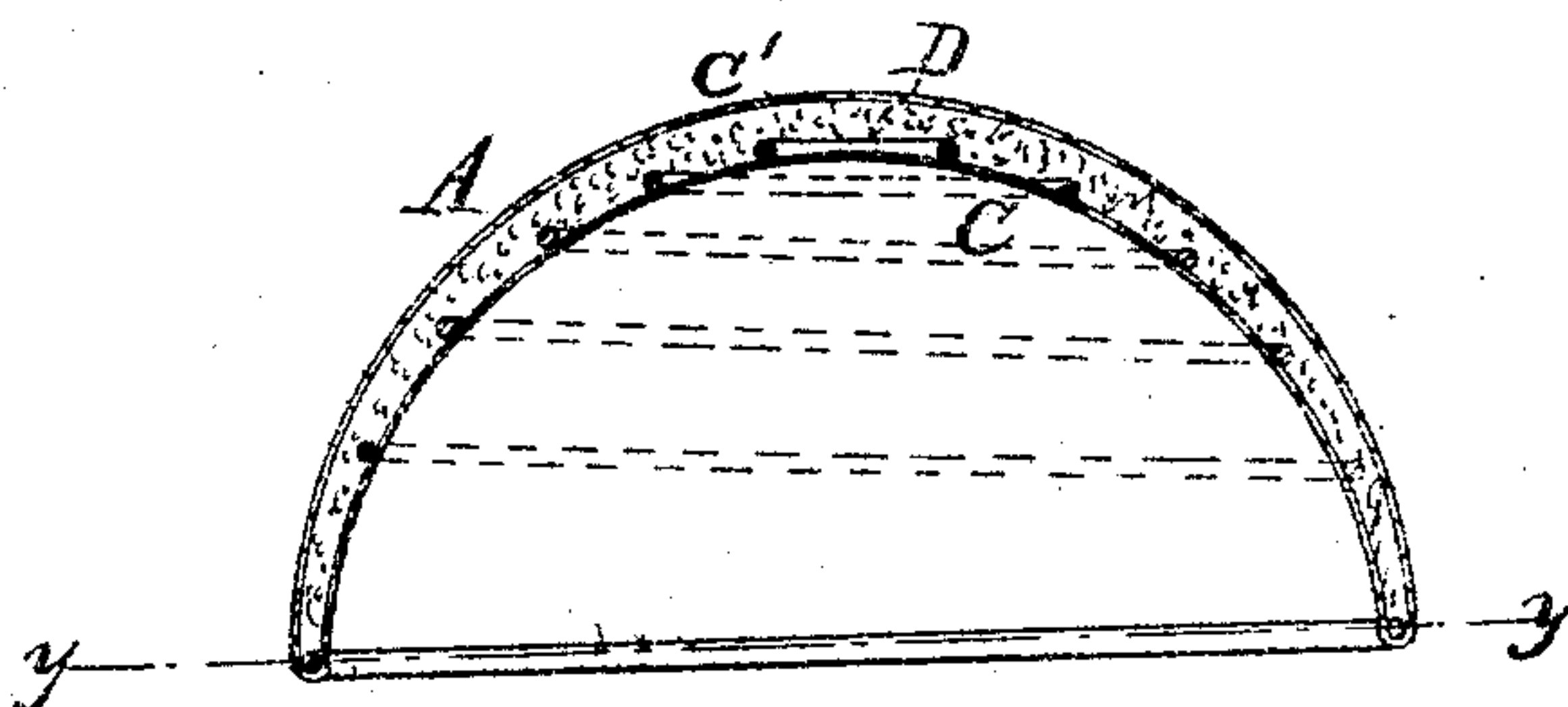


Fig. 3.



Witnesses.

C. L. Topliff
Gustave Arminich

Inventor.

John A. Mason

UNITED STATES PATENT OFFICE.

JOHN A. MASON, OF BROOKLYN, NEW YORK.

IMPROVEMENT IN LADIES' BREAST-PADS.

Specification forming part of Letters Patent No. 45,843, dated January 10, 1865.

To all whom it may concern:

Be it known that I, JOHN A. MASON, of Brooklyn, in the county of Kings and State of New York, have invented a new and useful Improvement in Ladies' Breast-Pads; and I do hereby declare that the following is a full, clear, and exact description thereof, which will enable others skilled in the art to make and use the same, reference being had to the accompanying drawings, forming a part of this specification, in which—

Figure 1 is a representation of the pad, showing how it is applied and worn. Fig. 2 is a plan of the inside of the pad, seen from below, on the line *y* of Fig. 3. Fig. 3 is a vertical section of the pad, taken on the line *x* of Fig. 2.

Similar letters of reference indicate like parts.

This invention consists in an improvement in breast-pads, whereby economy and simplicity of construction and elegance of shape are attained in a high degree, and this article of a lady's attire is made less liable to the objection that it is injurious to health by reason of the thick and solid character heretofore given to it.

A is a pad made according to my invention. It resembles in its general outlines a half of a hollow sphere. The frame consists of a spiral volute spring made of wire, or its equivalent, the lowest coil or base of which is the base of the frame, the end of the wire being soldered to the side of the lowest coil, *a*, at such a point as may be selected by the maker with reference to the diameter of the base of the spring. The size of the wire and the length thereof employed for each pad will depend upon the strength desired to be given to the spring.

The spring is now to be covered, and this

operation is effected in the following manner: The spring is first tied down to about the height given to it in Fig. 3 by means of a string fastened to its base and apex in the line *x* of its diameter, when it is covered within by a lining, C, which may be tacked to the base, top, and sides of the frame, so as to be retained in place. The top of the frame is next wadded with cotton, D, or other suitable material, and covered with an outer lining, C'. The inner and outer linings, C C', are then united at their edges along the base of the frame, when the pad is completed and ready to be attached to another pad by means of a band applied to them laterally or to a garment or corset for use upon the person. Before the linings are fully united together, the cord which ties it down in the line *x* of its diameter is to be removed, so that the spring will be held by the lining C' alone, which will be thereby kept distended.

By this manner of constructing breast-pads I am able to dispense with much of the cumbersome material hitherto put into articles of this kind, and to produce an article of greater elegance and naturalness of form at a greatly reduced cost in labor and material.

A breast-pad made after my invention will secure that elegance of form which is desired, while it will not oppress the wearer with a heavy pad, nor induce an unnatural and oppressive warmth by a bulky uncouth mass of padding.

Having thus described my invention, I claim as new and desire to secure by Letters Patent—

The breast-pad constructed with the parts A, B, and C, substantially as above described.

JOHN A. MASON.

Witnesses:

M. M. LIVINGSTON,
C. L. TOPLIFF.