

J. H. Conklin,
Edge Plane.

No. 45,669.

Patented Dec. 27, 1864.

Fig. 1.

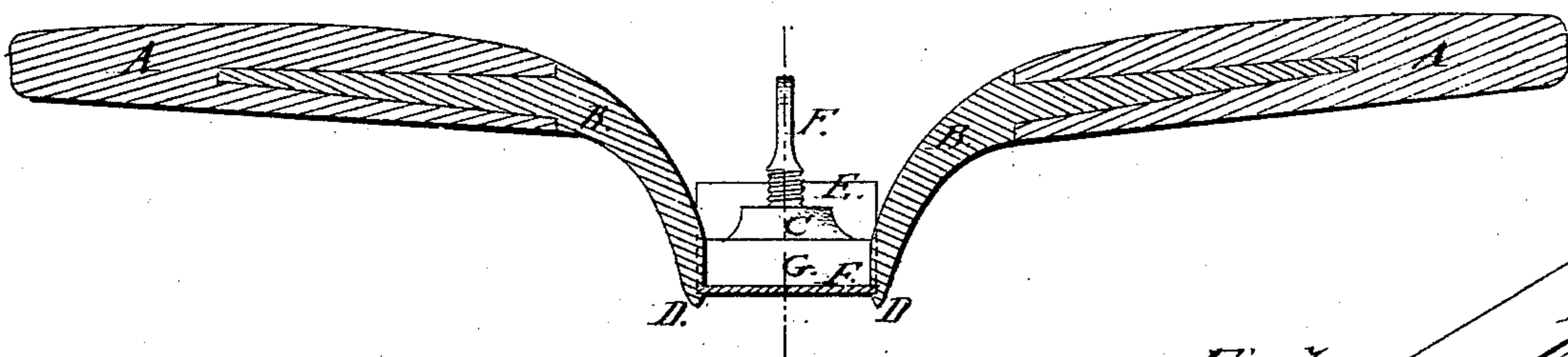


Fig. 2.

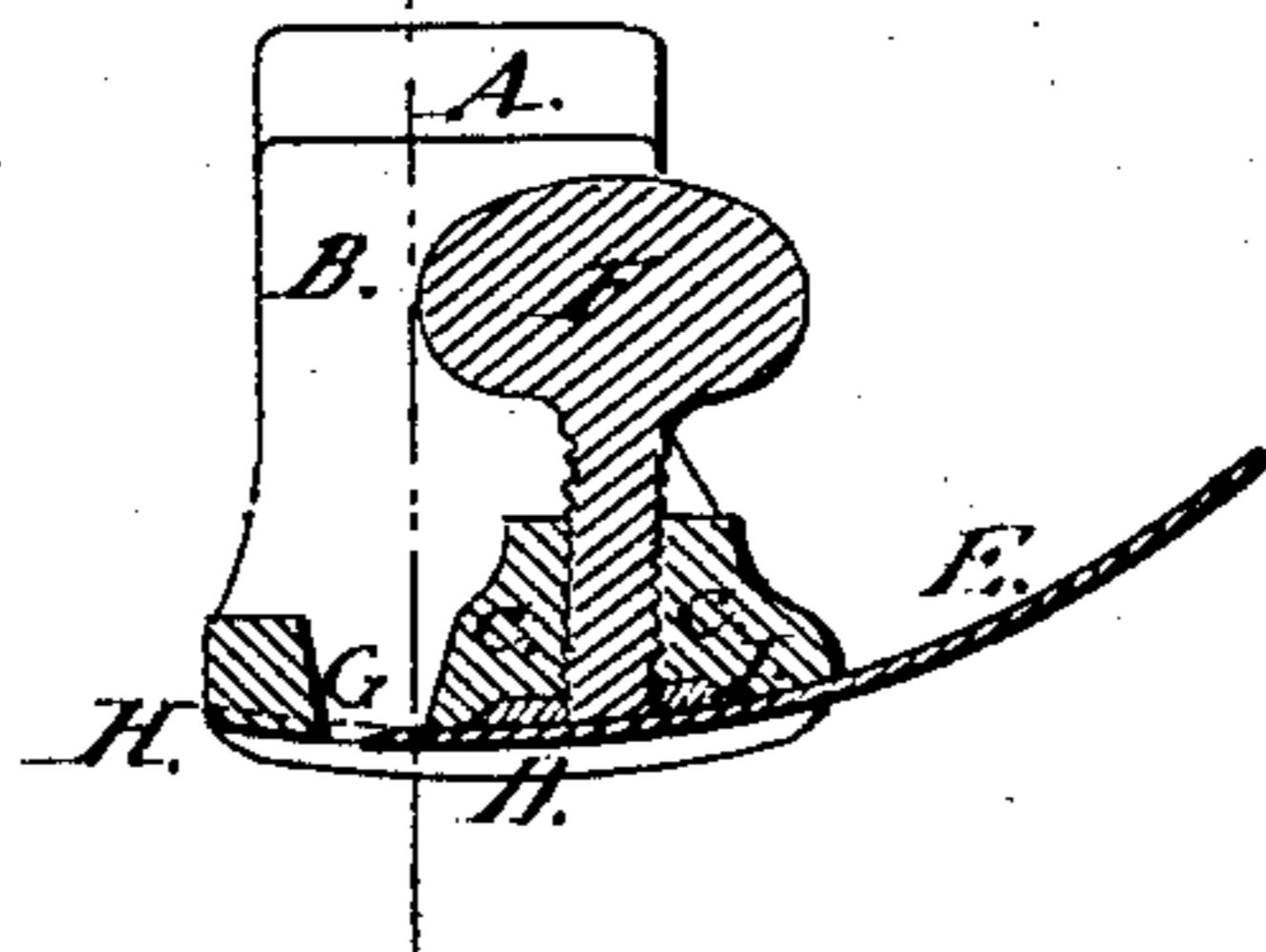
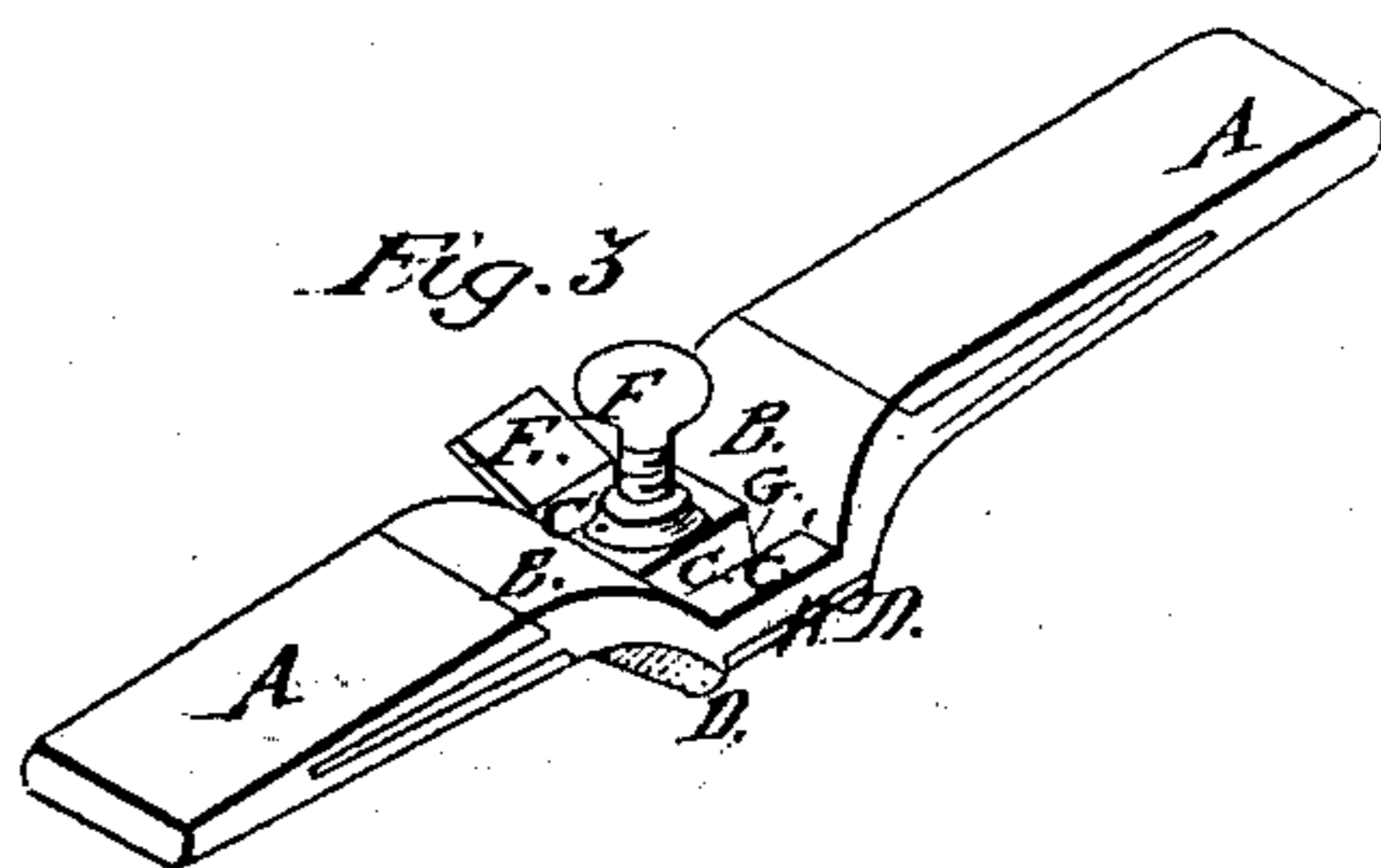


Fig. 3.



Witnesses:
G. H. Smith
Edw. J. Underwood

Inventor:
James H. Conklin
by T. S. Lambert att.

UNITED STATES PATENT OFFICE.

JAMES H. CONKLIN, OF YORKTOWN, ASSIGNOR TO GEORGE P. MARSHALL,
OF PEEKSKILL, NEW YORK.

IMPROVED EDGE-PLANE.

Specification forming part of Letters Patent No. 45,669, dated December 27, 1864; antedated
December 1, 1863.

To all whom it may concern:

Be it known that I, JAMES H. CONKLIN, of Yorktown, Westchester county, New York State, have invented a new and Improved Shoemaker's Edge Plane or Shave; and I do hereby declare that the following is a full and exact description thereof, reference being had to the accompanying drawings and the letters of reference marked thereon.

The nature of my invention consists in so modifying the shoemaker's heel plane or shave that he can use it with equal, and indeed greater, facility upon the edge of the front part of the boot or shoe.

Figure 3 is a perspective view of the instrument, the handles A being of wood, the other parts of metal. The handles may be of the same, all parts except the knife or cutting part being very practically cast from malleable iron. Fig. 1 and Fig. 2 represent sections of the instrument, of medium size.

The sides B B curve down about an inch, and are connected by C C', which in fact are B B continued. As B B curve down, they also extend back, increasing the lower surface of C, between which and C' there is an opening, as shown at G, Fig. 2, and extending across from B to B.

D D represent lips extending below the under surface of C C'. In each of these lips, and immediately below the lower surface of C C', a groove is cut and occupied with the knife E and a metallic plate, H, which is fitted to the under surface of C, and nearly as thick as the knife. C is also thickened at the center, through which the thumb-screw F is inserted, its lower end pressing against the beveled sides of a hole in I, a piece of metal working against the knife E.

By the screw the knife can be kept at any point, and as it is moved forward and back the depth of its cutting is regulated.

What I claim as my invention, and desire to secure by Letters Patent, is—

1. The construction of the grooved lips D D immediately beneath the surface of C, substantially as set forth.

2. The combination of the knife E and the screw F with the grooved lips D D, substantially as set forth.

JAMES H. CONKLIN.

Witnesses:

J. B. WHITTUR,
L. W. JONES.