

O. P. Furman,
Bed Head-Section.

N^o 45,151.

Patented Nov. 22, 1864.

Fig. 1.

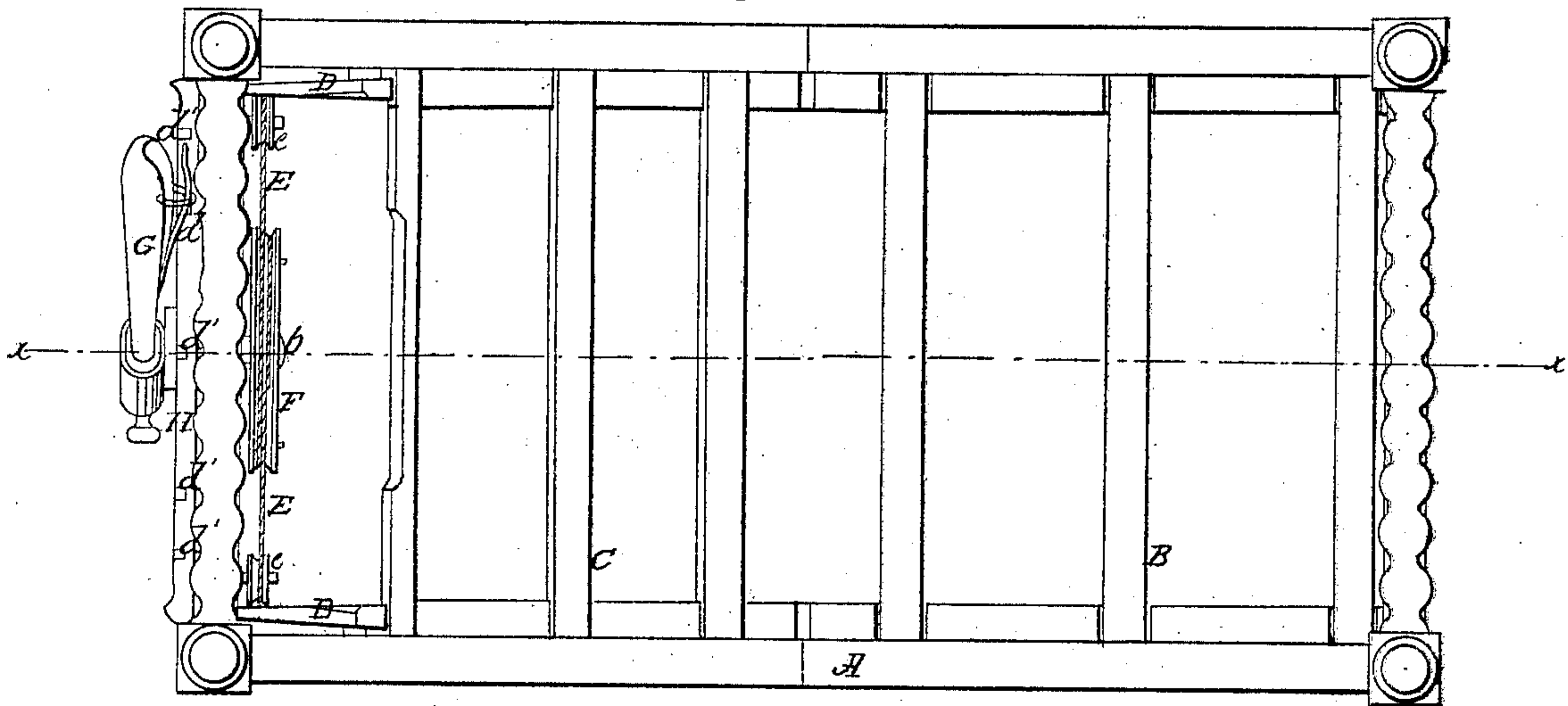


Fig. 2.

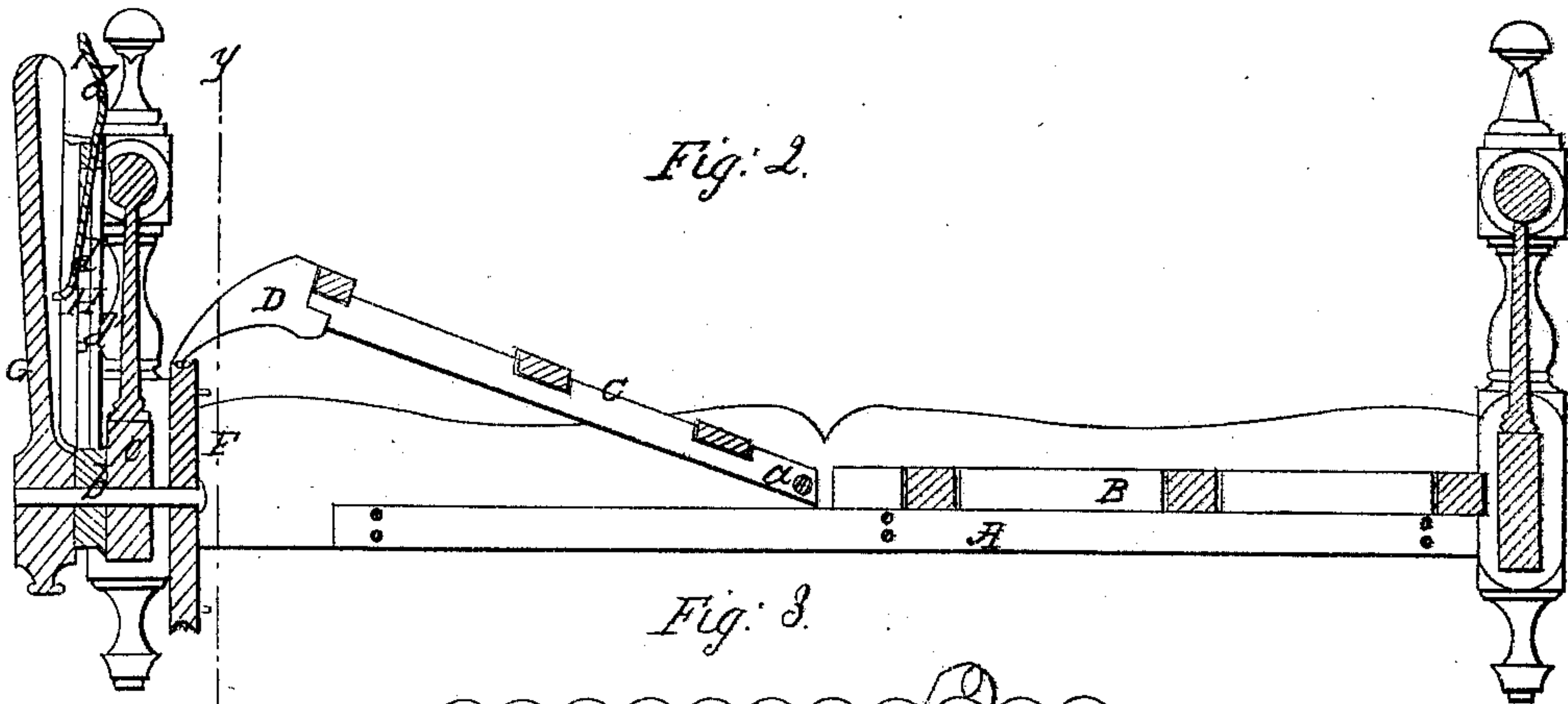
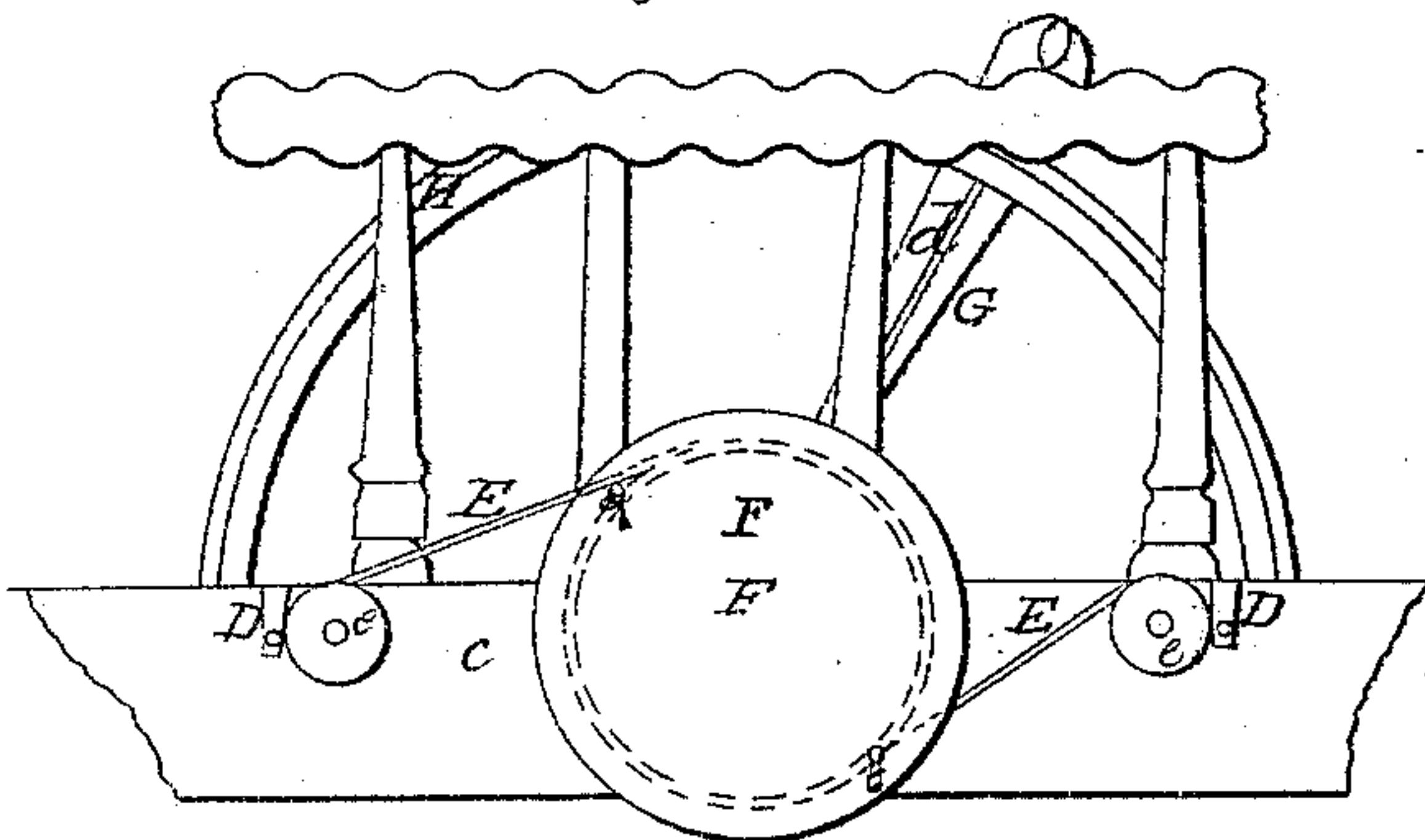


Fig. 3.



Witnesses

C. L. Topliff
Henry Allen

Inventor;

O. P. Furman
per J. M. H. Co.
Attorneys

UNITED STATES PATENT OFFICE.

O. P. FURMAN, OF ADDISON, NEW YORK.

IMPROVEMENT IN INVALID-BEDSTEADS.

Specification forming part of Letters Patent No. 45,151, dated November 22, 1864.

To all whom it may concern:

Be it known that I, O. P. FURMAN, of Addison, in the county of Steuben and State of New York, have invented a new and Improved Invalid-Bedstead; and I do hereby declare that the following is a full, clear, and exact description thereof, which will enable others skilled in the art to make and use the same, reference being had to the accompanying drawings, forming part of this specification.

Figure 1 is a plan or top view of my invention; Fig. 2, a side sectional view of the same, taken in the line *x x*, Fig. 1; Fig. 3, a transverse vertical section of the same, taken in the line *y y*, Fig. 2.

Similar letters of reference indicate like parts.

This invention consists in having the bed-bottom composed of two parts, one being fixed or stationary, and the other arranged so as to be capable of being raised and lowered in a more or less inclined position by means of a pulley and cords, and retained at any point within the scope of its movement by means of a fastening, whereby the patient may, with the greatest facility, be adjusted in a horizontal or a more or less inclined or elevated position, and without disturbing or annoying the patient in the least.

A represents a bedstead, which may be constructed in any of the known forms, and B C represent the two parts of the bed-bottom, which parts are about of equal dimensions. The part B is at the foot of the bedstead, and is fixed or stationary; but the part C is adjustable, having its ends secured to the bedstead at its junction with B by pivots or joints *a*. To the outer end or at the head of the part C there are attached at each end a pendent segment, D, to the lower end of each of which a

cord, E, is connected. These cords are attached to the opposite sides of a pulley, F, the axis *b* of which passes through the head-rail C, and has a lever, G, on its outer end, which is provided with a spring-catch, *d*, on its inner side, to engage with any of a series of notches, *d'*, in a semicircular bar, H, at the outer side of the head of the bedstead. The cords E E of the pulley F pass over guide-pulleys *e e* at the inner side of the head-board.

From the above description it will be seen that by turning the lever G in one direction the pulley F will be turned, and the part C of the bed-bottom elevated in a greater or less degree, as may be desired, and retained at the desired point by means of the catch *d* engaging with one of the notches *d'* in the semicircular bar H. By turning the lever G in the opposite direction the part C will be allowed to descend or lower under the weight of the patient.

The device is extremely simple, and may be applied to any bedstead at a small cost and admits of the patient being adjusted without inconvenience or annoyance.

I claim as new and desire to secure by Letters Patent—

The pulley F, provided with a lever, G, at the rear end of its shaft, which works over a semicircular notched bar, H, in connection with the cords E E, attached to the pulley F, as shown, and connected to the pivoted part C of the bed-bottom, all applied and arranged to operate substantially as and for the purpose specified.

O. P. FURMAN.

Witnesses:

M. S. WELLS,
ORRIN ANDREWS.