

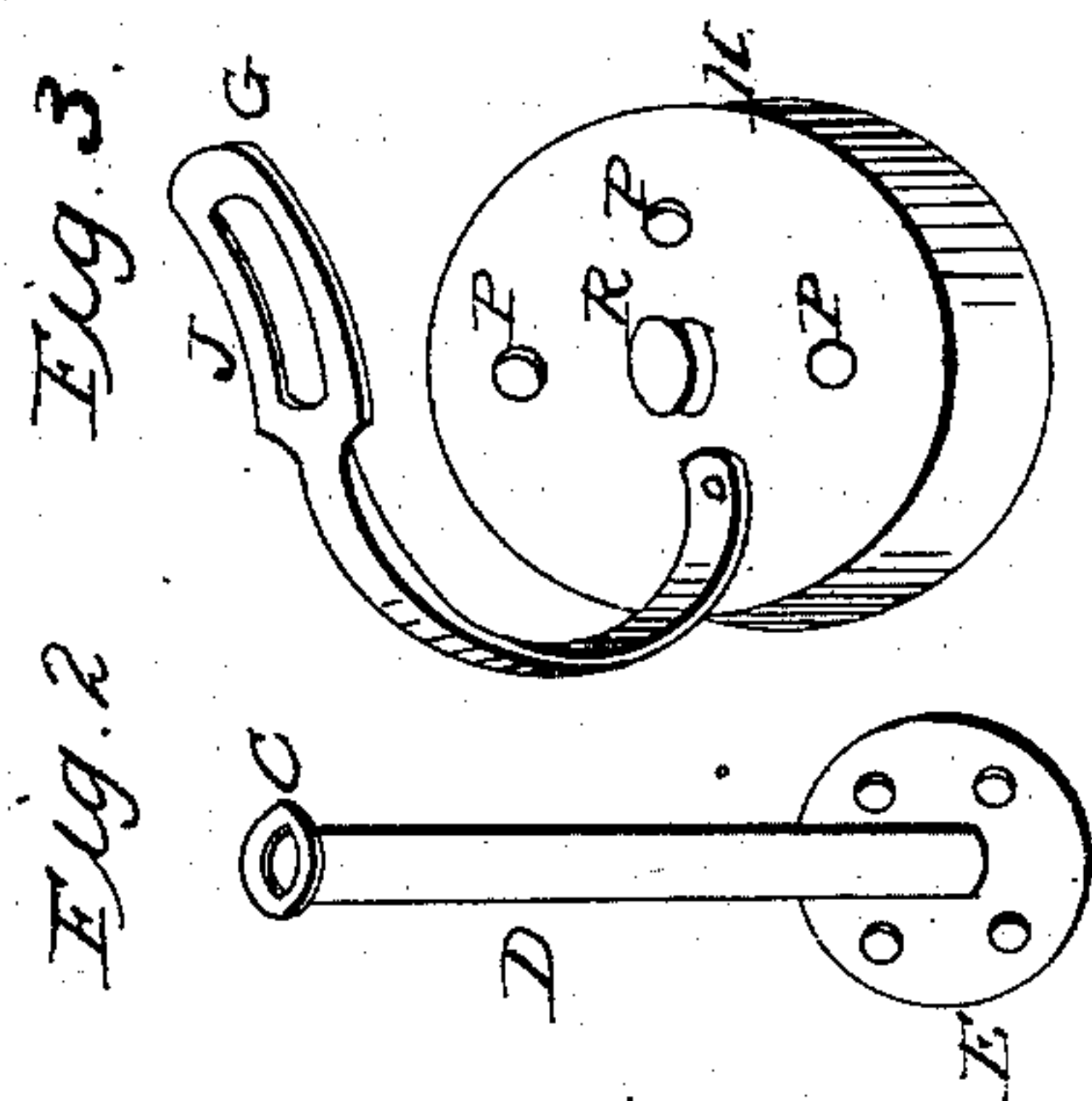
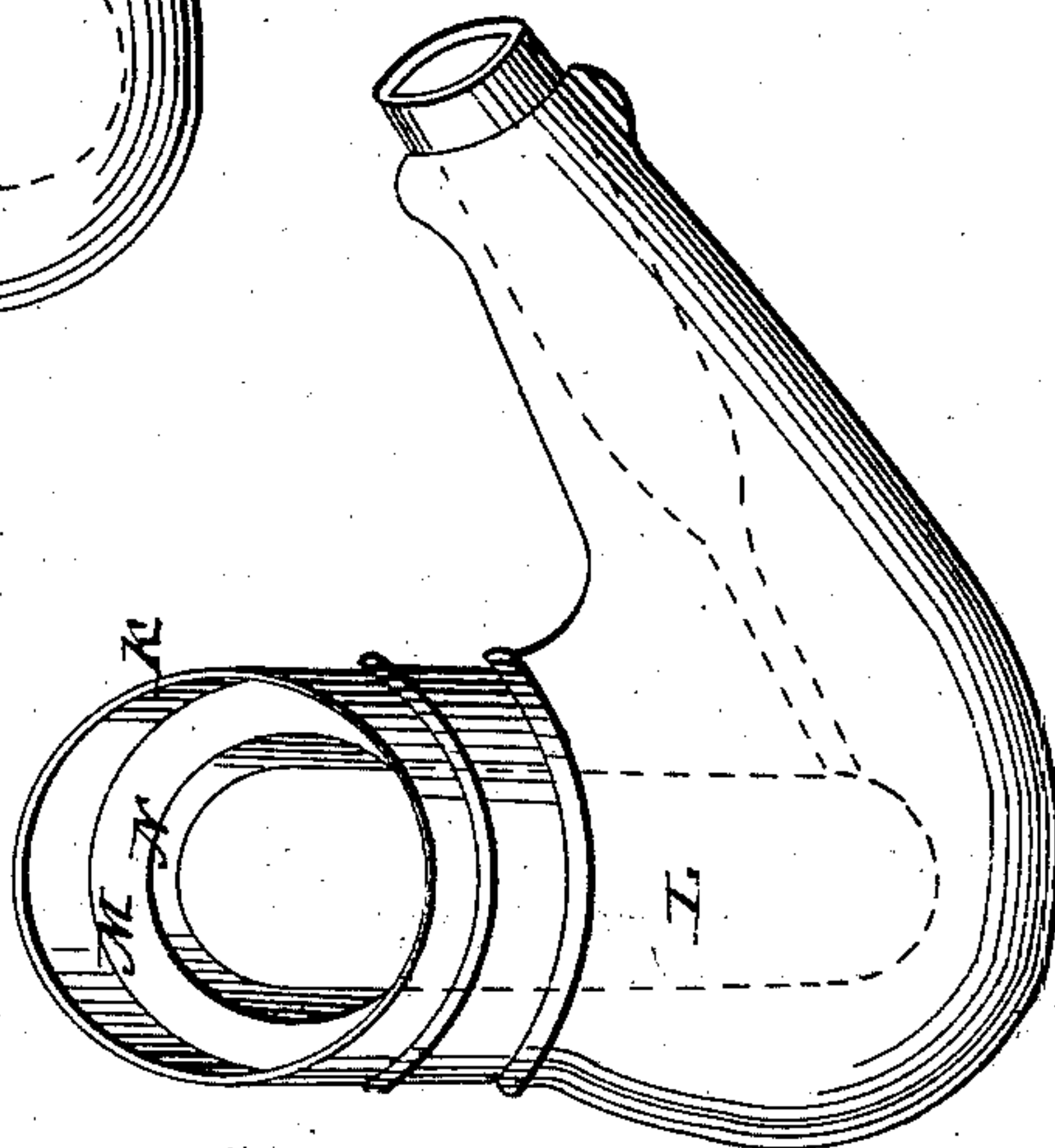
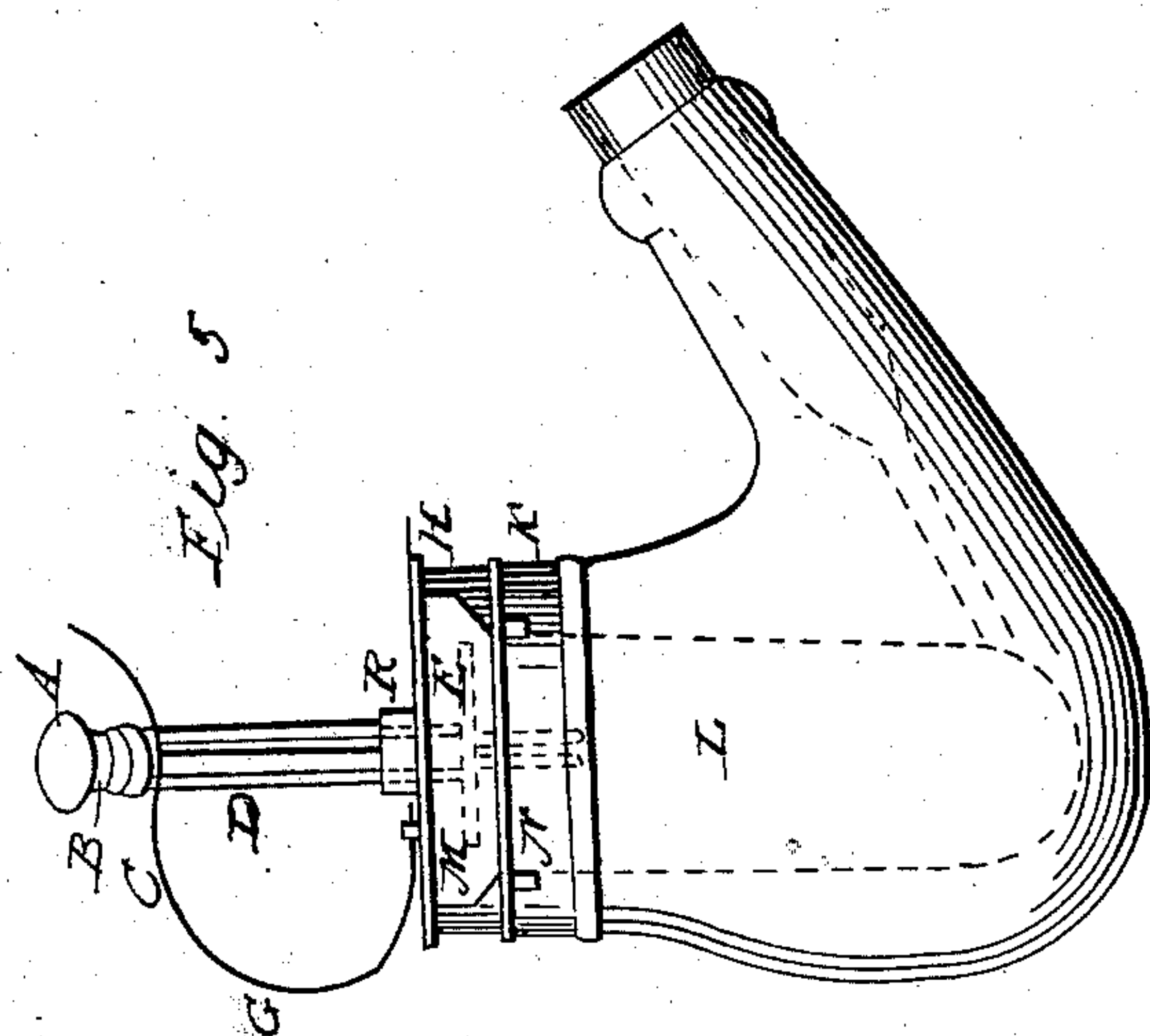


J. STATZ.  
Smoking Pipe.

No. 43,437.

Patented July 5, 1864.



Attest

John J. Ellum  
L. Luchs

Inventor  
John Statz  
by his Attorney  
J. Franklin Feigart

# UNITED STATES PATENT OFFICE.

JOHN STATZ, OF WASHINGTON, DISTRICT OF COLUMBIA.

## IMPROVEMENT IN SMOKING-PIPES.

Specification forming part of Letters Patent No. 43,437, dated July 5, 1864.

*To all whom it may concern:*

Be it known that I, JOHN STATZ, of Washington city, District of Columbia, have invented new and useful Improvements in Smoking-Pipes for Smoking-Tobacco; and I do hereby declare that the following is a full and exact description thereof, reference being had to the accompanying drawings, and to the letters of reference marked thereon, making a part of this specification.

The nature of my invention consists in a double pin operating in a spring and cylinder, through a lid on top of the bowl of the pipe, that fits onto a double collar on the top of the bowl, and their construction and combination for the purpose of pressing down the fire on the tobacco in the bowl, to regulate the draft, and enable the smoker to smoke all the tobacco without waste.

Figure 1 represents the double-pin; Fig. 2, the cylinder with the fire-plate beneath; Fig. 3, the lid with the curved spring at top; Fig. 4, the bowl with its permanent double collar on top; Fig. 5, a side elevation of the pipe, exhibiting its improvements.

A represents the double pin, having a neat head and a round shoulder, B, underneath, that rests upon the collar C of the cylinder D, when the pin A is inserted in its place in the cylinder D and pressed down; and by drawing the pin out of the cylinder it is also used to stir the fire and tobacco in the pipe. The lower part of the cylinder D has a flat circular plate, E, (perforated so as to allow the hot air to pass through when the plate is pressed down,) so that the plate can be worked freely up and down upon the fire to tighten the tobacco as the fire is consuming the tobacco. The pronged points of the pin A, extending below the plate, make holes in the tobacco when the plate E is pressed down, so as to regulate the draft for the pipe to draw (to suit the smoker) free or hard. G is a curved spring permanently riveted at the lower end to the top of the lid H, and has a slot, J, at top, on which the collars C of the cylinder D

rests, the spring G forcing up to its place the pin A and cylinder D (after the fire has been pressed down) by the removal of the finger of the smoker from the head of the pin A.

K is the double collar, as seen at Fig. 4, permanently attached to the top of the bowl L. It has a flange or rim at top flush with the outside of the bowl, and projecting above the top of the bowl. The inside collar forms a bevel plate, M, on the top edge of the bowl, giving it a funnel shape, so that the bowl can be more easily filled with tobacco, and also prevent the usual waste in filling. The lower rim, N, fits against the inside of the top of the bowl L, to prevent the edge of the bowl from being injured by the fire. The inside collar or bevel-plate M and rim N are soldered to the outside collar K, forming a solid double collar to fit on the outside and inside of the top of the bowl of a pipe of any material.

P P P are apertures in the top of the lid, to allow the draft, and R is a short tube or collar in the center of the lid H, as a guide for the perpendicular movement of the pin A and cylinder D.

My invention does not only aid and regulate the drawing of the pipe and prevent the wasting of tobacco, but as the smoker presses his finger upon the head of the pin A, and plays it up and down, as seen at Fig. 5, he regulates his smoking to suit his taste, and as he plays upon the pin he enjoys the full fragrance of the tobacco.

What I claim as my invention, and desire to secure by Letters Patent, is—

The construction, arrangement, and combination of the double pin A, cylinder D, with its plate E, lid H, with its spring G, and double collar K and M, when arranged and combined as herein described, and for the purposes set forth.

JOHN STATZ.

Witnesses:

J. FRANKLIN REIGART,  
JOHN S. HOLLINGSHEAD.