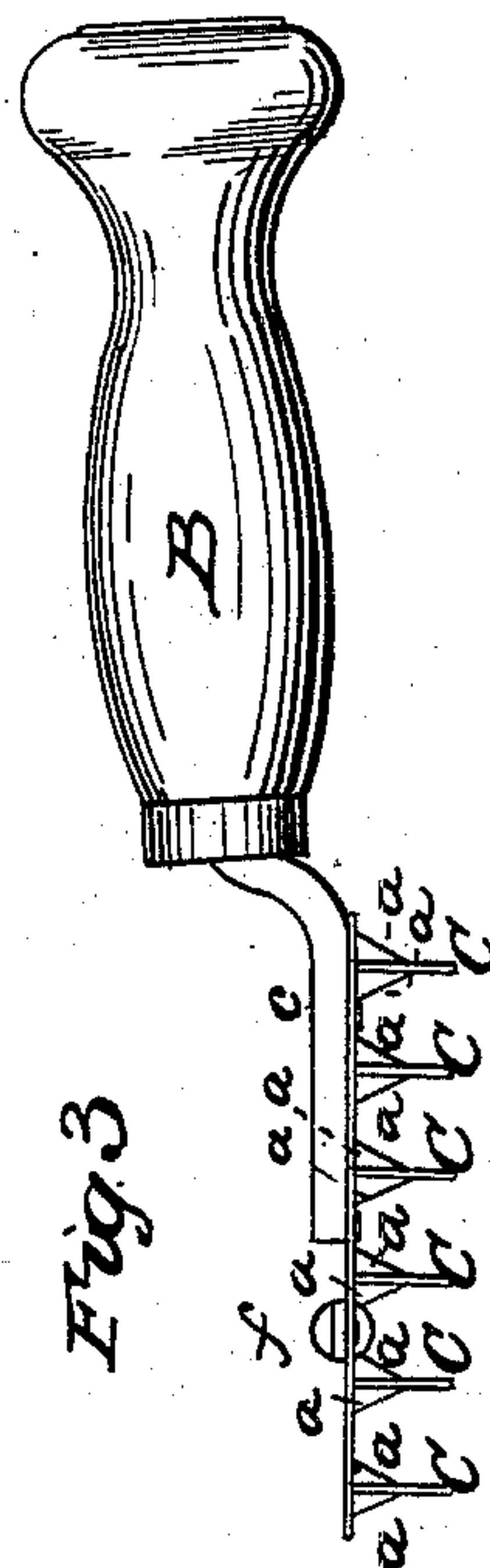
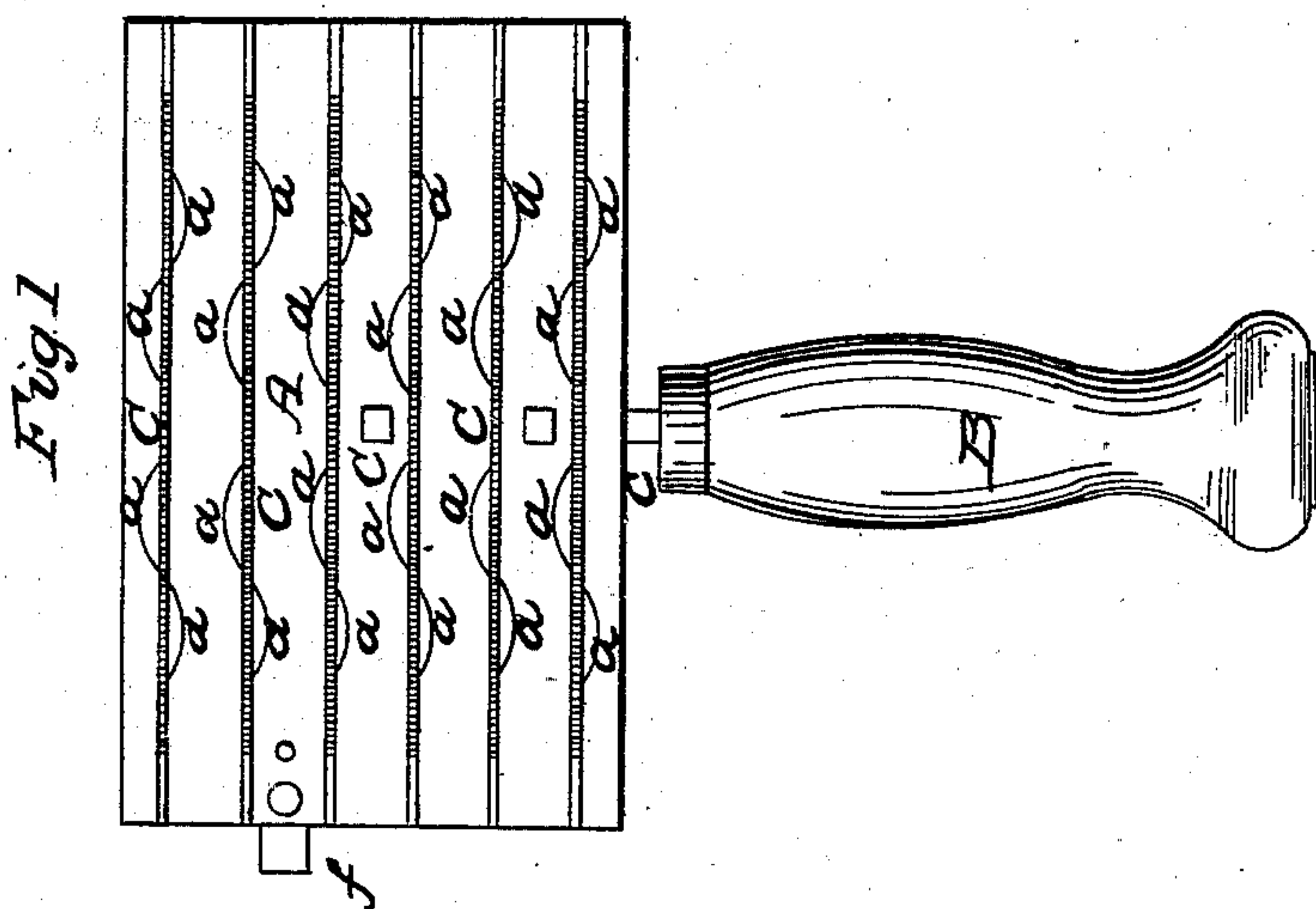
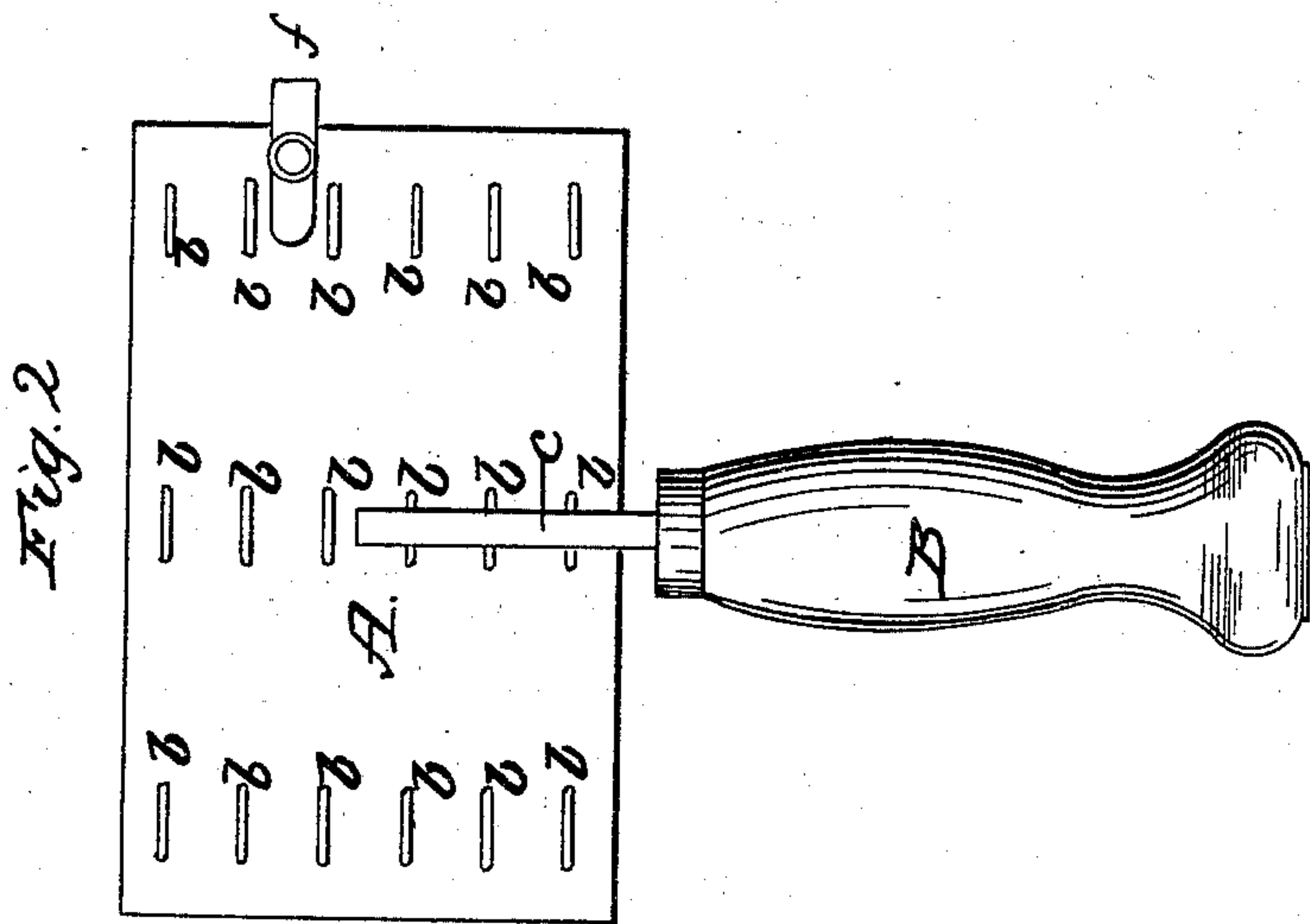


N. C. HARRIS.
Curry Comb.

No. 43,405.

Patented July 5, 1864.



Witnesses
Robert M. Chubbell
J. B. Woodruff

Inventor
Norman C. Harris
By his atty
J. P. Brown.

UNITED STATES PATENT OFFICE.

NORMAN C. HARRIS, OF POULTNEY, VERMONT.

CURRY-COMB.

Specification forming part of Letters Patent No. 43,405, dated July 5, 1864.

To all whom it may concern:

Be it known that I, NORMAN C. HARRIS, of Poultney, in the county of Rutland and State of Vermont, have invented a new and Improved Construction of Curry-Combs; and I do hereby declare that the following is a full and exact description thereof, reference being had to the accompanying drawings, making part of this specification—

Figure 1 being a front view of a curry-comb constructed in my improved manner; Fig. 2, a back view thereof; Fig. 3, a side view of the same; Fig. 4, a back edge view of one of the tooth-bars.

Like letters designate corresponding parts in all of the figures.

The object of my invention is to form the tooth-bars and apply them to the back of the comb in such a manner as to secure the requisite strength and stiffness with much less thickness of metal than usual, and also to reduce the amount of waste metal in forming the bars, whereby the article is materially cheapened, while the strength and durability of the curry-comb are not diminished. The tooth-bars C C are cut out from sheet metal at a single operation of the die, the teeth of each being formed on the front edge and the tenons or rivet projections *b b b* (generally three in number) on the back edge. The general outline of the front and back edges is straight, or nearly so, in order that no more metal than the actual length and breadth of the bars may be required. The tooth-bars, after they are cut out, are placed in a suitable form-

ing press or vise, and their back edges are bent out of line in several places, *a a a a*, a part of them on one side and a part on the other side. This lengthens the back edge without crooking the bars, and thereby forms scallops, lateral curves, or other suitable outlines, so as to widen the actual base, substantially as shown in the drawings; and as the whole edge is to bear against the back A of the curry-comb, a very firm support is thereby given to the tooth bars. The portions of the back edge of each tooth-bar, where the rivet-tenous *b b b* project, are left straight or in the original plane of the bar, so that they will fit the ordinary apertures or mortises in the back of the curry-comb, arranged in straight lines, as shown in Fig. 2. The bars are then riveted in these mortises to the back in the usual manner.

What I claim as my invention, and desire to secure by Letters Patent, is—

Elongating and curving or bending out laterally on both sides from the original plane the back edges of the tooth-bars, so as to give greater breadth of support thereto upon the back of the curry-comb, substantially as and for the purposes herein specified.

The above specification of my new and improved curry-comb signed by me this 19th day of March, 1864.

NORMAN C. HARRIS.

Witnesses:

H. I. RUGGLES,

ALANSON LAWRENCE.