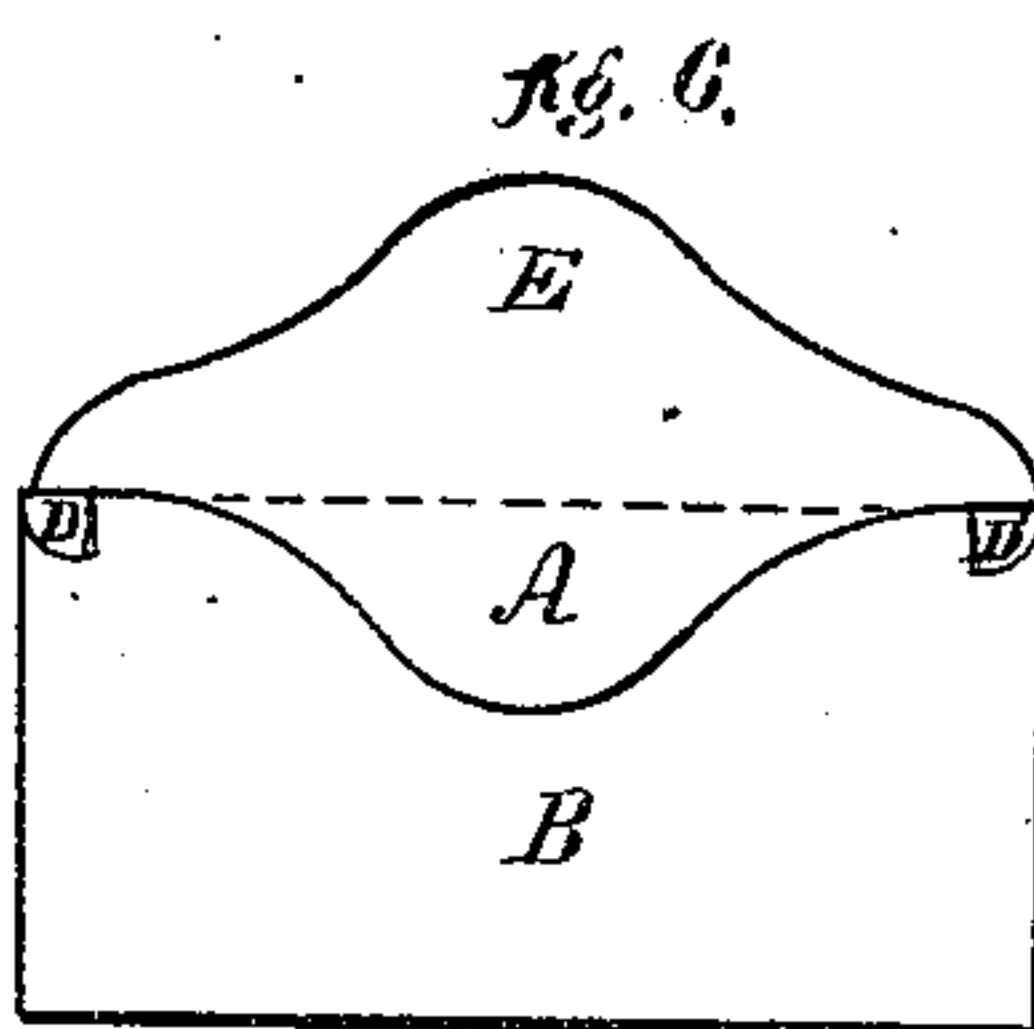
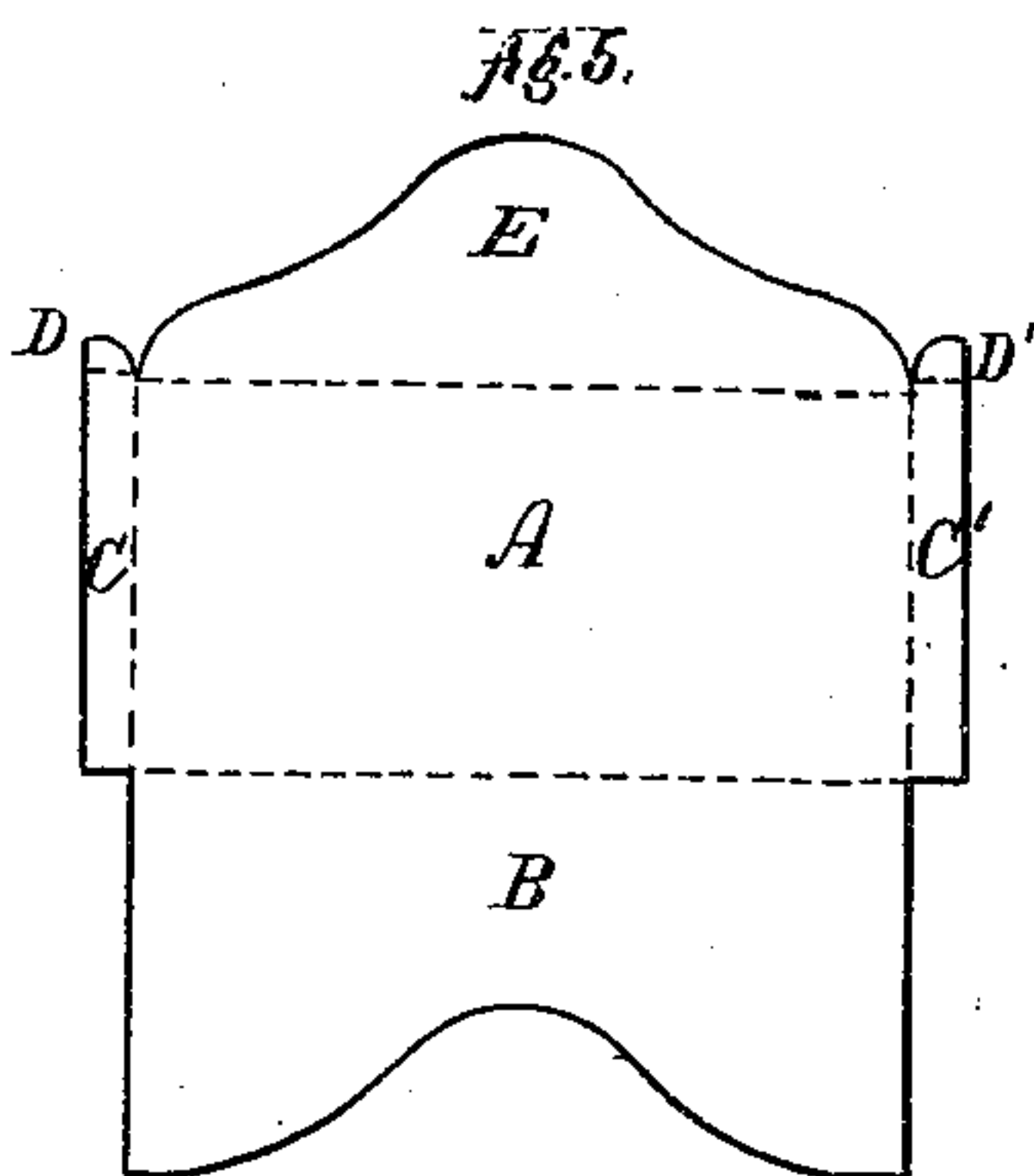
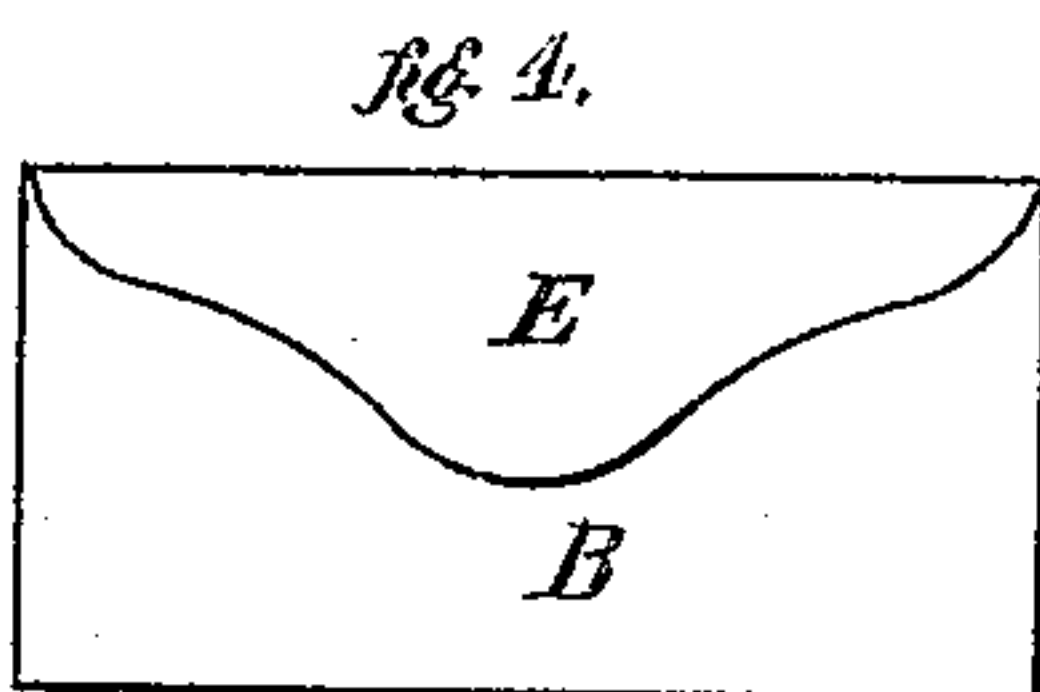
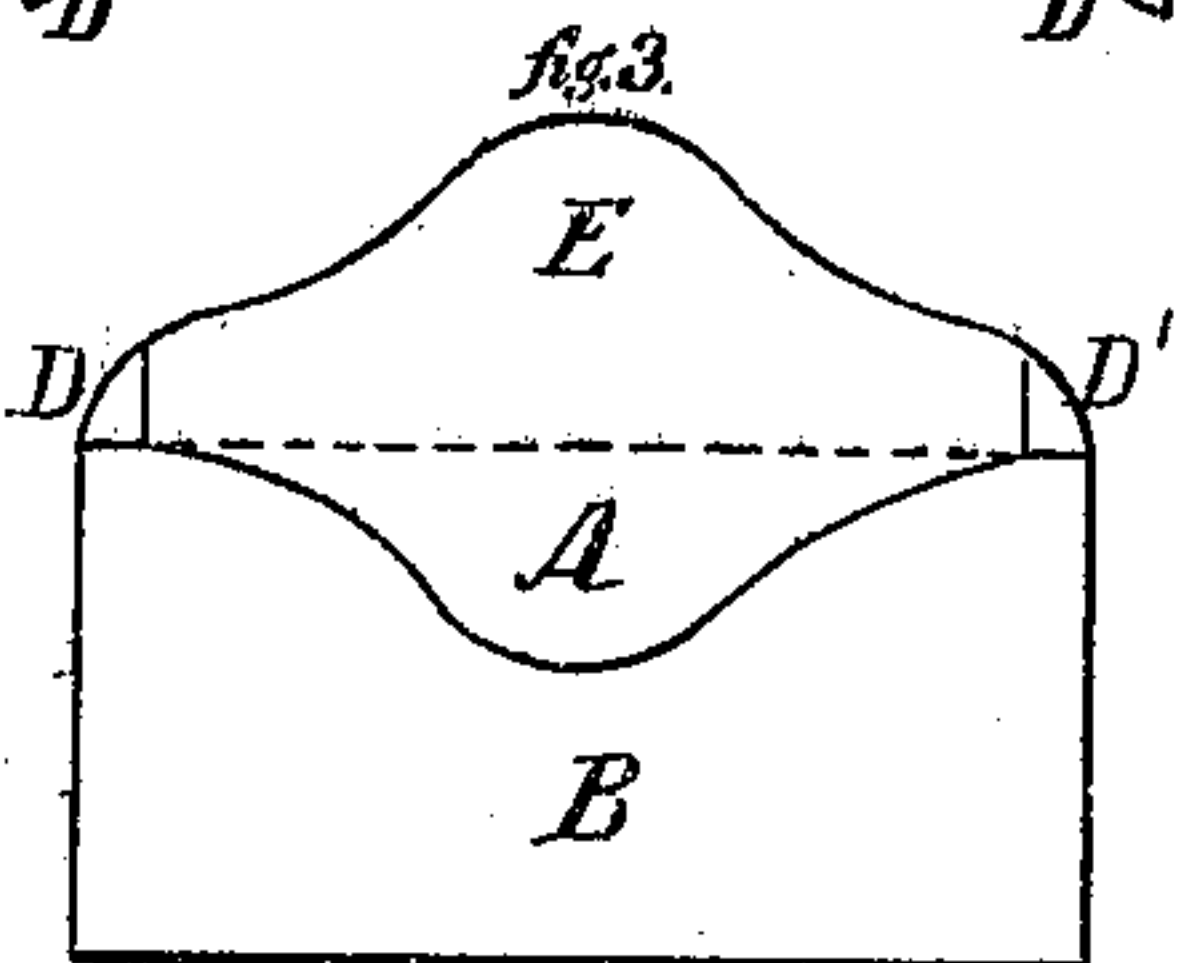
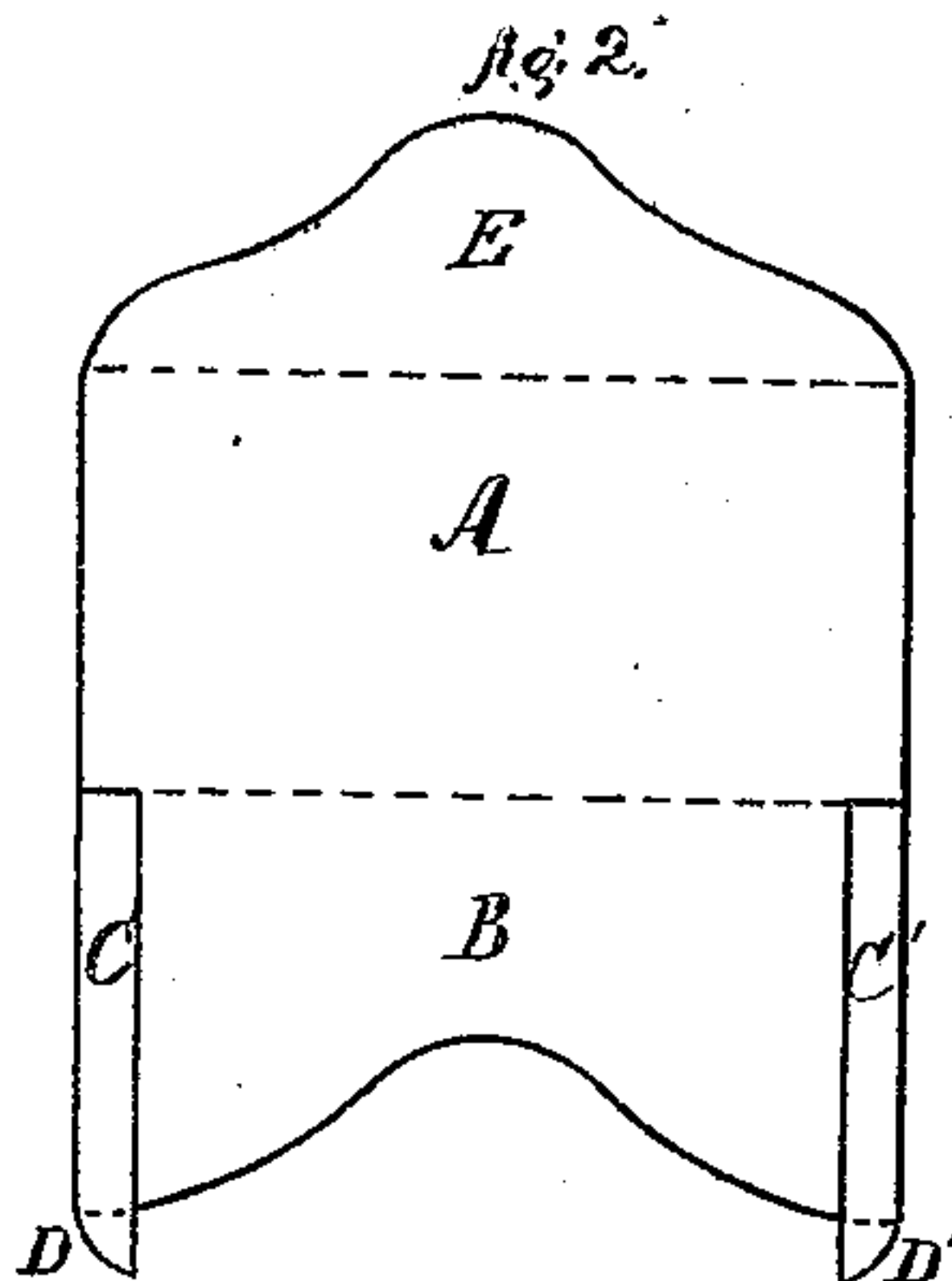
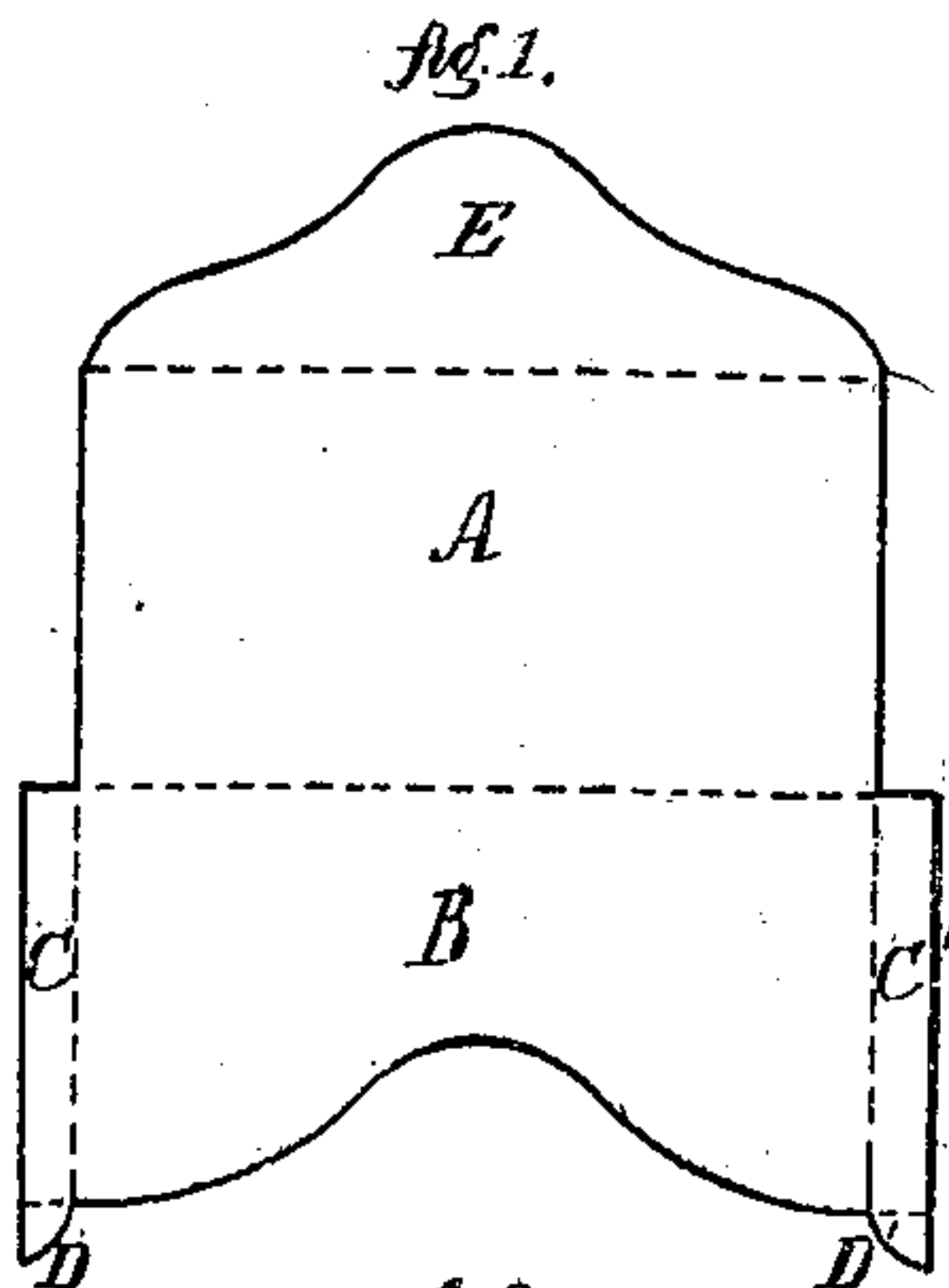


S. L. Weigand.

Envelope.

No. 12,035.

Patented Mar. 22, 1864.



Witness.

Wm. Humphreys

Wm. McArthur

S. L. Weigand

UNITED STATES PATENT OFFICE.

S. LLOYD WEIGAND, OF PHILADELPHIA, PENNSYLVANIA.

ENVELOPE.

Specification forming part of Letters Patent No. 42,035, dated May 22, 1864.

To all whom it may concern:

Be it known that I, S. LLOYD WEIGAND, of the city of Philadelphia, and State of Pennsylvania, have invented certain new and useful Improvements in Envelopes for Inclosing Papers for Mailing and for other Purposes; and I do hereby declare that the following is a full and exact description thereof.

The nature of my invention consists in so shaping or forming the blanks from which envelopes are made that while less paper is wasted than in making other envelopes certain objectionable features are avoided which occur in the kinds hereinafter disclaimed.

To enable others skilled in the art to make and use my invention, I will now proceed to fully and exactly describe this invention, reference being had to the drawings annexed, and the letters of reference marked thereon.

Figure 1 represents a view of the blank when cut. Fig. 2 represents a view of the blank with the lateral flaps folded. Fig. 3 represents a view of the blank with the face folded against the lateral flaps. Fig. 4 represents a view of the back of the complete envelope when folded.

The dotted lines show the creases or folds.

The same letters of reference designate the same parts in the several figures.

The portion marked A forms the face or front of the envelope to receive the address. The portion marked B forms the back, and the parts marked C and C' are lateral flaps which serve, by being folded as shown in Fig. 2, as a means of uniting by cementing or pasting the back and front sides, and of thus closing the ends of the envelope.

D and D' are extensions or continuations of the lateral flaps C and C'.

E represents the lapels of the envelope for the purpose of closing the envelope and retaining its contents.

The parts D and D' adhere when pasted to the internal surface of the lapel. The functions of these extensions D and D' are twofold, first they strengthen the lapel E at the points where it is most liable to be torn; and, second, by extending beyond the back B they preclude the possibility of papers or other similar articles catching upon the corners of the lateral flaps C and C' when being introduced into the envelope and thus mutilating it.

In Fig. 1 the figures represented upon the sides of the face A in dotted lines and marked F and F' are the waste pieces or scraps which are cut off in forming the blank. This form of blank possesses this advantage—which it is believed to be peculiar to it—that the scraps or waste pieces are of such form and so located relatively to the blanks when said blanks are formed or cut from continuous sheets of paper that the cutter used for separating them from the lapel E and face A of the blank can have a continuous edge, as shown in the red line described upon the boundaries of those parts in Fig. 1. This leaves those parts to be separated which are marked with shade lines in Fig. 1 and lettered h and h', adjacent and attached to the corners of the back, (marked G and G',) and the extensions of the lateral flaps D and D', or should these extensions D and D' be omitted the lines of cutting off of the scraps would be in positions shown by the red lines marked on the line of union of the parts D and C and D' and C' and the adjacent corners G and G' of the back B. The scraps or waste pieces thus protruding beyond the blank are separated from and removed with a facility not heretofore attained in any of the known forms of envelopes having lateral flaps which extend to the edges of the sheet or ribbon of paper from which they are cut, beside which advantage the cutters are more readily fitted and adjusted for the making of this form than for any others having the lateral flaps formed upon the face of the envelope-blank.

Practically, in the manufacture of envelopes with narrow lateral flaps, it is found to be inexpedient to apply sufficient paste or other cement to the lateral flaps to cement their entire breadth of surface to the paper opposed to them in the finished envelope, on account of the difficulty that arises from any slight excess of paste that may by the pressure of folding be forced between the front and back of the envelope, and, there cementing them together, spoil the envelope.

When the extreme corners of the lateral flaps of an envelope are not pasted, they are very liable by curling inward to make an impediment to the introduction of matter into the envelope, especially if the papers about to be introduced are very nearly of the size of the envelope. It is obvious upon inspection that

this risk is avoided by the use of the extensions or continuations D and D' of the flaps C and C', because the extensions D and D' are cemented to the lapel E of the envelope and are beyond the cavity or pocket of the envelope. It will also be readily seen that a full supply of paste or other cement can be applied to the parts D and D' without risk of impairing the envelope, as would be the case were an excess of paste applied to C and C' in manner already related, for there is no necessity to fold the internal surface of the lapels against the back part of the envelope until the paste or other cement is dried or hardened.

Fig. 5 represents a form of blank having the lateral flaps C and C' on the side A, which forms the front of the envelope, and wherein the extensions D and D' of the lateral flaps C and C' are used, but instead of being pasted upon the lapel E, they are folded over and pasted upon the external surface of the back B, as shown in Fig. 6, which represents an envelope of this modified form viewed from the back, and with the lapel E open or unfolded.

I do not regard this form of construction as so desirable as that before represented and described, because it involves a necessity for a more complicated apparatus for the production thereof.

I am aware that envelopes with lapels have been made with lateral flaps attached to the face thereof, and which flaps, upon being folded, were cemented to the back thereof; also, that envelopes have been made with lapels and having lateral flaps upon both the front and back, and which flaps, being cemented together, formed objectionable tongues in the cavity of the envelope; and I am also aware that envelopes or paper bags without lapels have been made which have lateral flaps upon one side thereof and cemented to the opposite side thereof, all of which forms I do hereby distinctly disclaim; but

What I claim as my invention, and desire to secure as such by Letters Patent, is—

1. The form of envelope-blank, or the equivalent thereof, when constructed with the extensions D and D' and used substantially as hereinbefore set forth, represented, and described.

2. The forming of the narrow lateral flaps C and C' on the back of envelopes having lapels formed on the front opposite side thereof, in the manner hereinbefore set forth and described.

S. LLOYD WIEGAND.

Witnesses:

JOHN S. HOLLINGSHEAD,
WM. M. IRWIN.