

N. Ames.

Button Shanks &c.

N^o 41,969.

Patented Mar. 22. 1864.

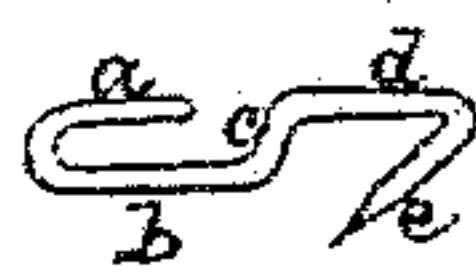


Fig: 1.




Fig: 2.



Fig: 3.



Fig: 4.



Fig: 5.

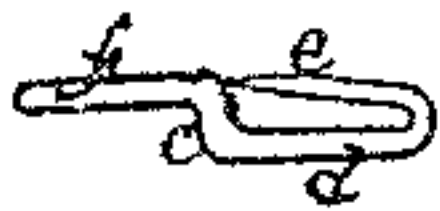


Fig: 6.



Fig: 7.



Fig: 8.

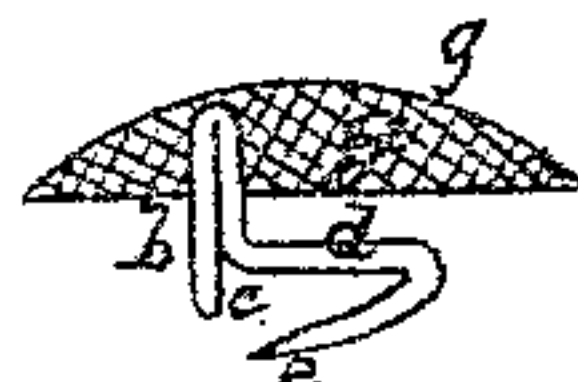


Fig: 10.

Witnesses.

*Joseph P. Woodbury
Jos. Ames*

Inventor.

N. Ames,

UNITED STATES PATENT OFFICE.

NATHAN AMES, OF SAUGUS CENTER, MASSACHUSETTS.

IMPROVEMENT IN ATTACHMENT OF BUTTONS, &c.

Specification forming part of Letters Patent No. 41,969, dated March 22, 1864.

To all whom it may concern:

Be it known that I, NATHAN AMES, of Saugus Center, in the county of Essex and State of Massachusetts, have invented a new and useful Attachment for Buttons, Hooks, and Eyes; and I do hereby declare that the following is a full, clear, and exact description of the construction and operation of the same, reference being had to the accompanying drawings, forming a part of this specification, in which—

Figure 1 is a side view of a hook, representing the pointed prong or prongs open ready to be inserted into a piece of cloth; and Fig 2 is a similar view of the same with the pointed prong or prongs bent down, as when securely attached to a piece of cloth. Fig. 3 is a perspective view of a hook, and Fig. 4 a back view or plan of the same. Figs. 5, 6, 7, and 8 are similar views of an eye. Fig. 9 is a central section of a button, *g*, attached to one of my fasteners or attachments and taking the place of a beak or catch, *a*, of a hook; and Fig. 10 is another view of a fastener attached to one side of the center of a button.

Like parts are indicated by the same letters in all the drawings.

The nature of my invention consists in so constructing buttons and analogous fastenings as to be quickly and securely attached to a garment without sewing, thereby saving a great amount of time and expense.

To enable others skilled in the art to make and use my improvement, I will now proceed to describe its construction and operation.

The catch or beak *a* and the shank *b* of the hook (see Figs. 1, 2, 3, and 4) are precisely like those in general use. At *c*, however, I make a bend or shoulder, the design of which is to cover or guard the end of the pointed prongs *e* when the latter are folded down, as shown in Fig. 2, and also to form one end of the loop or inclosure which grasps the cloth or garment to which it is attached, and thereby prevent the same from ever slipping out.

The prong *e* is pointed like a pin or needle, so as to be easily forced into cloth, and reaches, when bent down, just to the shoulder *c*, as shown in Fig. 2. These prongs *e* should be parallel with their shanks *d*, which latter should also be separated a little, as shown in Figs. 3 and 4, so that the hook, when attached, will have a wider base to keep

it in place. For some purposes, however, a single prong, as in Fig. 1, will answer as well as two.

Figs. 5, 6, 7, and 8 are views of an eye provided with pointed prongs *e*, prong-shanks *d*, and shoulders *c*, precisely like those described above as attached to hooks, *f* being the usual loop for the reception of the hook-beak *a*. Fig. 5 represents a side view of an eye with the pointed prongs *e* ready to be inserted in a garment, and Fig. 6 a similar view with the pointed prongs bent down as they are when attached to a garment. Fig. 7 is a perspective view of a finished eye ready for use, and Fig. 8 a top view or plan of the same.

Fig. 9 is a side view of my attachment—the pointed prong *e*, shank *d*, shoulder *c*, and shank *b*—applied to a button, *g*, of any description, which may be considered or used as a substitute for the beak *a* of a hook.

Fig. 10 represents another method of forming the shoulder *c*, while the shank *b* is attached to the button one side of its center, so as to more completely cover the parts *d* and *e* of the attachment.

From the above description it is obvious that my hooks, eyes, and buttons may be attached many times faster than it is possible to attach them in the usual manner—*i. e.*, by sewing. My method of attaching is also stronger than sewing. The pointed prongs *e*, being inserted in the proper place in a garment, can be bent down, as shown in Figs. 2 and 6, either by pinchers, a small hammer, or pressure from any suitable instrument.

Whenever it may be required to take off a hook, eye, or button, it can be readily done by simply prying up the prongs *e* with the point of a knife or other suitable tool.

Having thus described the construction and operation of my invention, what I claim as new, and desire to secure by Letters Patent, is—

As an attachment of buttons, hooks, and eyes, and other analogous objects, the shank or shanks *d*, prong or prongs *e*, and shoulder or shoulders *c*, substantially as and for the purpose described.

NATHAN AMES.

Witnesses:

JOSEPH P. WOODBERRY,
JAS. AMES.