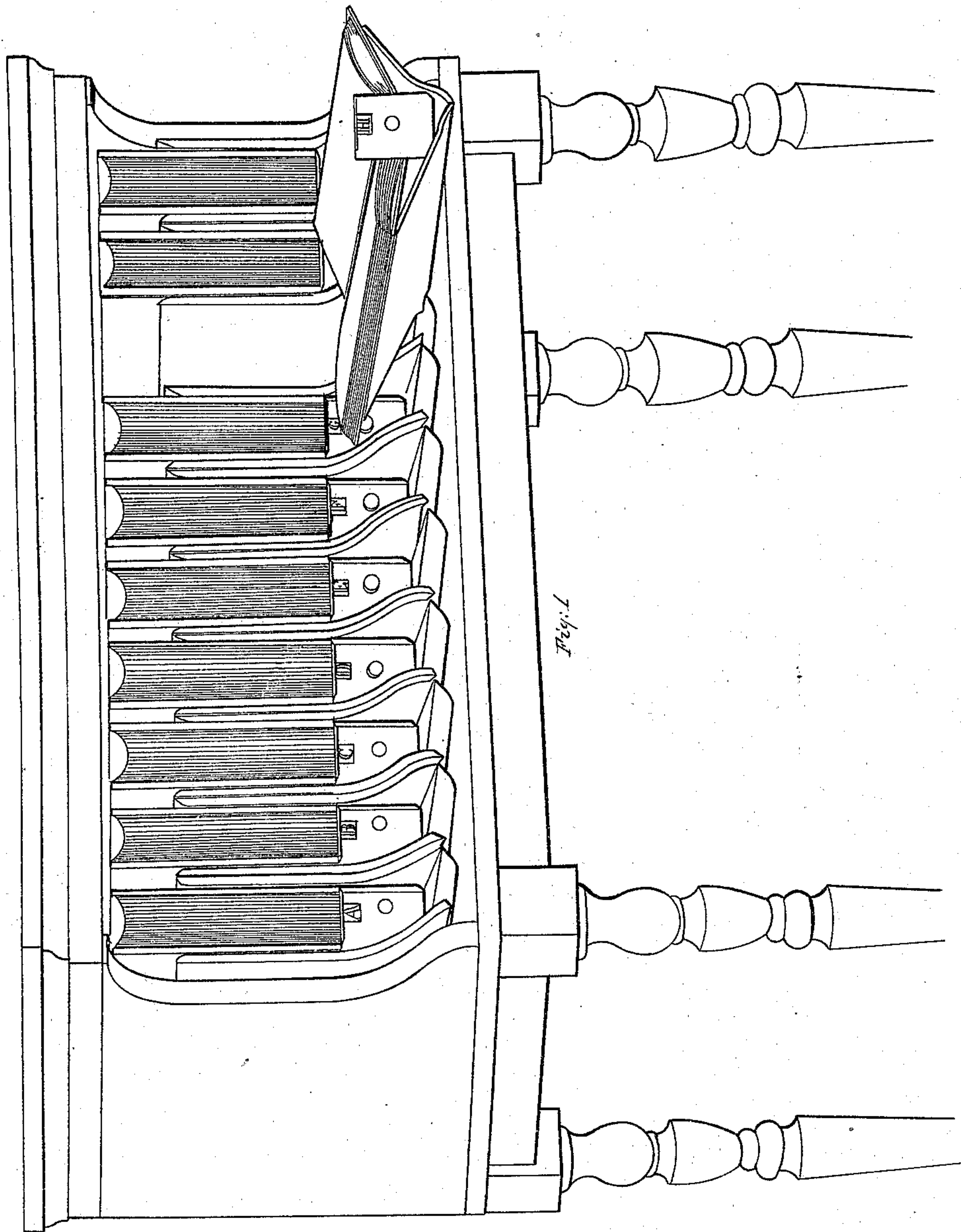


*W. H. Somers. Sheet 1 of 2 Sheets.*  
*Book Support.*  
*N<sup>o</sup> 39,503. Patented Aug. 11, 1863.*



*Witnesses:*

*Alfred Dorman*  
*Lewis A. McLean*

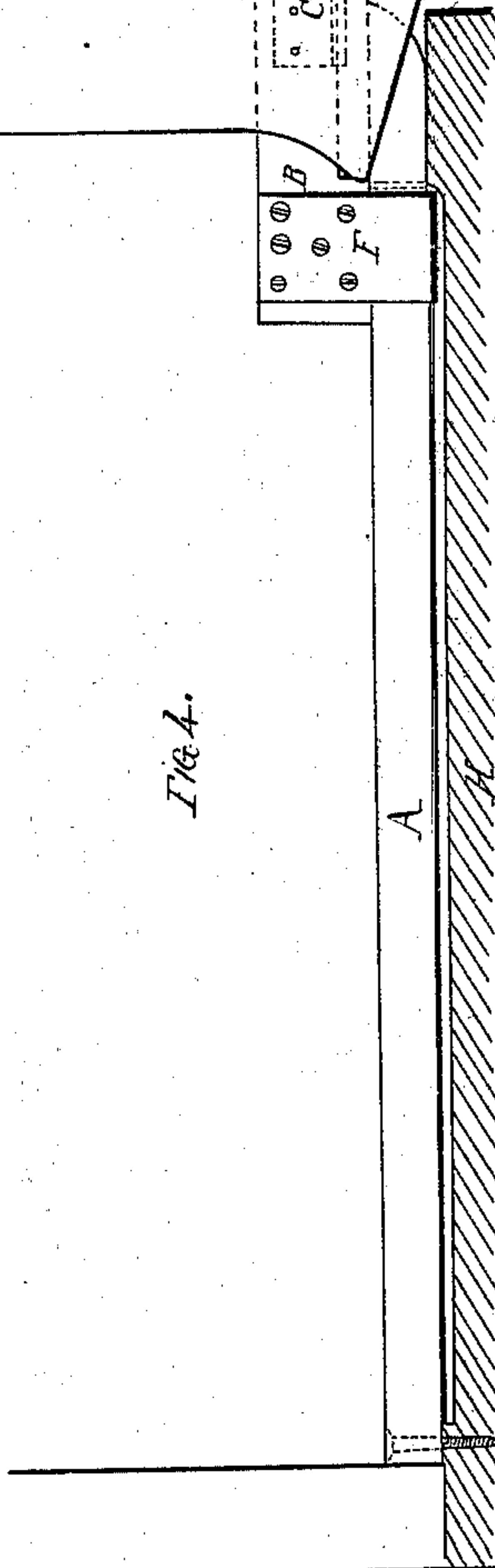
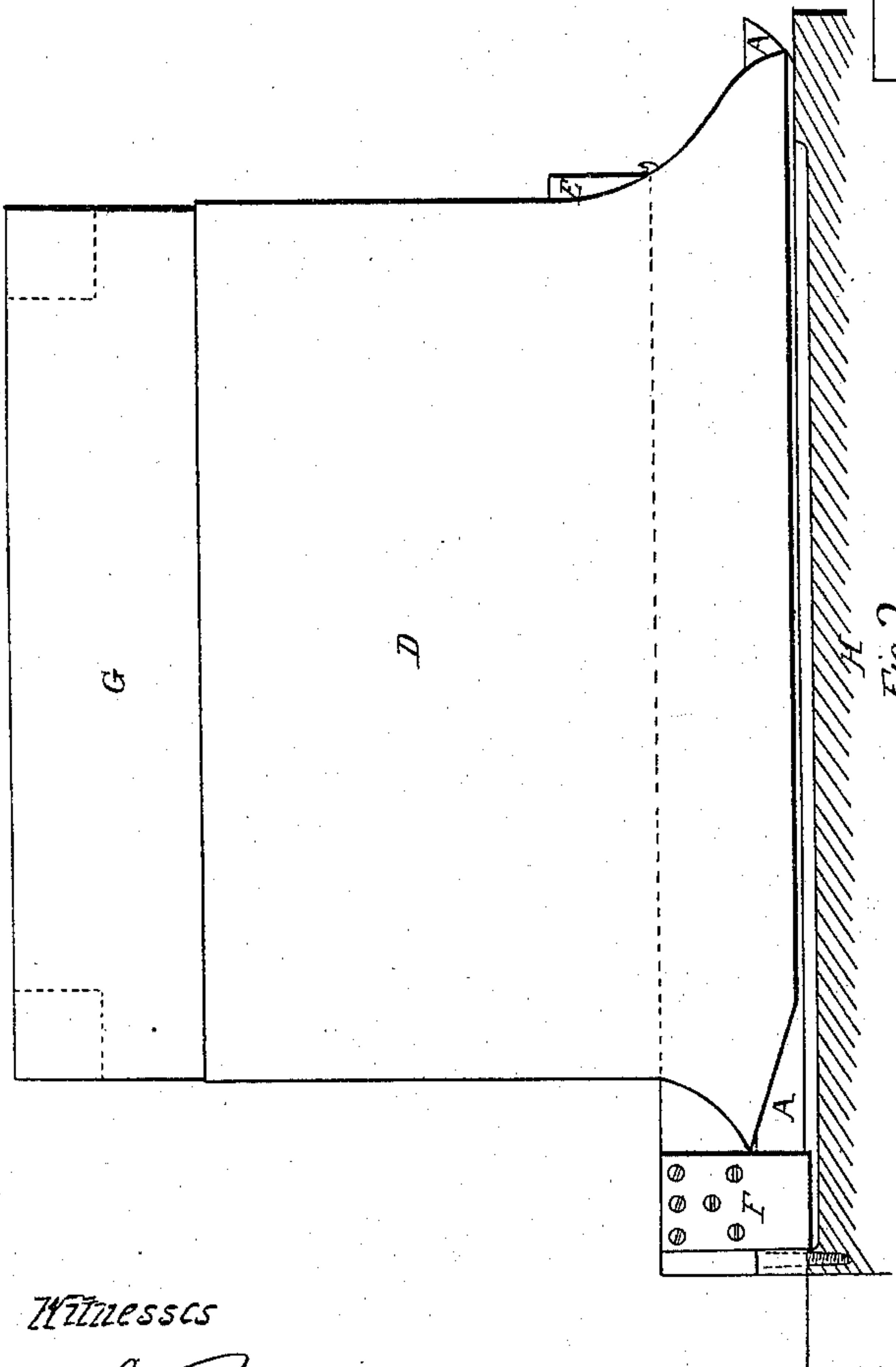
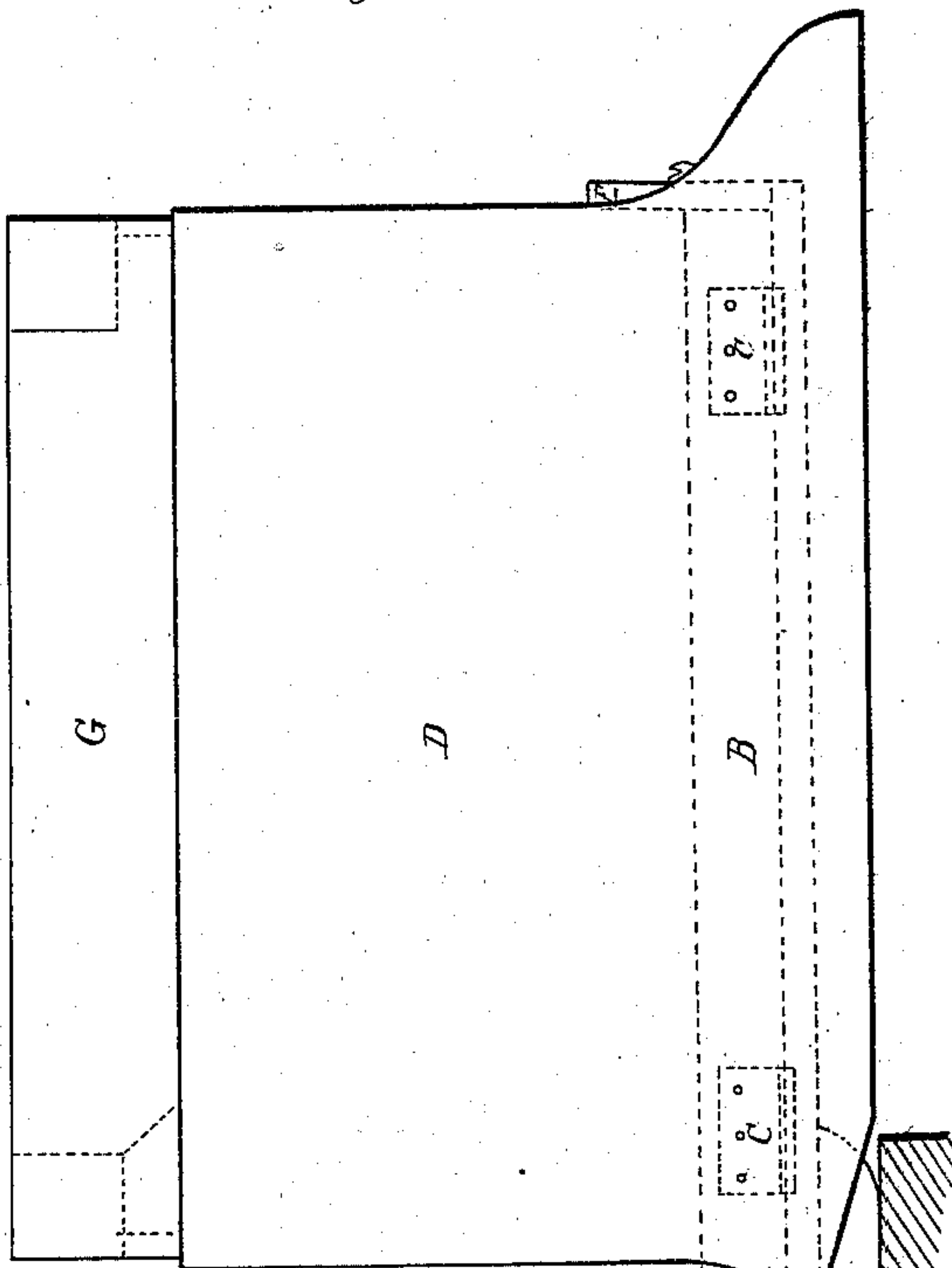
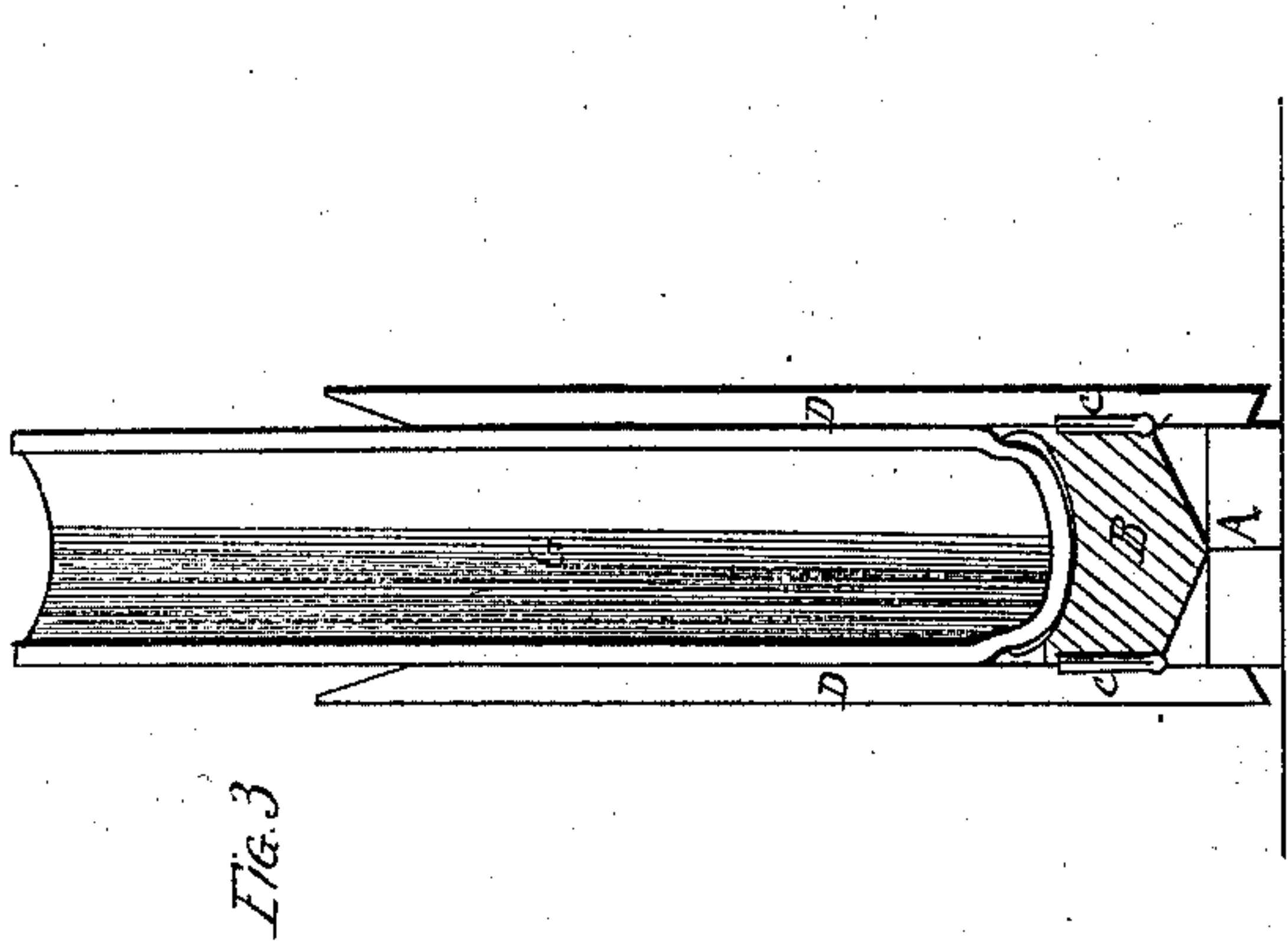
*Inventor*

*W. H. Somers*

W. H. Somers. Sheet 2. 2 Sheets.  
Book Support.

N<sup>o</sup> 39,503.

Patented Aug. 11, 1863.



Witnesses

Alex. Brown  
Lewis A. McLean

Inventor

W. H. Somers

# UNITED STATES PATENT OFFICE.

WILLIAM H. SOMERS, OF URBANA, ILLINOIS.

## CASE FOR RECORD-BOOKS.

Specification forming part of Letters Patent No. **39,503**, dated August 11, 1863.

*To all whom it may concern:*

Be it known that I, WILLIAM H. SOMERS, of Urbana, in the county of Champaign and State of Illinois, have invented a new and useful device for protecting and facilitating the use of records, ledgers, shipping-books, and other large books; and I do hereby declare that the following is a clear, full, and exact description of the construction and operation of the same, reference being had to the annexed drawings, making a part of this specification, in which—

Figure 1 is a perspective view; Fig. 2, a side or longitudinal elevation; Fig. 3, a vertical section; Fig. 4, the longitudinal elevation extended so as to show the operation of the drawer, which embodies the principle herein claimed.

Letter A is a slide-bar, having a wedge-shaped end, giving it a lever power when used in closing the drawer by means of passing between the lower projection of the sides *d d* of the drawer, connected with the bottom B thereof by hinges C C.

Letter B represents the base or bottom of the drawer, which is concaved upon the upper side for the purpose of fitting it to the bind-

ing of the book. The under side is beveled, to admit of the opening the sides of the drawer D D, as represented in Fig. 1.

Letter E represents a cap, which is fastened to the front end of the drawer.

Letter F represents a band connecting the drawer with the slide-bar A, which is attached by means thereof to the bottom of the same, and upon which the drawer containing the record slides in and out of the case.

The lever introduced may be modified and changed in various ways so as to prevent friction, &c., by the introduction of rollers, iron casing, &c., and I hereby claim the benefit of said modification and changes so far as the lever power of the drawer is concerned.

I claim—

In the construction of a drawer for holding record and other books, the method of opening and closing the same, with the record, by means of the lever A, operating to close the drawer by the act of sliding into the case, substantially as shown and described.

W. H. SOMERS.

Witnesses:

WM. B. WEBBER,  
L. A. McLEAN.