

W. P. Miller,

Bed Bottom,

N^o 38,834.

Patented June 9, 1863.

Fig: 3.

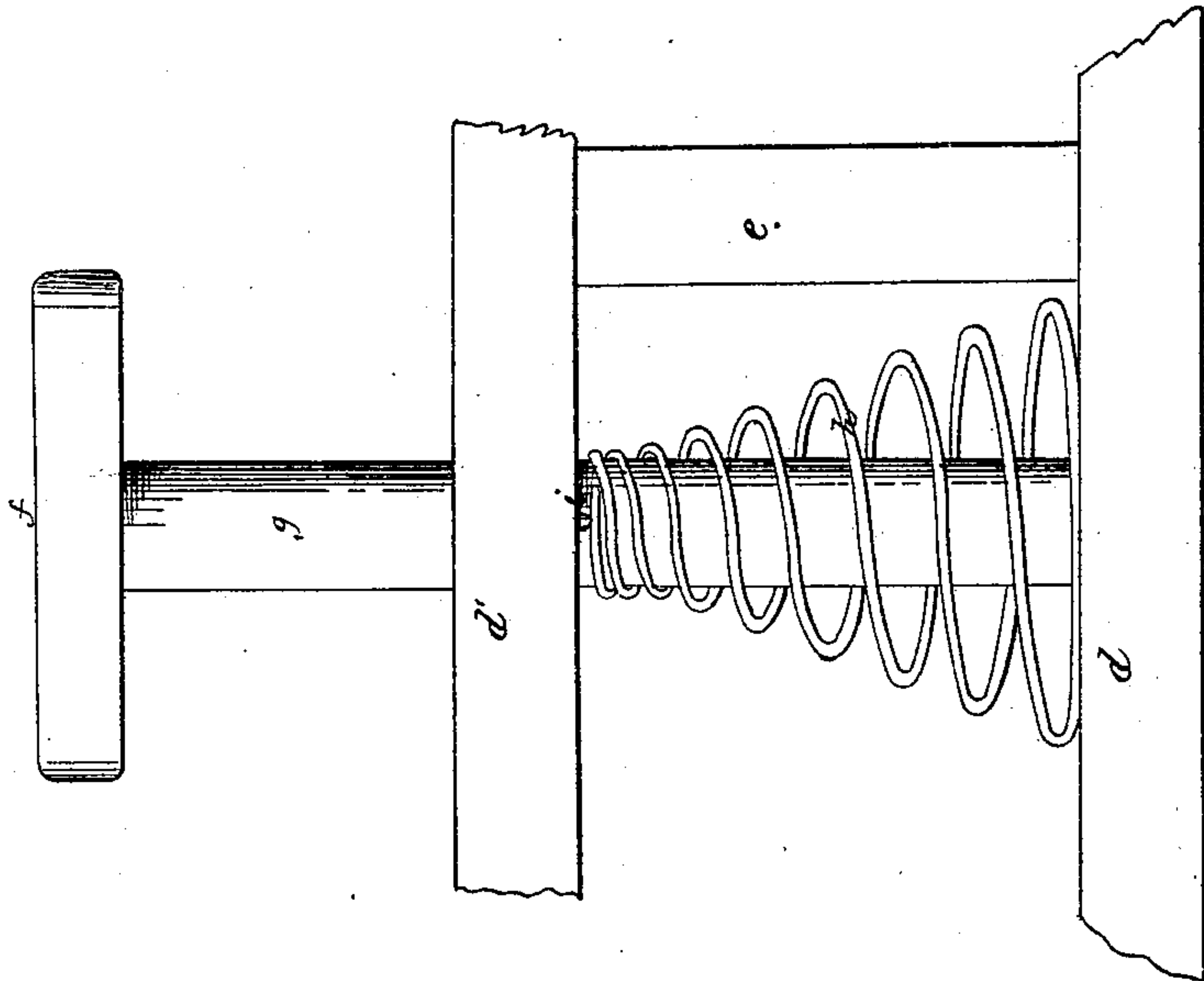


Fig: 1.

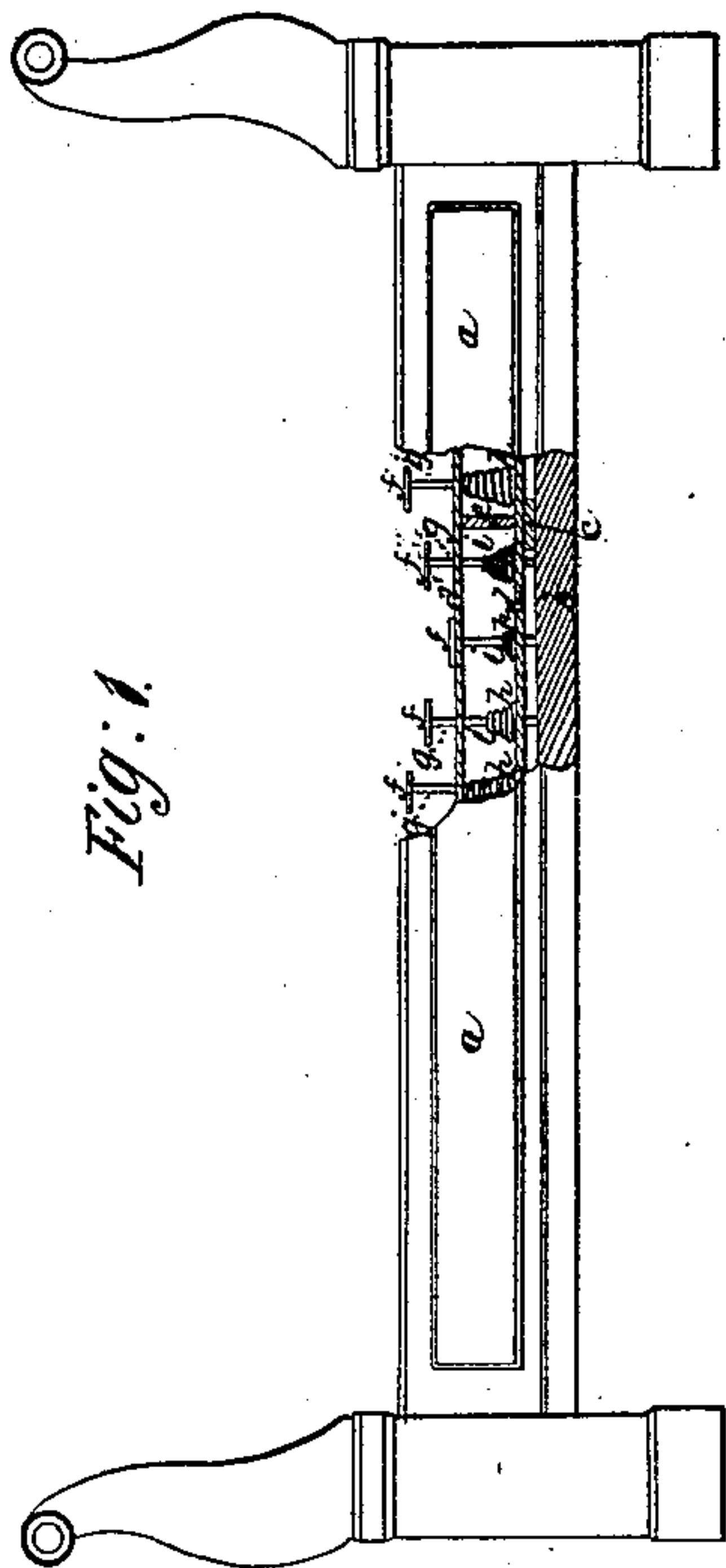



Fig: 2.



Witnesses;
Gustavus E. Matile.
Albert C. Clark.

Inventor;
Warren, P. Miller.

UNITED STATES PATENT OFFICE.

WARREN P. MILLER, OF MARYSVILLE, CALIFORNIA.

IMPROVED SPRING-BED.

Specification forming part of Letters Patent No. 38,834, dated June 9, 1863.

To all whom it may concern:

Be it known that I, WARREN P. MILLER, of the city of Marysville, Yuba county, and State of California, have invented a new and Improved Mode of Constructing Spring-Beds and Chair-Seats; and I do hereby declare that the following is a full, clear, and exact description of the construction and operation of the same, reference being had to the annexed drawings, making a part of this specification, in which—

Figure 1 is a side view of a bedstead, with a portion of the rail removed to show the position and arrangement of the springs, slide-bars, guides, and supports. Fig. 2 is a top view of a spring-bed. Fig. 3 is a design of a spring and slide-bar, with cap on top, together with the guides through which the slide-bar passes.

Like letters refer to like parts on the several drawings.

Letters *a a* is the rail of the bedstead; letters *b b*, a piece of wood attached to and projecting from the inside of the rail; letters *c c*, slats for the support of the bed; letters *d d'*, guides through which the slides pass; letters *e e*, pieces between the guides; letters *f f*, caps fixed on the top of slide bars *g g*; letters *g g*, sliding bars; letters *h h*, springs; letters *i i*, pins; letters *j j*, posts of bedstead.

To construct a spring-bed on this plan, I prepare the guide-pieces *d d'*, with the necessary holes through the same, and attach them to the pieces *e e*, in position so that the holes are exactly one above the other. The sliding bars *g g* and caps *f f*, are turned from different pieces and the cap attached by means of a tenon on the top of the bar. The bar is a little less in diameter than the hole through the guides, in order that the bar may move freely. The spring is made of wire formed

around a cylinder made for that purpose. The slide-bar is pierced to receive the pin *i*, then inserted into the holes through the guides and also through the springs, and the pin *i* is then driven through the bar above the spring and below the upper guide, *d'*. It will now be readily understood that if force is applied to the cap that the spring will be compressed, and when the force is removed the spring will return the cap to its former position. The cap *f* is made to touch the upper guide, *d'*, before the spring is fully compressed. Thus the spring is protected from injury. The mattress rests upon the caps *f f*.

I am aware that spring-beds have before been constructed with independent capped rods working in sockets. The superiority of my invention consists in the use of the upper guide-bars, *d'*, above the tops of the springs, and the connecting-standards *e*, serving the combined purposes of supporting the rods firmly against lateral deflection, maintaining the springs in vertical positions and protecting the springs from crushing, the depression of the rods *g* being limited by the caps *f* coming in contact with the upper guide-bars, *d'*.

Having thus described my invention, what I claim as new therein, and desire to secure by Letters Patent, is—

The combination of the upper guide-bars, *d'*, and connecting-standards *e*, with the lower guides, *d*, independent rods *g*, caps *f*, and springs *h*, the latter being confined between the upper and lower guides, and all arranged and operating in the manner and for the purposes specified.

WARREN P. MILLER.

Witnesses:

GUSTAVUS E. MATILE,
ALBERT C. CLARK.