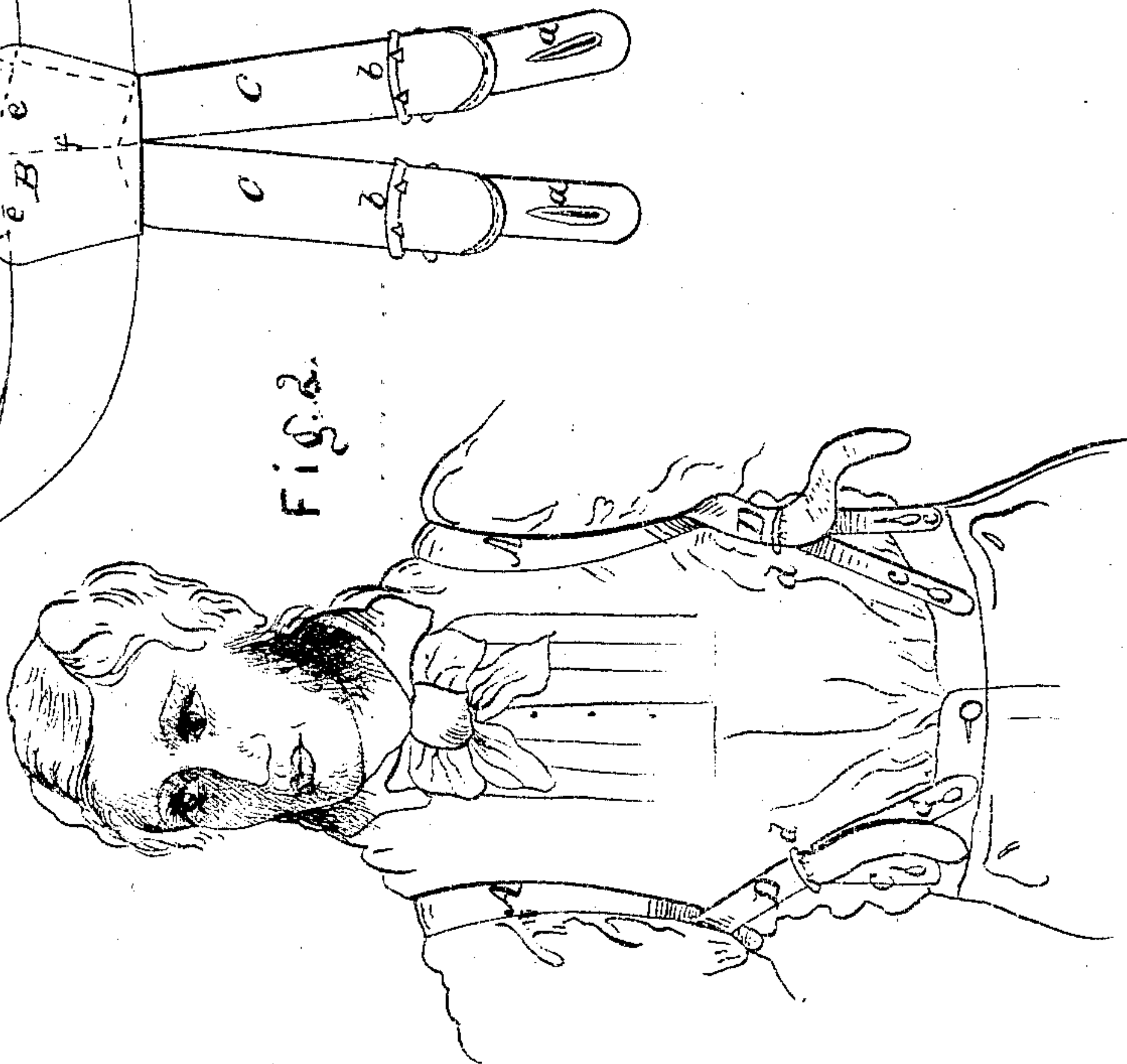
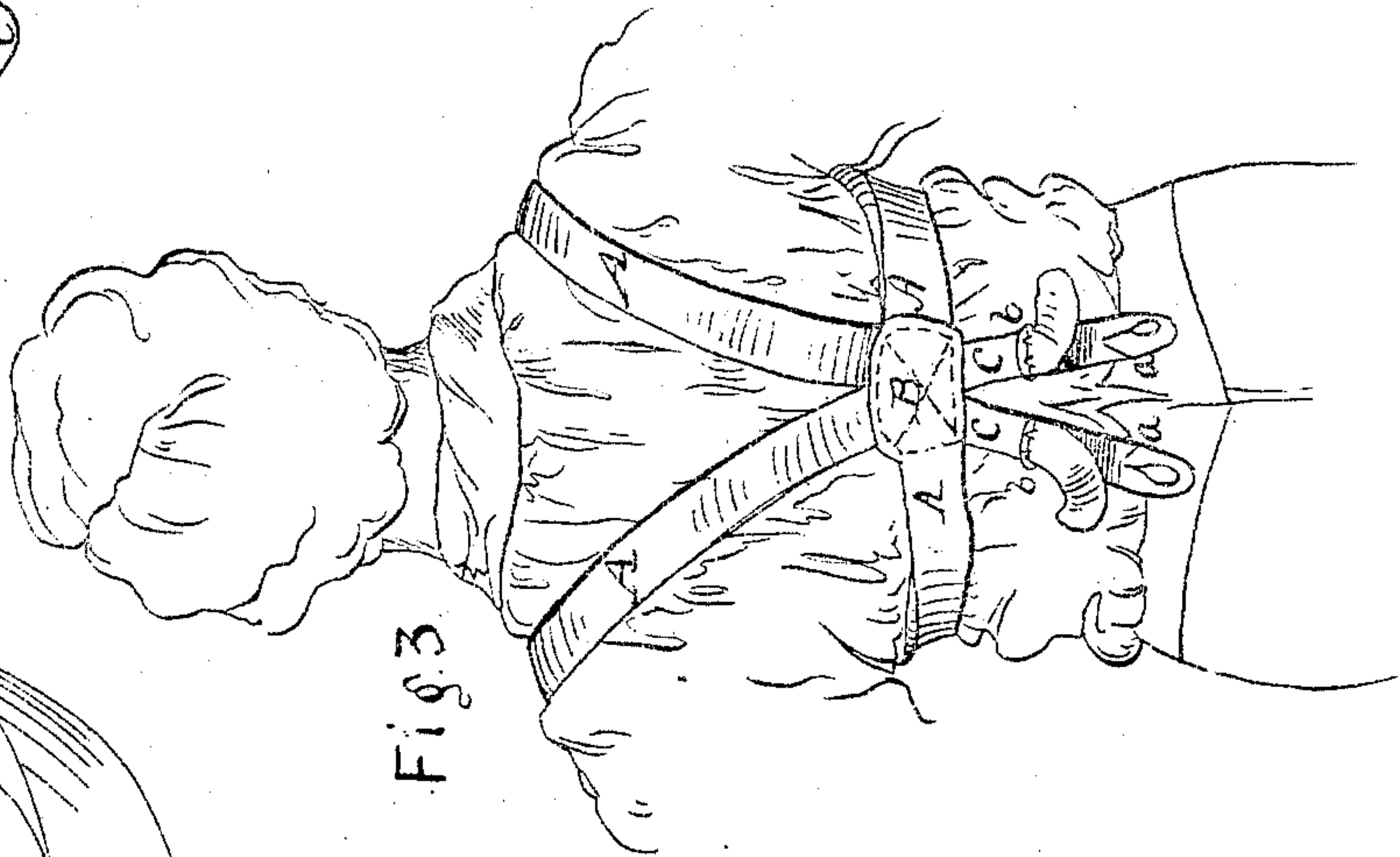
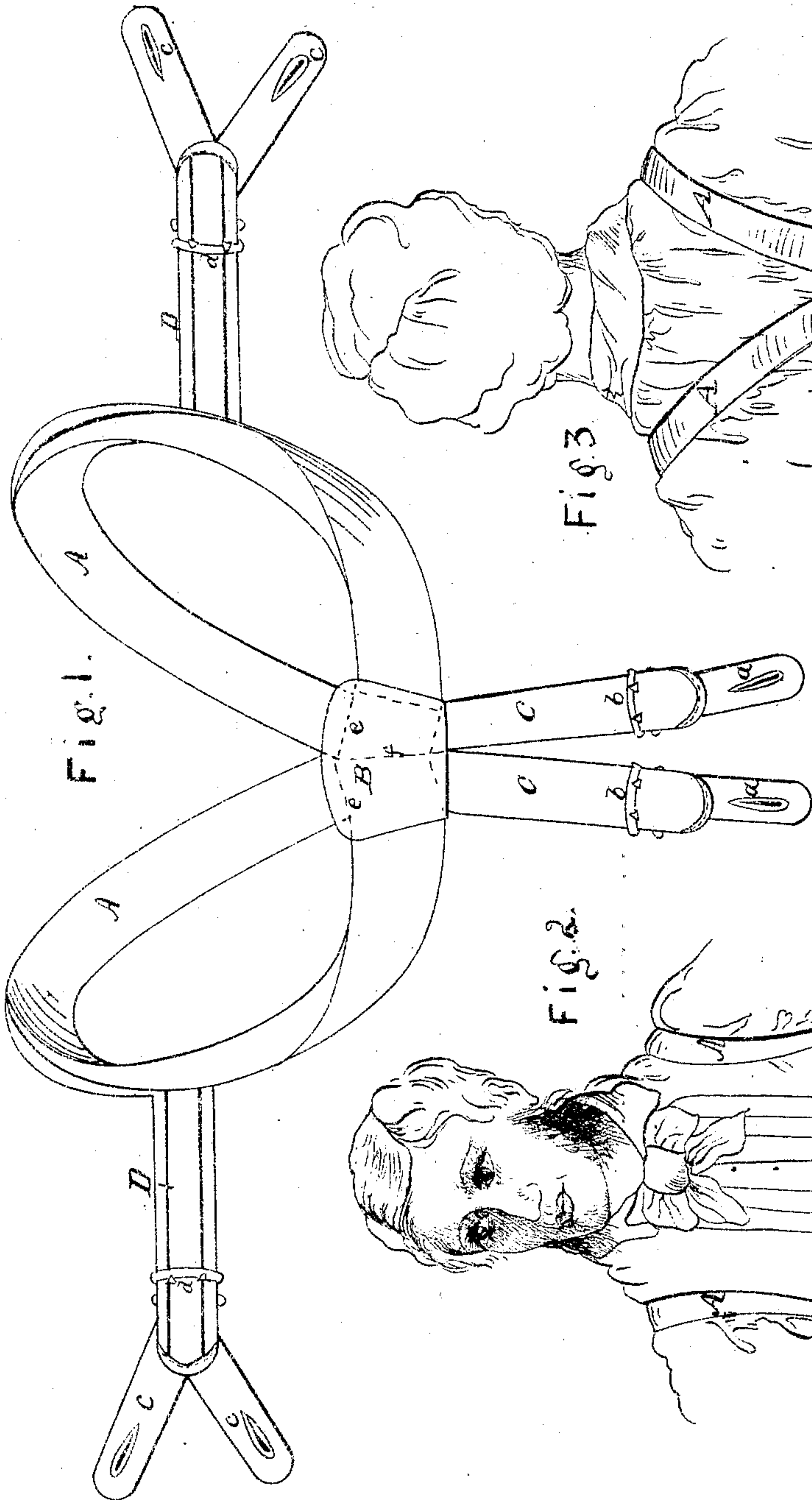


*D. W. Canfield.*

*Suspenders.*

*Nº 37149*

*Patented Dec. 16, 1862.*



*Witnesses*

*Timothy Shine*  
*W. S. Partridge*

*Inventor.*

*D. W. Canfield*

# UNITED STATES PATENT OFFICE.

DAVID W. CANFIELD, OF NEW YORK, N. Y.

## IMPROVEMENT IN COMBINED SHOULDER-BRACE AND SUSPENDER.

Specification forming part of Letters Patent No. **37,149**, dated December 16, 1862.

*To all whom it may concern:*

Be it known that I, DAVID W. CANFIELD, of No. 486 Broadway, in the city, county, and State of New York, have invented a new and useful Improvement in the Combined Shoulder-Brace and Suspender; and I do hereby declare that the following is a full, clear, and exact description of the same, reference being had to the accompanying drawings, forming part of this specification, in which—

Figure 1 is a plan view of a shoulder-brace and suspender with my improvement, representing them spread out to illustrate the invention. Figs. 2 and 3 are respectively a front and a back view, showing the application of the invention.

Similar letters of reference indicate corresponding parts in the several figures.

This invention consists in a novel mode of arranging and combining the several straps and pieces of which the combined shoulder-brace and suspender is composed, whereby it is made to serve as an effective shoulder-brace and to support the pantaloons or other garment with greater ease and comfort to the wearer than with the arrangements of parts in common use, and is rendered more perfectly adjustable.

To enable others to construct and apply my invention, I will proceed to describe its construction and operation.

A A are the shoulder straps, each made of a separate piece of elastic webbing, and having their several ends united by sewing together,

as shown at *e f* in Fig. 1, and having their union strengthened by sewing onto them a piece of stout cloth, B, which comes in the middle of the back when the article is in wear, as shown in Fig. 2.

C C are the back-straps, sewed to the lower parts of A A, close to where the latter are joined together, and having their union with A A further strengthened by stitching to the piece B. These straps serve at the same time to suspend the back part of the garment and to keep the back parts of the shoulder-straps in place. They are furnished with loops or end pieces, *a a*, which are adjustable by means of buckles, *b b*.

D D are the front suspending-straps, sewed to the front parts of the shoulder-straps in a suitable position for the suspension of the front portion of the garment, and furnished with double end pieces, *c c*, adjustable by buckles *d d* to vary their effective length.

The straps C C, like the shoulder-straps, are made of elastic webbing, but D D should be inelastic or but slightly elastic.

What I claim as my invention, and desire to secure by Letters Patent, is—

The combined shoulder-brace and suspender, composed of the shoulder-straps A A, back straps, C C, front straps, D D, and end pieces, *a a* and *c c*, the whole arranged and combined as herein set forth.

D. W. CANFIELD.

Witnesses:

TIMOTHY SHINE,  
M. S. PARTRIDGE.