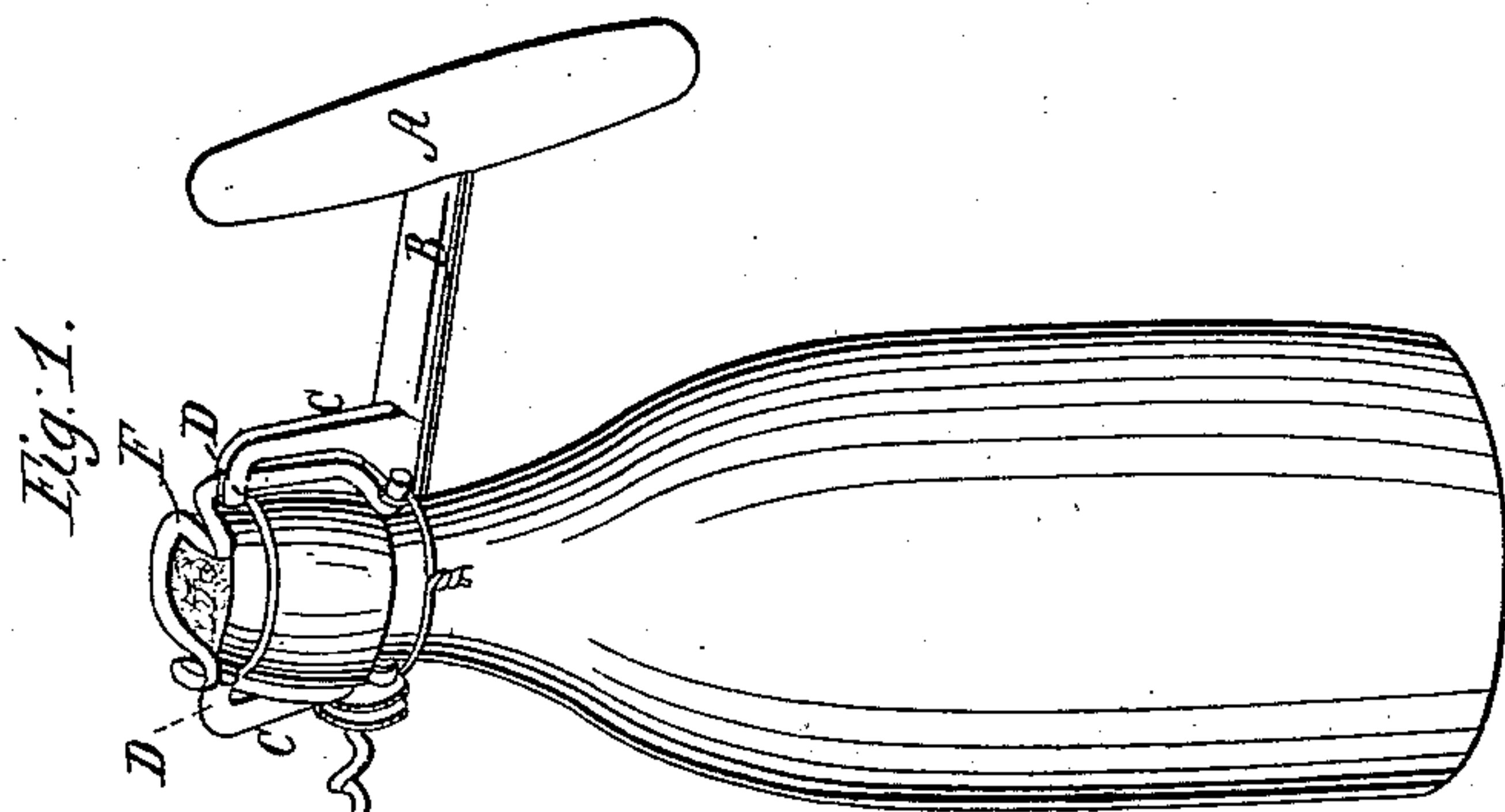
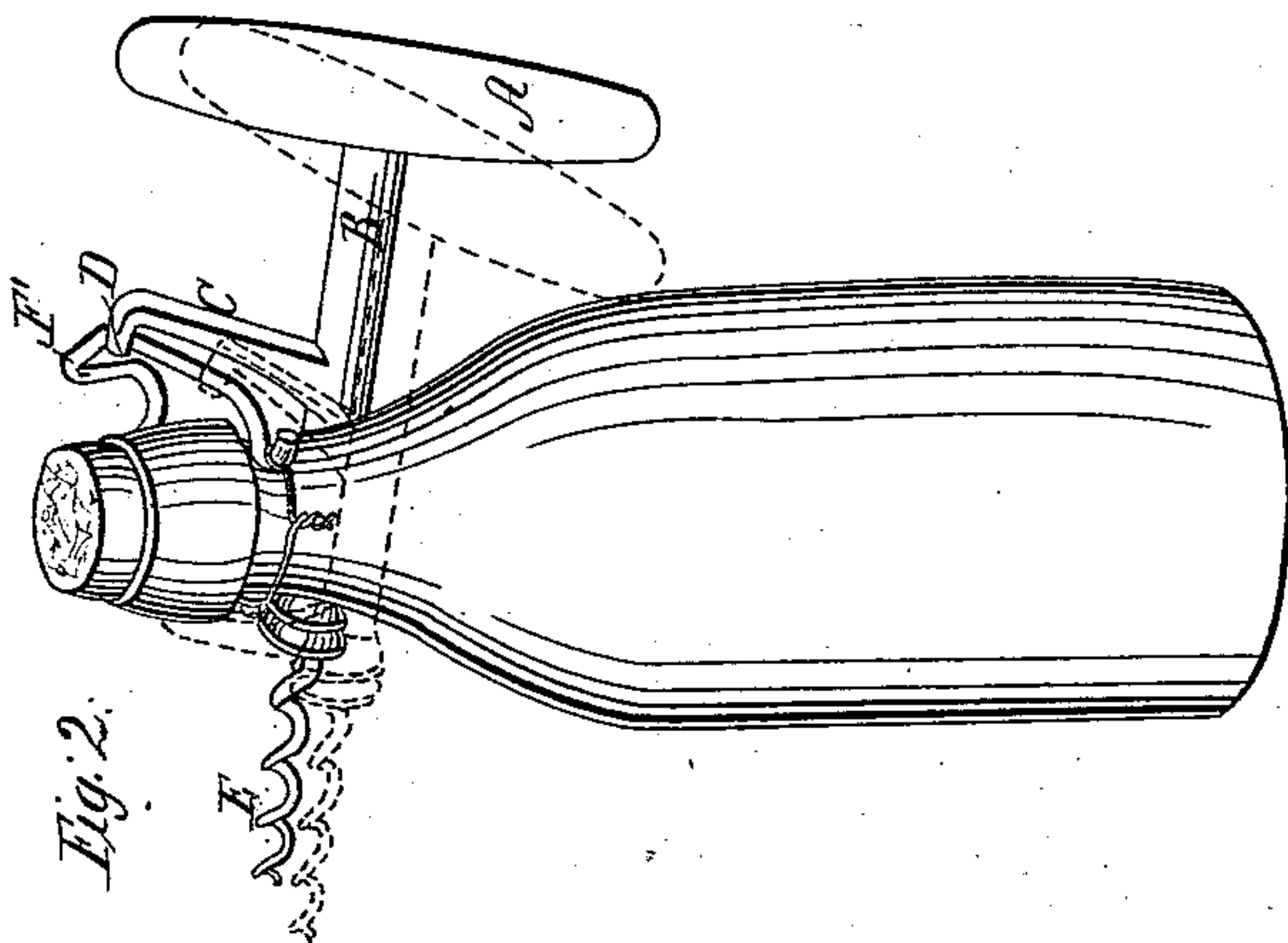
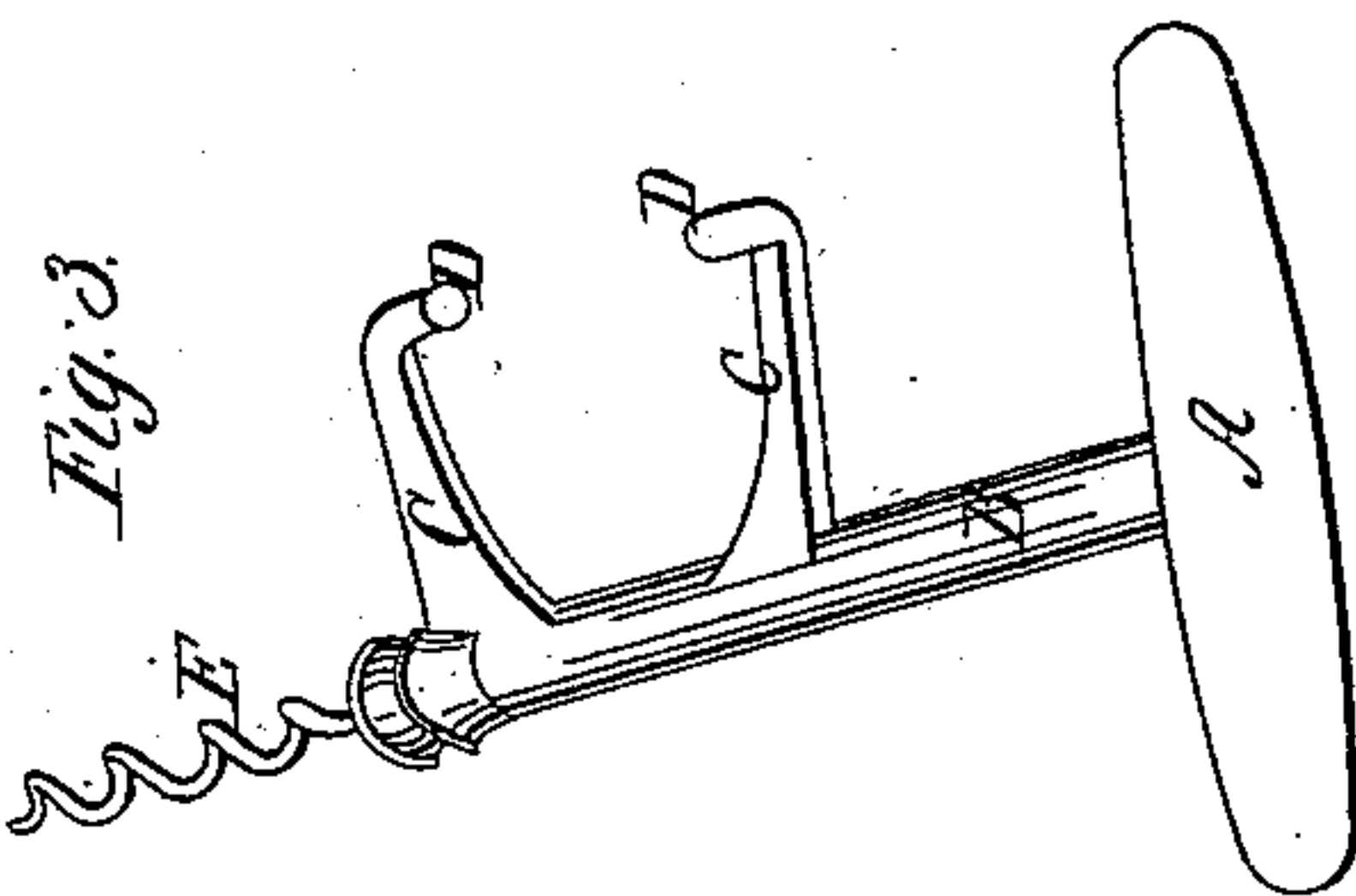


*H. W. Putnam,*

*Corkscrew,*

*N<sup>o</sup> 36,528*

*Patented Sept. 23, 1862.*



*Witnesses;*  
*W. H. Burridge*

*Henry Gott*

*Inventor;*  
*H. W. Putnam*

# UNITED STATES PATENT OFFICE.

H. W. PUTNAM, OF CLEVELAND, OHIO.

## IMPROVED KEY AND CORKSCREW FOR BOTTLE-FASTENERS.

Specification forming part of Letters Patent No. 36,528, dated September 23, 1862.

*To all whom it may concern:*

Be it known that I, H. W. PUTNAM, of Cleveland, in the county of Cuyahoga and State of Ohio, have invented new and useful Improvements in Key and Corkscrew Combined for Securing and Releasing the Putnam Bottle-Fastener; and I do hereby declare that the following is a full and complete description of the construction and operation of the same, reference being had to the accompanying drawings, making part of this specification, in which—

Figure 1 is a perspective view of a bottle with my patent cork-fastener and improved key and corkscrew combined and in position for releasing the fastener. Fig. 2 is a perspective view of the same, showing the cork-fastener thrown back by the action of the key; and Fig. 3 is a perspective view of the corkscrew and key combined.

My invention relates to a combined key and corkscrew in one instrument for securing and releasing my patent bottle cork-fastener and for drawing the cork. In the use of my fastener I have found it difficult to shove the fastener upon the cork or to remove it when on by the fingers alone, and for the purpose of accomplishing these objects with greater ease I have devised this improvement.

Generally, in the use of my fastener a corkscrew is needed to draw the cork after the fastener is released, and hence the combination of the key and corkscrew.

Fig. 3 represents the combined key and corkscrew. A is the handle. B is the shaft or bar. C C represent arms projecting from the shaft

in lines parallel with each other and at right angles to the shaft. The ends of these arms are turned inward toward each other, forming the nibs D D. The arms are far enough apart to allow the neck of the bottle to pass between them, and the distance between the points of the nibs is equal to or greater than the thickness of the cork. In the end of the shaft B is placed an ordinary corkscrew, E.

The fastener is shown at F F' in Figs. 1 and 2. At F, Fig. 1, it is shown embracing the top of the cork, thus holding it in the bottle. The key is also represented in this figure in the proper position to release the fastener from its hold upon the top of the cork, and at F' in Fig. 2 the positions of the key and fastener are shown after the key is shoved back. Now by turning the key a little forward it is released, and the screw can be used as an ordinary corkscrew for drawing the cork. In replacing to its former position (seen in Fig. 1) the instrument is changed to the opposite side of the neck of the bottle, as indicated by the dotted lines in Fig. 2. In both cases the neck of the bottle becomes the fulcrum for the key.

What I claim as my invention, and desire to secure by Letters Patent, is—

The arms C C and nibs D D, in combination with a corkscrew, constructed and operating as and for the purpose herein set forth.

H. W. PUTNAM.

Witnesses:

W. H. BURRIDGE,  
HENRY VOTH.