

MERRILL & ROWE.

Foot Warmer.

No. 35,532.

Patented June 10, 1862.

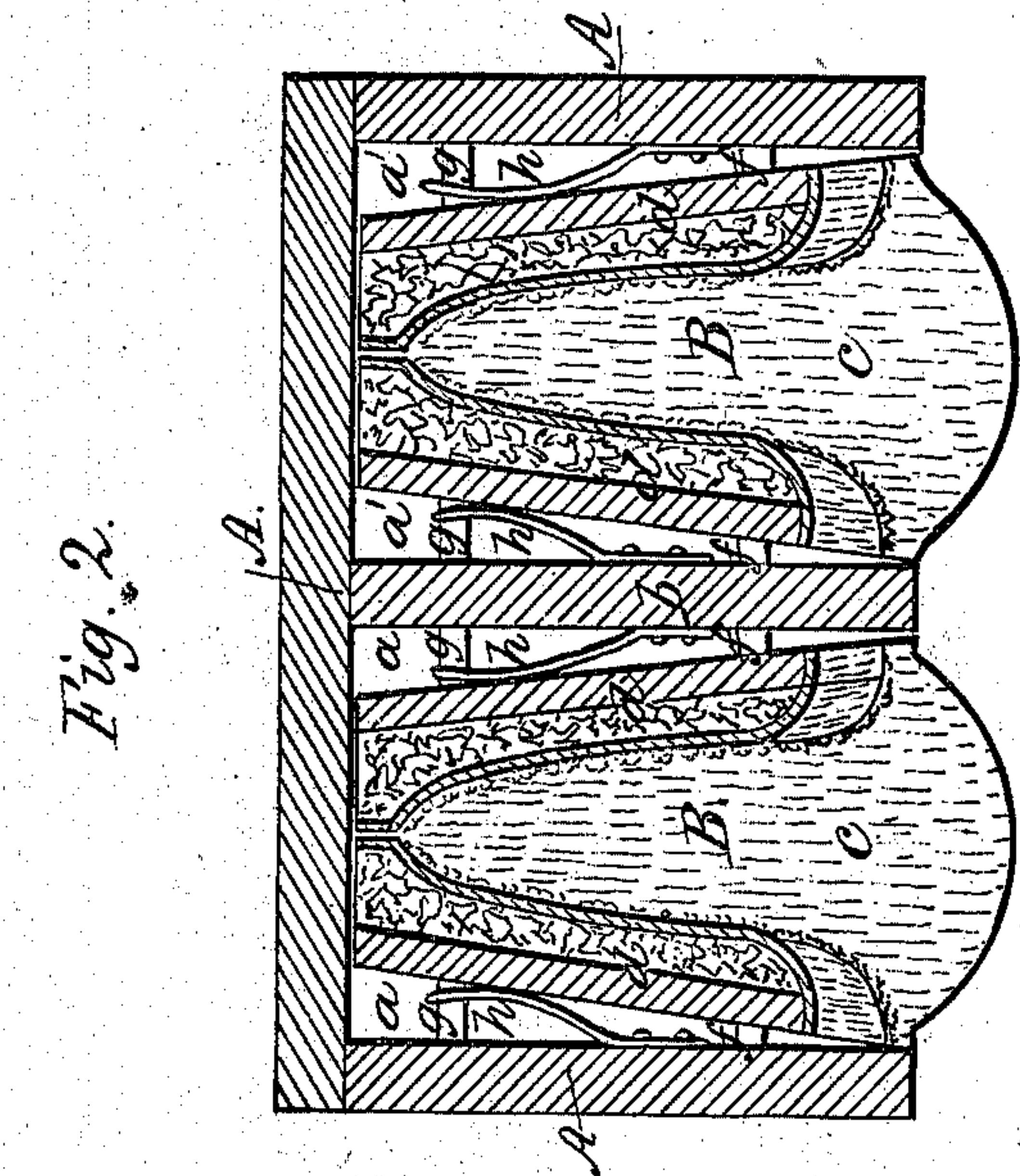


Fig. 2.

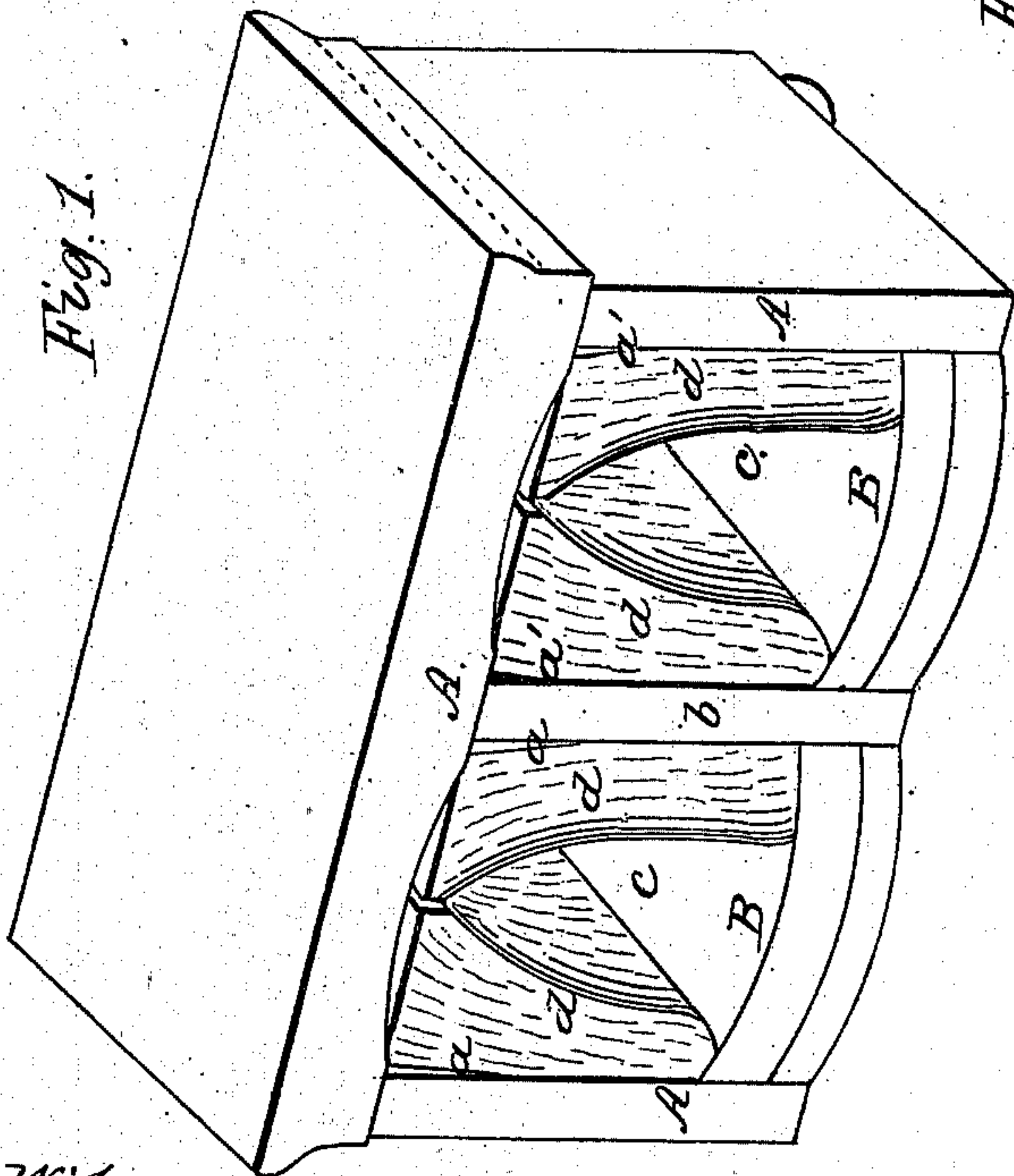


Fig. 1.

Witnesses.

R. H. Eddy.
W. H. Levi

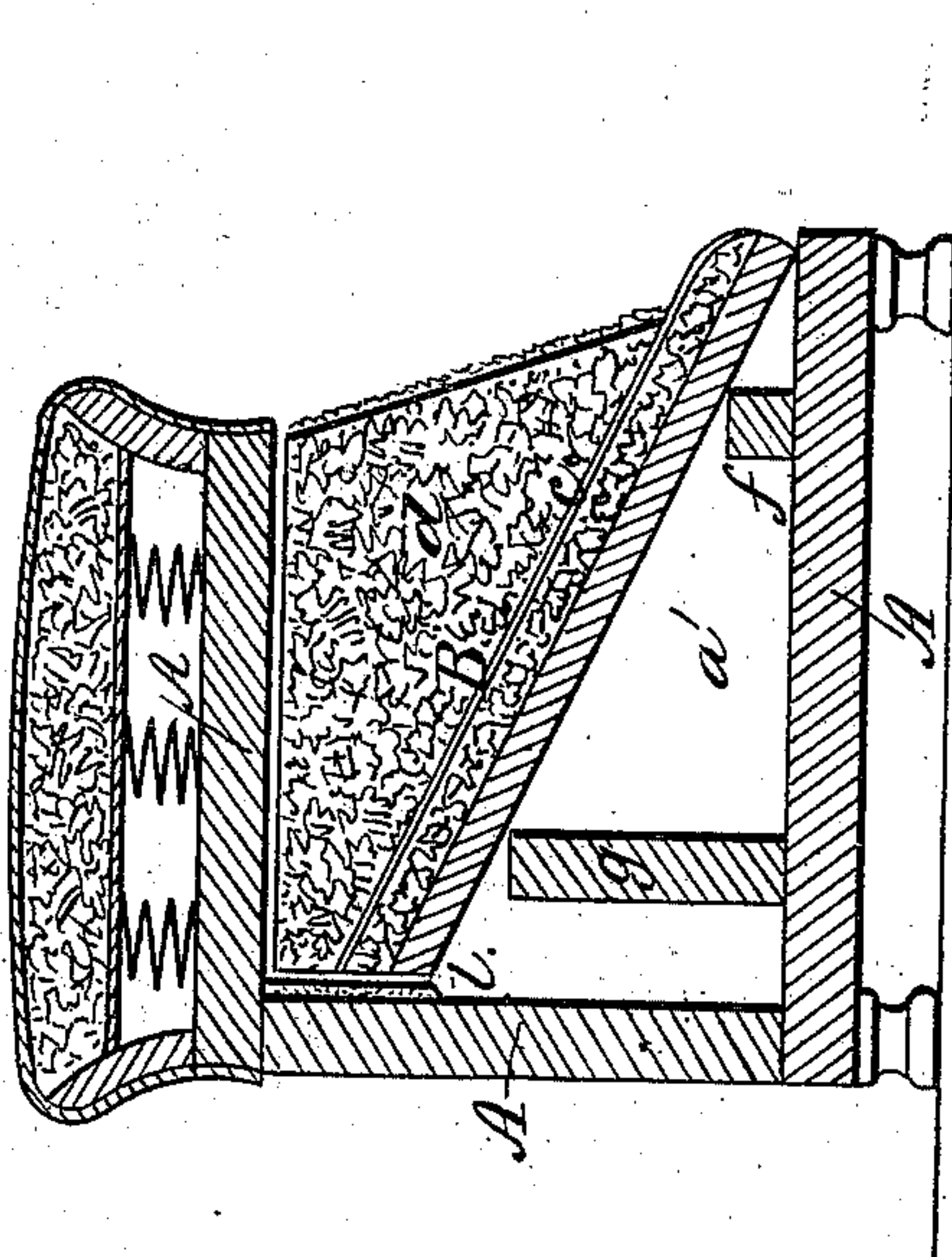


Fig. 3.

Inventor
Joseph H. Merrill
John H. Byrse

Merrill & Rowe,

Foot Warmer.

No. 35,532.

Patented June 10, 1862.

Fig. 5.

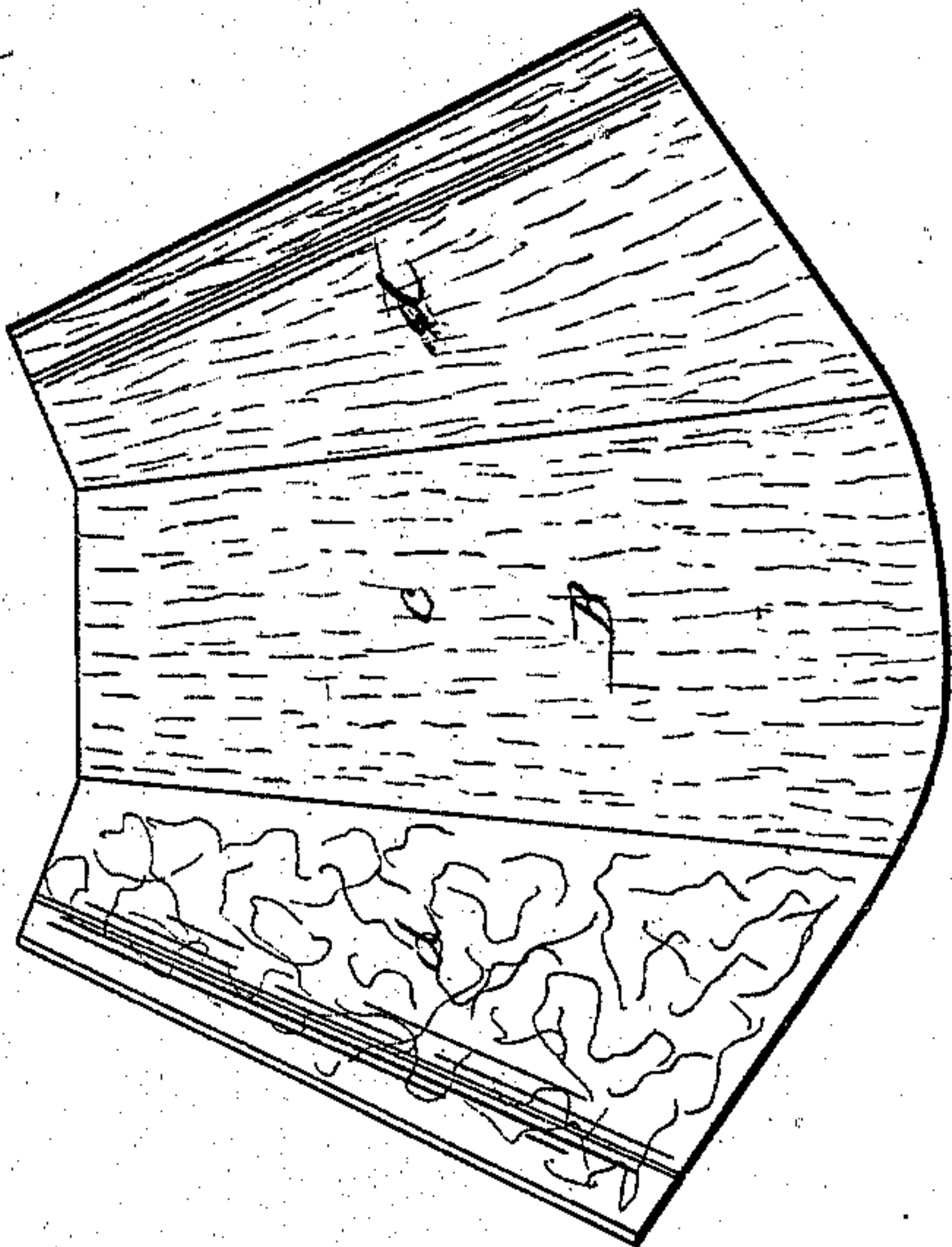


Fig. 4.

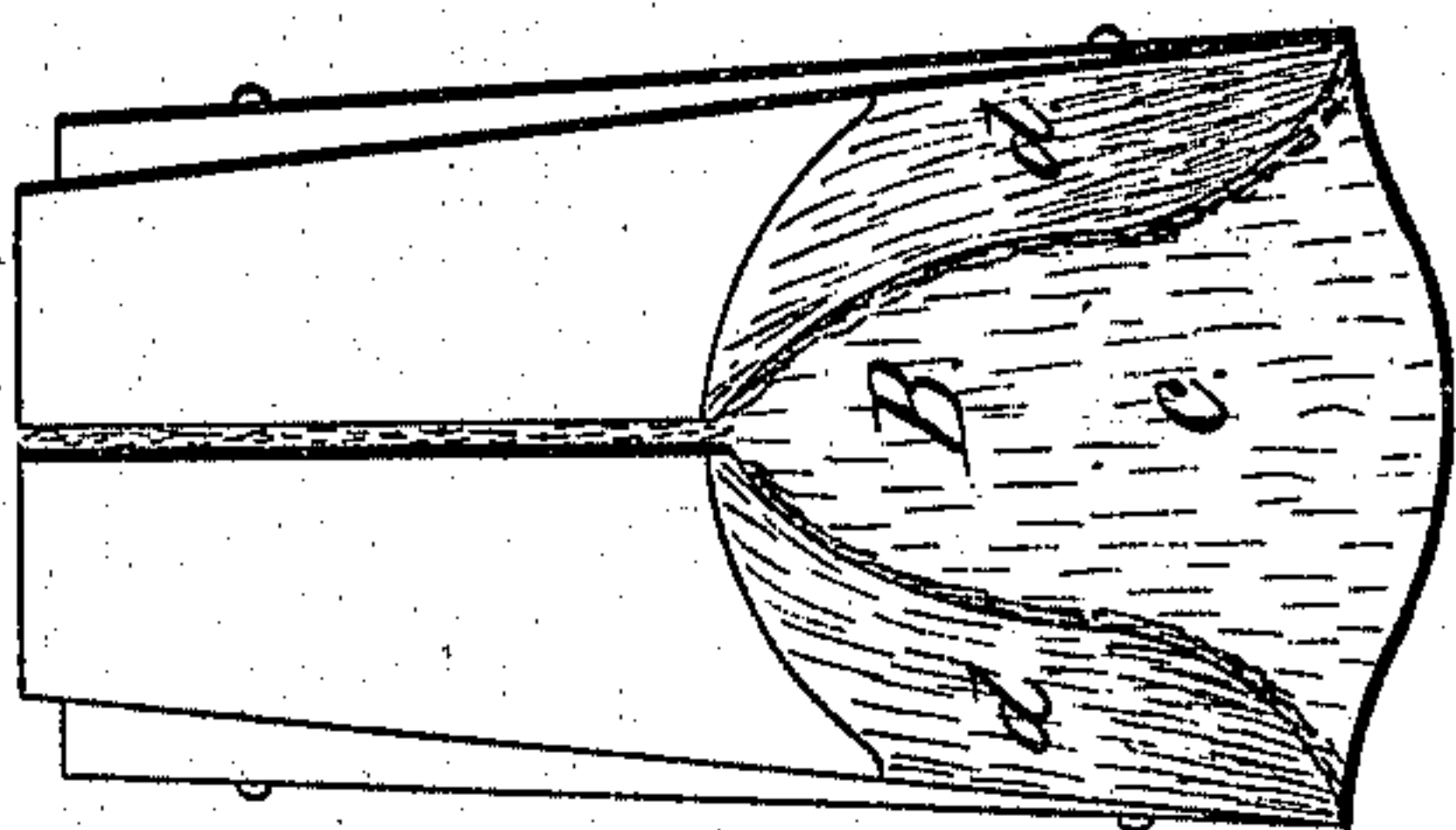
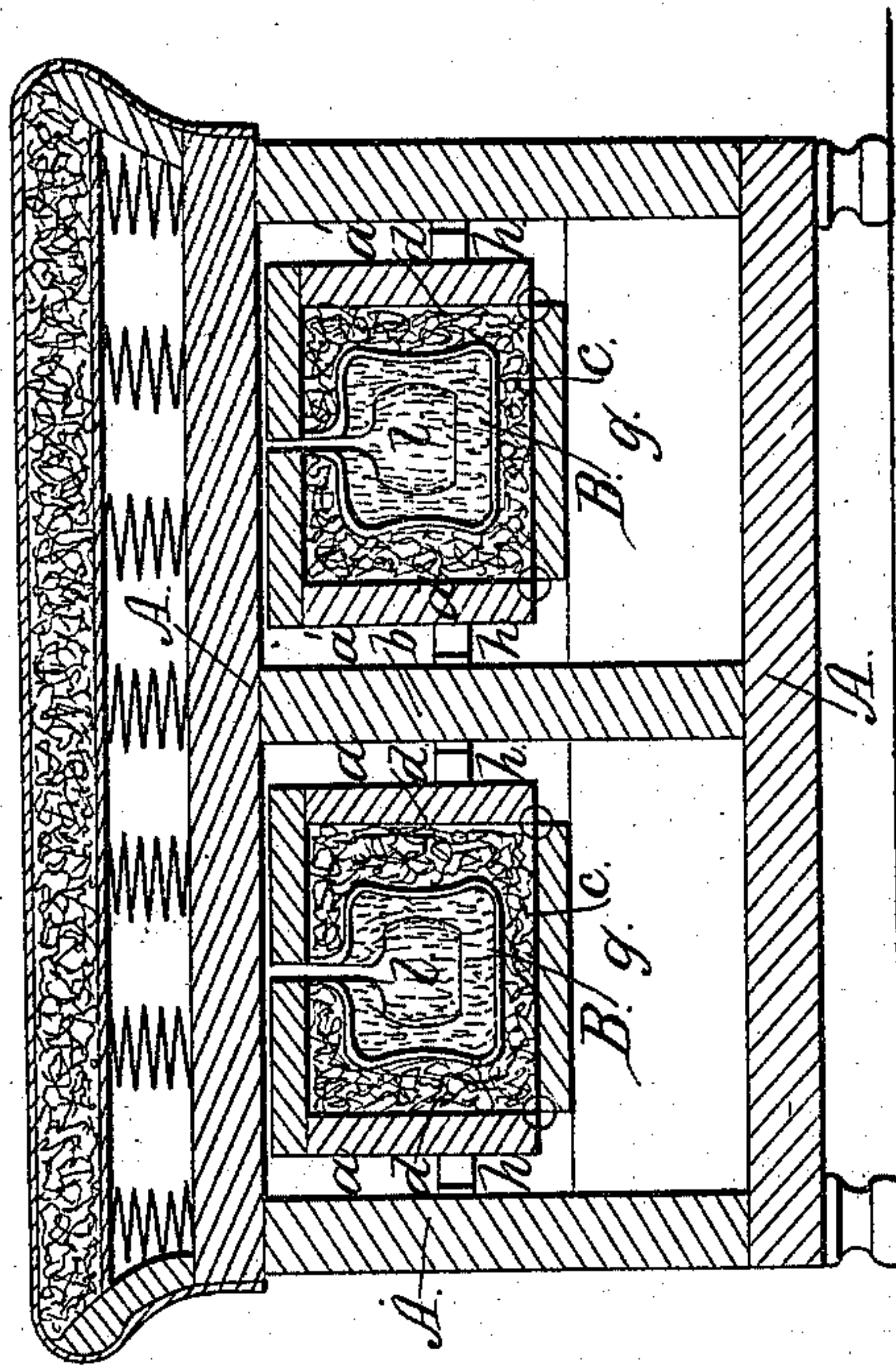


Fig. 6.



Witnesses.

R. H. Eddy.
W. H. Levi

Inventor.

Joseph M. Merrill
John H. Rowe

UNITED STATES PATENT OFFICE.

JOSEPH W. MERRILL AND JOHN H. ROWE, OF BOSTON, MASSACHUSETTS.

IMPROVEMENT IN FEET-WARMING APPARATUS.

Specification forming part of Letters Patent No. 35,532, dated June 10, 1862.

To all whom it may concern:

Be it known that we, JOSEPH W. MERRILL and JOHN H. ROWE, of Boston, in the county of Suffolk and State of Massachusetts, have invented a new and useful or Improved Foot-Warmer; and we do hereby declare the same to be fully described in the following specification, and illustrated in the accompanying drawings, of which—

Figure 1 is a perspective view, and Fig. 2 a horizontal section, of it. Fig. 3 is a vertical and transverse section taken through one of the foot-cases. Fig. 4 is a top view of one of the foot-cases in a folded state. Fig. 5 is a top view of one of the foot-cases in an unfolded state. Fig. 6 is a vertical and longitudinal section of the foot-warmer.

The stand of such foot-warmer is exhibited at A; and it consists of a box open in front, and separated into two apartments, *a a'*, by means of a vertical partition, *b*. Each of these apartments is intended to receive a separate foot case or holder, B, which is constructed in three separate parts, *c d d*, the two portions *d d* being respectively hinged to the opposite edges of the part *c*. The inner surfaces of the said parts *c d d* are cushioned or covered with thick fur or some other suitable non-conductor of heat, the whole being so formed that when the case B is within its chamber or recess of the stand and the foot of a person is pressed into such case the cushions of the latter shall fit closely around or to the foot in a manner to preserve in the foot the animal heat thereof, or, in other words, to keep the foot warm.

Each of the chambers or apartments *a a'* is furnished with two rests or ledges, *f g*, which are extended upward from the bottom of the chamber and serve to support the foot-rest *c* of the foot case when in an inclined position, as shown in Fig. 3. Furthermore, there are springs *h h* applied to the opposite sides of each of the chambers *a a'*, and so as to bear

against the cushioned parts *d d*. These springs not only permit the parts *d d* to yield to the foot of a person while being introduced between them, but operate to press the cushions of such parts in close contact with the foot after it has been introduced. By constructing the foot-cases separate from the stand and otherwise in manner as described, they can be easily removed from the stand at any time and unfolded for the purpose of enabling their cushions to be brushed or beaten and cleaned of dirt which may have been deposited on them from the feet of a person. Furthermore, the outside of the stand is intended to be covered with carpet, or stuffed and upholstered, so as to serve the purpose of an ottoman or seat or a foot or knee supporter. Toe-cushion *l l*, separate from the foot-cases, may be affixed to the inner side of each chamber *a a'* of the stand A, and in such positions that when a person's foot is pressed into either of the cases its toe shall abut against one of such cushions.

Our invention will be found of much utility in the pew of a church, where it can be employed both as a means of keeping the feet of a person warm as well as for a support for his knees while he may be engaged in prayer.

We do not claim the common padded or stuffed foot-bags or hollow cushions used for receiving and keeping warm the feet of a person; but

We claim—

In the above-described foot-warming ottoman or seat, the separate foot case or cases as combined with and applied to the stand, and made substantially in manner and so as to operate as described.

JOSEPH W. MERRILL.
JOHN H. ROWE.

Witnesses:

R. H. EDDY,
F. P. HALE, Jr.