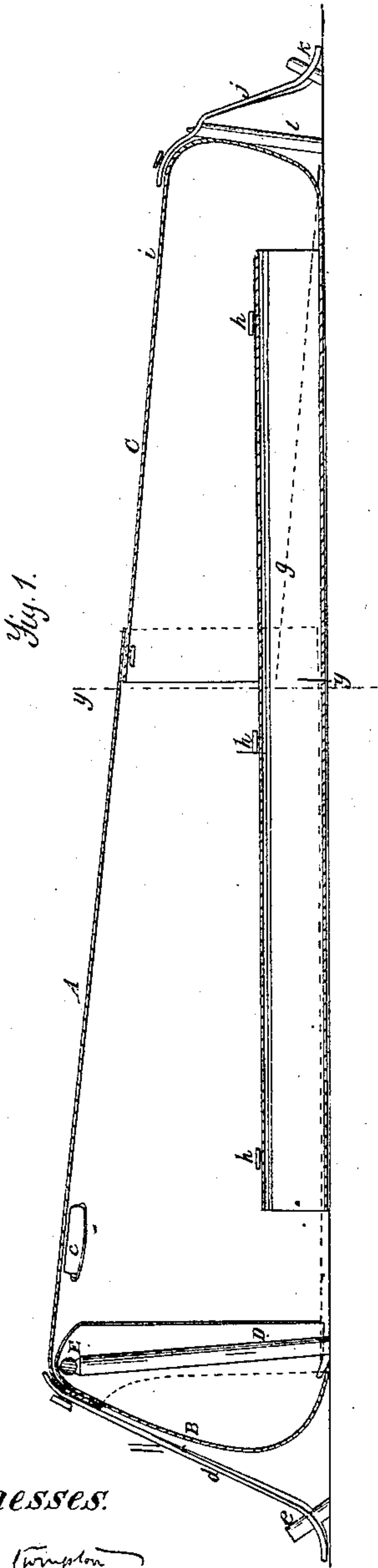


H. J. Phillips,

Tent,

N^o 33,752.

Patented Nov. 19, 1861.



Witnesses:

M. M. Thompson
James Laird

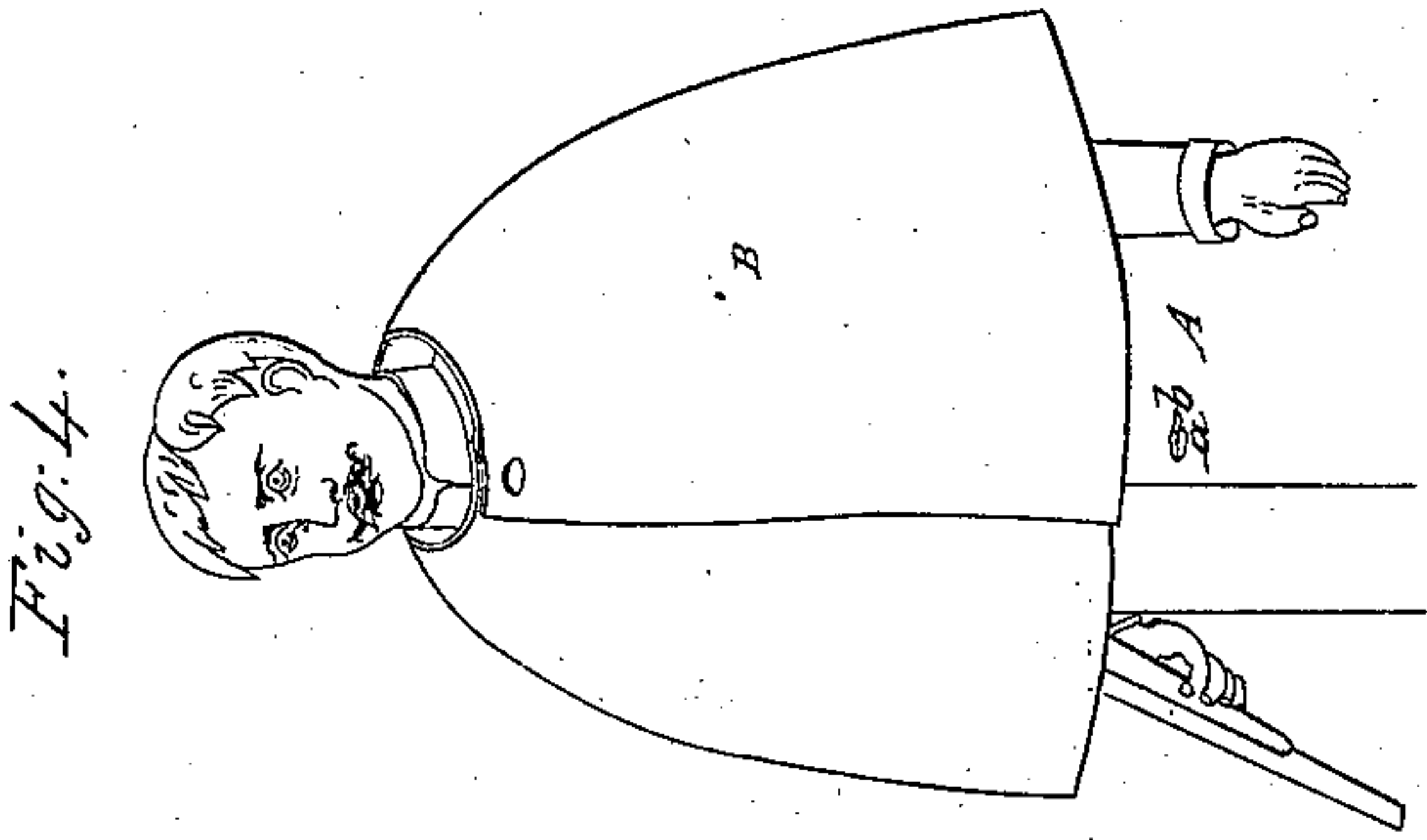


Fig. 4.

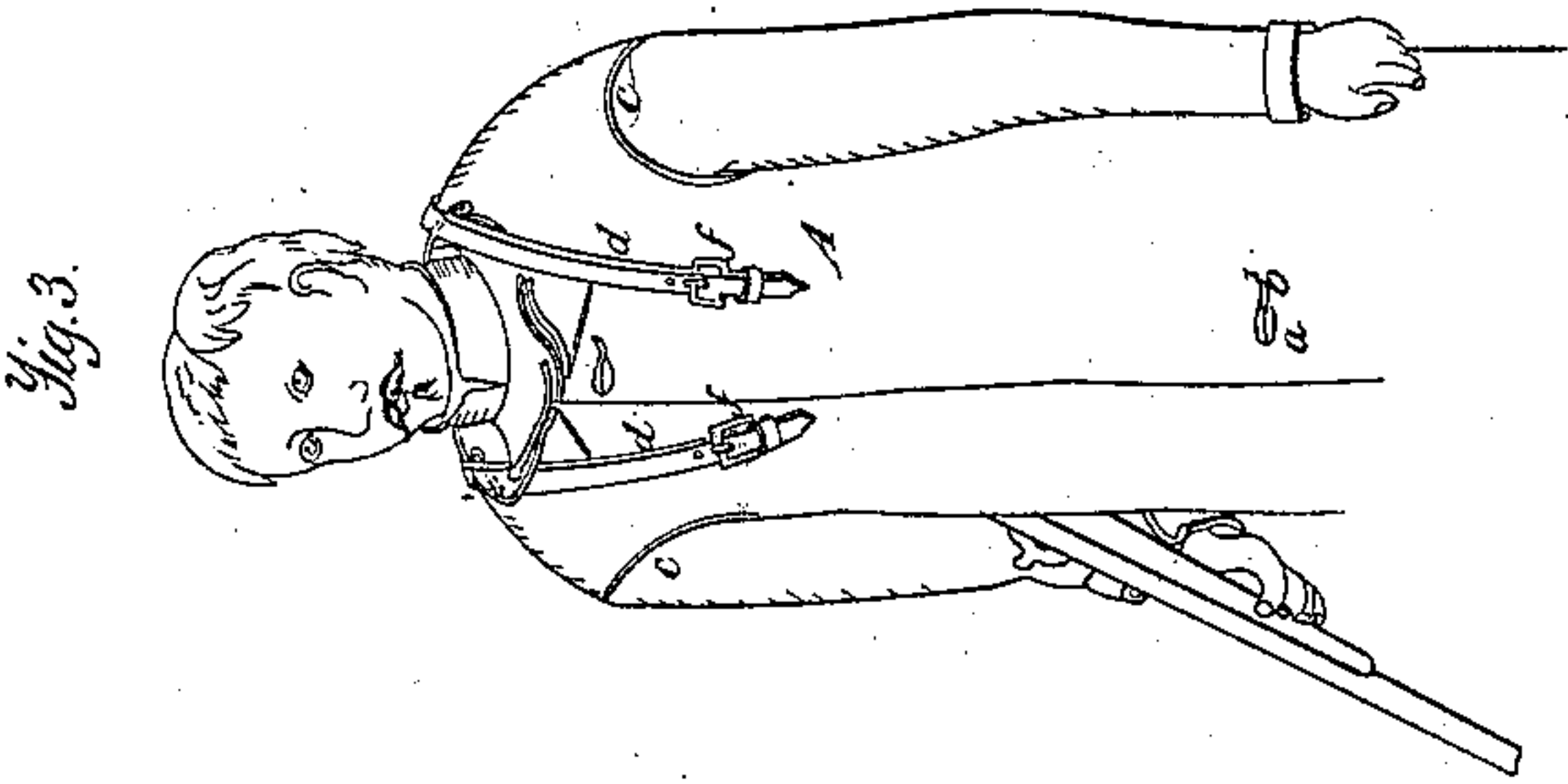


Fig. 3.

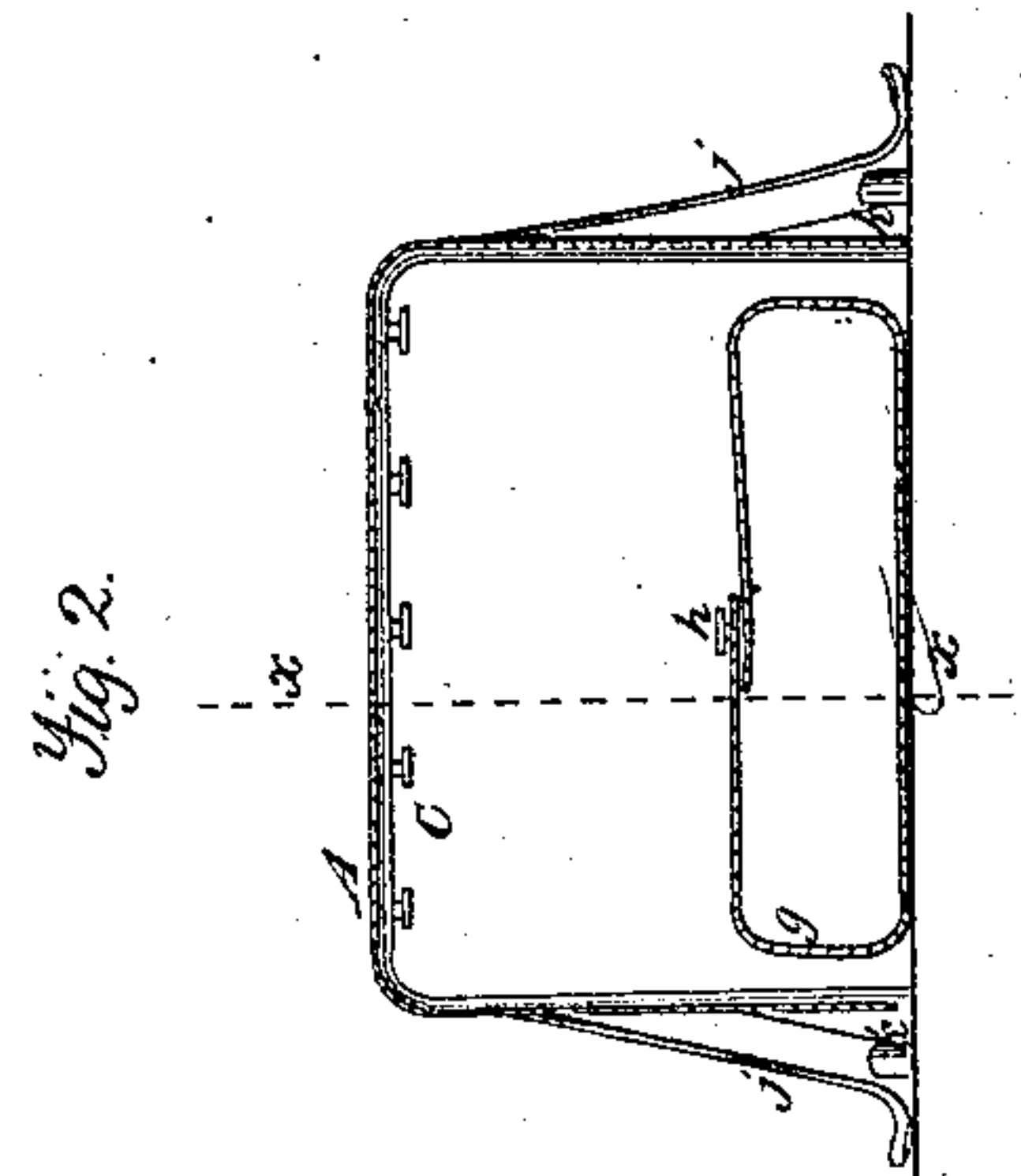


Fig. 2.

Inventor:

Henry S Phillips

UNITED STATES PATENT OFFICE.

HENRY J. PHILLIPS, OF NEW YORK, N. Y.

IMPROVEMENT IN CONVERTIBLE OVERCOAT AND TENT.

Specification forming part of Letters Patent No. 33,752, dated November 19, 1861.

To all whom it may concern:

Be it known that I, HENRY J. PHILLIPS, of the city, county, and State of New York, have invented a new and useful Combination of a Portable Tent, Overcoat, and Cape Designed for Military Purposes; and I do hereby declare that the following is a full, clear, and exact description of the same, reference being had to the annexed drawings, making a part of this specification, in which—

Figure 1 is a side sectional view of my invention, taken in the line *x x*, Fig. 2, and shown as a tent. Fig. 2 is a transverse vertical section of the same, taken in the line *y y*, Fig. 1; Fig. 3, a view of the same, shown as a coat on the wearer; Fig. 4, a view of the same on the wearer with the cape applied.

Similar letters of reference indicate corresponding parts in the several figures.

To enable those skilled in the art to fully understand and construct my invention, I will proceed to describe it.

A represents the portion of the device which is used as an overcoat when detached from the other parts. This overcoat is formed of a piece of india-rubber cloth or other waterproof fabric which is light and durable. This cloth is of rectangular form, nearly a square, and is provided at one side with buttons *a* and with corresponding holes *b*. At the opposite side armholes *c c* are made in the upper part of the cloth, and two straps *d d* are attached to its upper end. The part A when used as a coat is shown clearly in Fig. 3, the arms *e e* of the wearer passing through the armholes *c c*, while the straps *d d* pass over the shoulders and are attached to the front of the wearer at *f f*. The straps *d d* retain the cloth in proper position on the shoulders of the wearer, and they may be secured to the cloth A either by buckles or buttons. The front part of the cloth is secured snugly to the wearer by the buttons *a*.

B is the portion of the device which when used separately or with the coat serves as a cape. This portion B is a half-circle, and

when applied to the wearer as a cape is simply buttoned around the neck, as shown in Fig. 4. The cape B is made of the same material as the coat or part A.

C represents a portion of the device which may be termed the "blanket" or "bed," the principal part of it, that designated by *g*, being for such purpose. The part *g* of the portion C is double, and its edges are connected by buttons *h* or other suitable fastenings. The part *g* is nearly equal in length to the part A or coat. The part *i* of C has two straps *j j* attached.

When the device is used as a tent, the cape B is buttoned or otherwise secured to the top or collar of the coat A, and the collar of the coat is supported at a suitable height by an upright D and cross-piece E, the straps *d d* of the coat serving as a means to stretch the tent, the ends of said straps being secured to the ground by pegs *e*. The part or coat A of the tent is sufficiently wide to hang down at each side and reach the ground. The part C is secured by buttons or other fastenings to the bottom of the coat, and the straps *j j* are secured to the ground at their outer ends by pegs *k k*, props *l* being employed for each strap.

The whole device, constructed as described, may be compactly folded and packed in or on the knapsack, the weight of the invention, when constructed of prepared cloth, being but about six pounds.

I am aware that portable tents have been constructed to cover a single man or soldier, and I do not claim, broadly, such device; but

I do claim as new and desire to secure by Letters Patent—

As an improved article of manufacture, a combined tent, overcoat, and cape, made as herein shown and described.

HENRY J. PHILLIPS.

Witnesses:

RICHARDSON GAWLEY,
JAMES LAIRD.