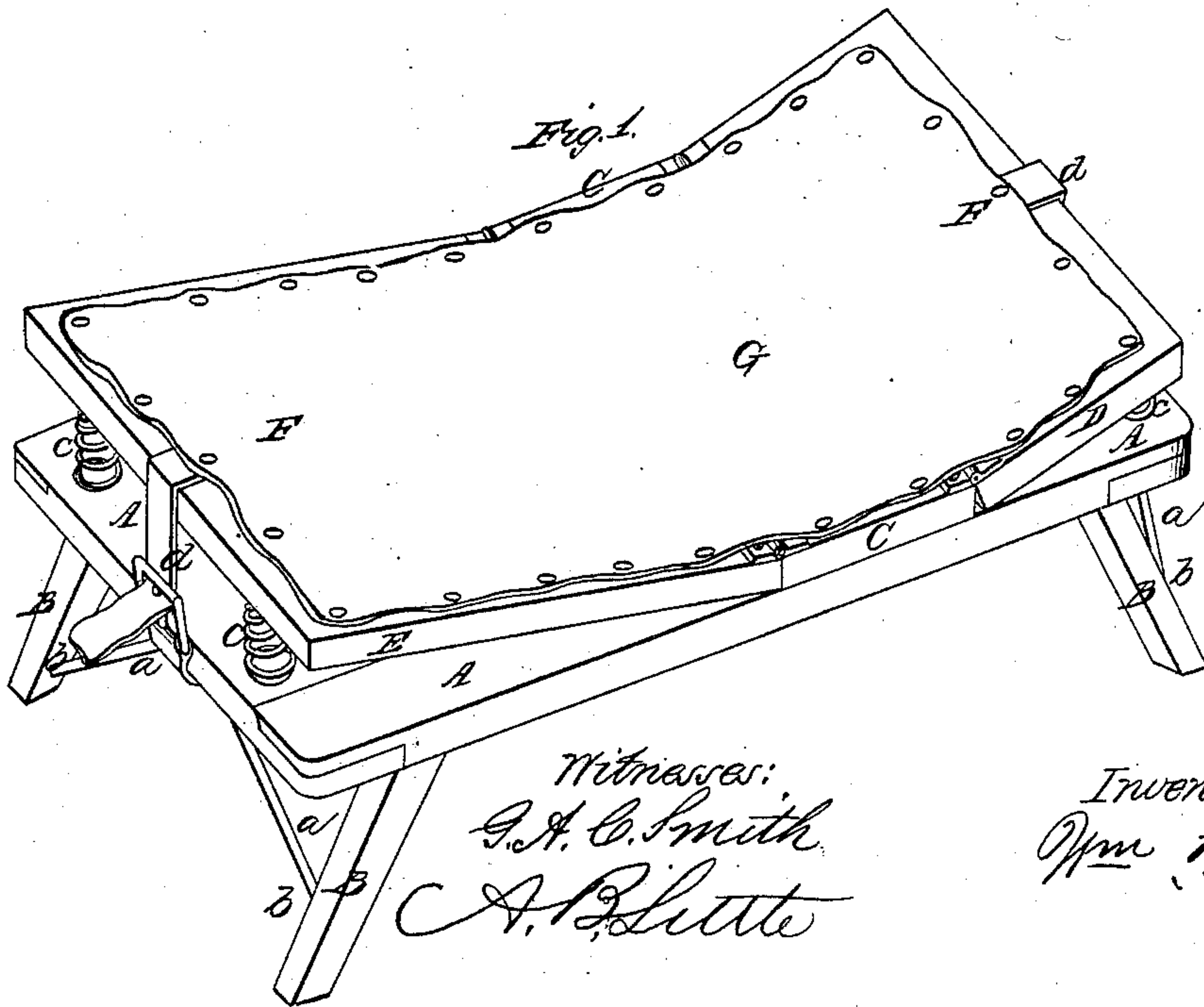

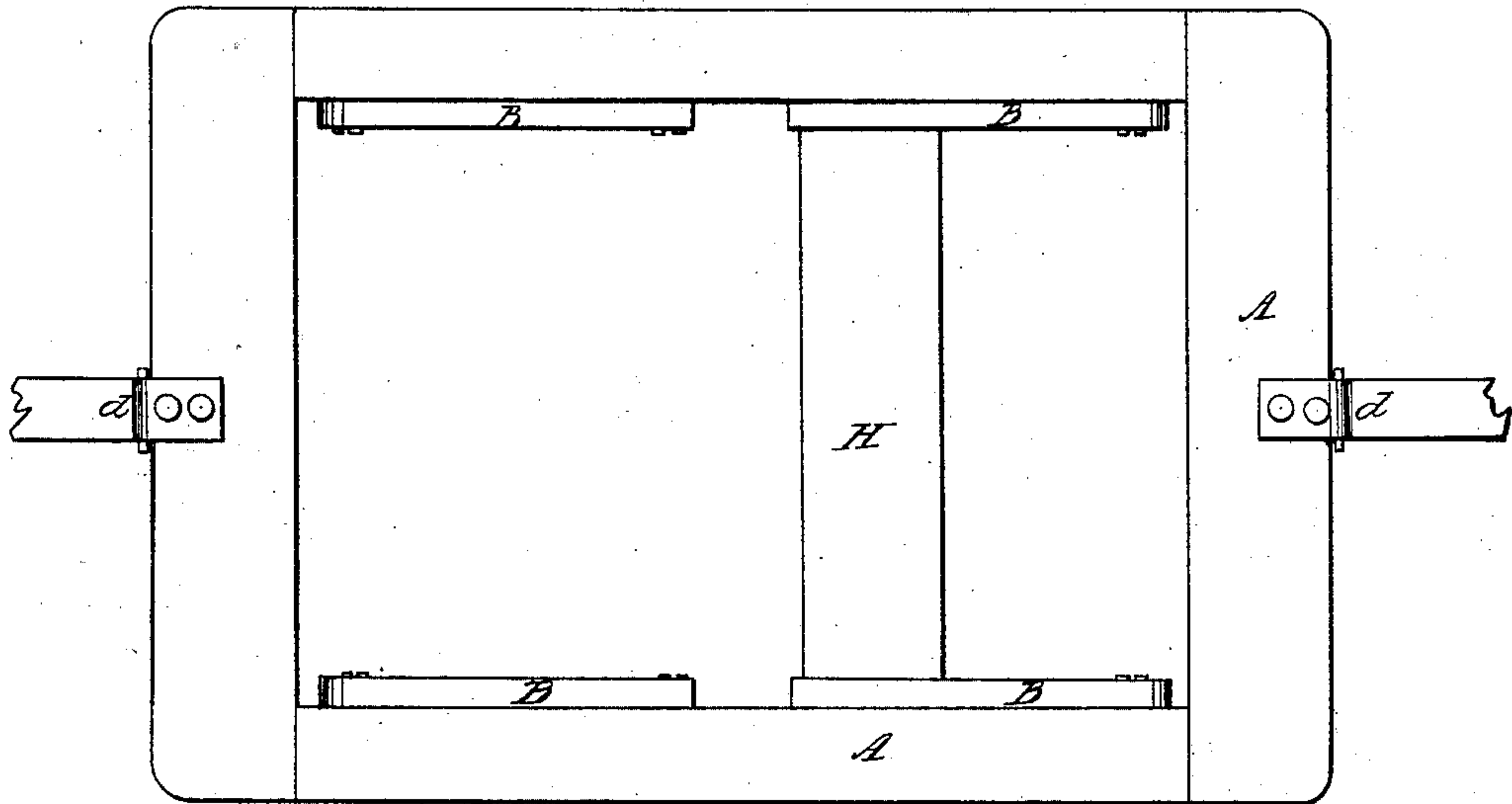


W. Wells,
Camp Bed.

N^o 32,919.

Patented July 23, 1861.
Fig. 3.



Witnesses:
G. H. C. Smith
A. B. Little

Inventor:
Wm. Wells

UNITED STATES PATENT OFFICE.

WM. WELLS, OF HARRISBURG, PENNSYLVANIA, ASSIGNOR TO HIMSELF, THOS. C. McDOWELL, OF HARRISBURG, PENNSYLVANIA, AND A. B. LITTLE, OF WASHINGTON, DISTRICT OF COLUMBIA.

COT OR BEDSTEAD.

Specification of Letters Patent No. 32,919, dated July 23, 1861.

To all whom it may concern:

Be it known that I, WILLIAM WELLS, of Harrisburg, in the county of Dauphin and State of Pennsylvania, have invented certain new and useful Improvements in Cots for Army and Domestic Purposes; and I do hereby declare that the following is a full, clear, and exact description of the construction and operation of the same, reference being had to the annexed drawings, making a part of this specification, in which—

Figure 1 is a perspective view of the cot in a condition for use; Fig. 2, a side view of it with the head and foot sections closed and the legs folded for transportation; and Fig. 3, an underside view in the same condition.

The object of my invention is to afford a cheap and yet efficient cot which may be readily folded into a compact and portable shape, and as readily unfolded and put into a position for use. With this view I make a rectangular frame A, of the proper length for the person in a reclining position, and of a width sufficient to accommodate one or more occupants. To the inner edges of the longitudinal rails, and near each corner of the frame, and also at the center of the side rails if desired, I affix the legs B, in such a relation that when extended their upper ends shall bear outwardly against the inner edges of the end or cross rails, thus, in conjunction with the braces a, which are hinged to the cross rails and hasped to the legs at b, rendering the frame sufficiently firm to resist all ordinary shocks; and when folded to lie wholly within the frame.

Upon each side rail of the rectangular frame A, is permanently fastened a block C, to each end of which are hinged the head and foot-frames D and E, over both of which, and the blocks C, is stretched the canvas F, the part G, thereof lying between the hinged frames being supported by a strip of canvas H. The cross or end rails of the frame A from their upper sides, and the end strips of the hinged frames D. and E from their under sides, are bored sufficiently deep to afford top and bottom hold for the spiral

springs c when they are in their normal condition or partly depressed, and also wholly to contain them when the frames D. and E. are pressed down so as to lie close on the frame A, by means of the straps and buckles d, d. These straps and buckles also serve to regulate the elevation and elasticity of the frames D. and E, so as to raise the bed and feet to the degree the occupant may desire.

From this description it will be seen that a cot after my plan may be light in the material employed, is cheap in its construction, expeditiously folded into the narrowest compass, and as readily unfolded and prepared for use; and these considerations are of no mean importance when it is remembered that it has hitherto been an object much sought after to devise a cot which should, in all respects, meet the exigencies of an army operating in the field as well as the wants of the household where an economy of space is desirable.

Having thus described my invention and the mode of its operation and pointed out in what its merits consists, what I claim therein and desire to secure by Letters Patent of the United States is—

1. Hinging the head and foot frames D. and E. to the blocks C. and regulating their elevation by means of the spiral springs c, c, and the straps and buckles d, d, substantially in the manner and for the purpose described.

2. Countersinking the upper surface of the frame A and the under surfaces of the frames D. and E. so that thereby the springs may be wholly embedded when the frames are brought close together by means of the straps and buckles d, d, as and for the purpose set forth.

In testimony whereof I have hereunto set my hand this sixth day of July in the year of our Lord eighteen hundred and sixty-one.

WM. WELLS.

Witnesses:

THOS. C. MACDOWELL,
A. B. LITTLE.