

A. DRAY.  
Leveling Millstones.

No. 32,596.

Patented June 18, 1861.

FIG. 1.

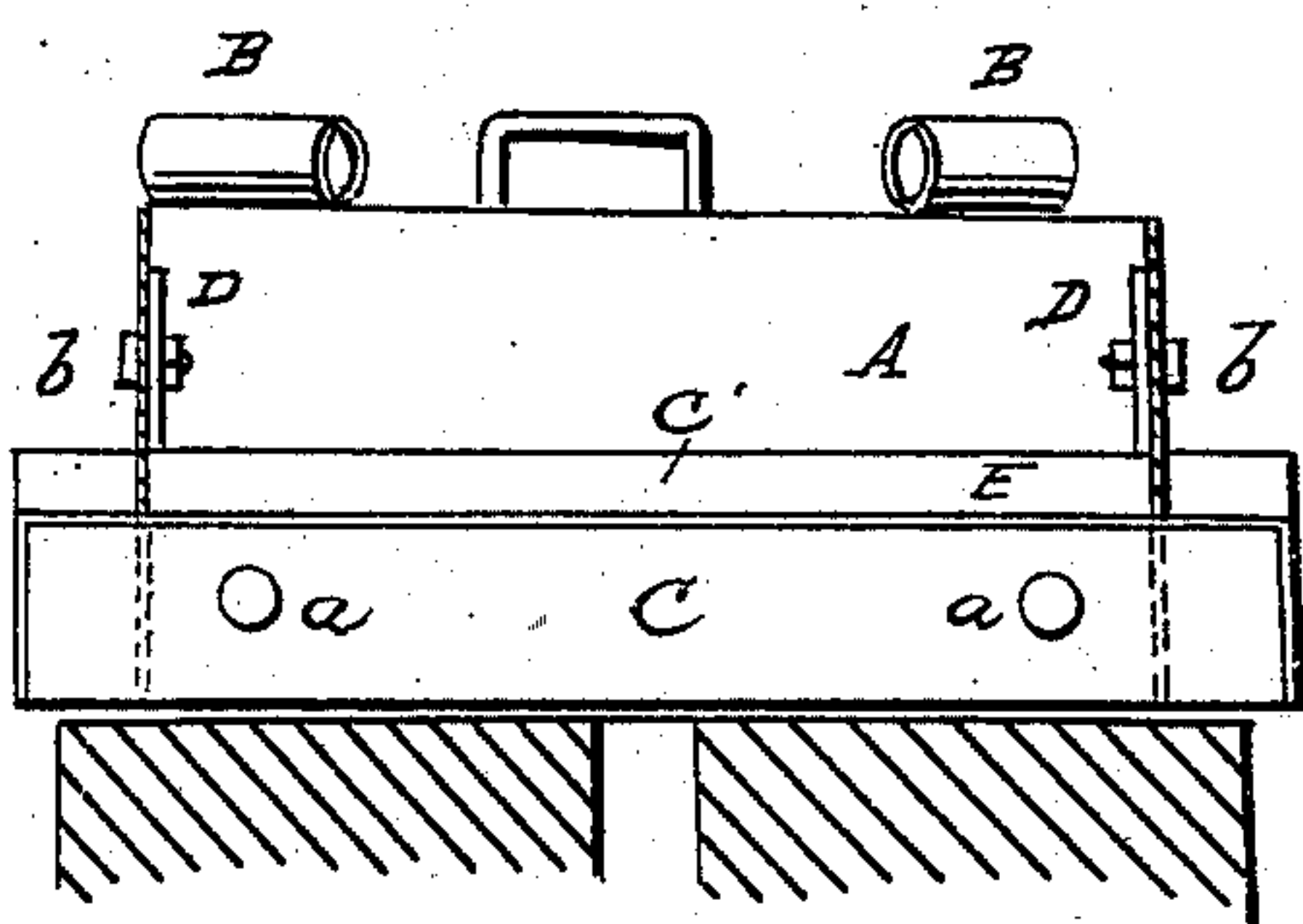


FIG. 2.

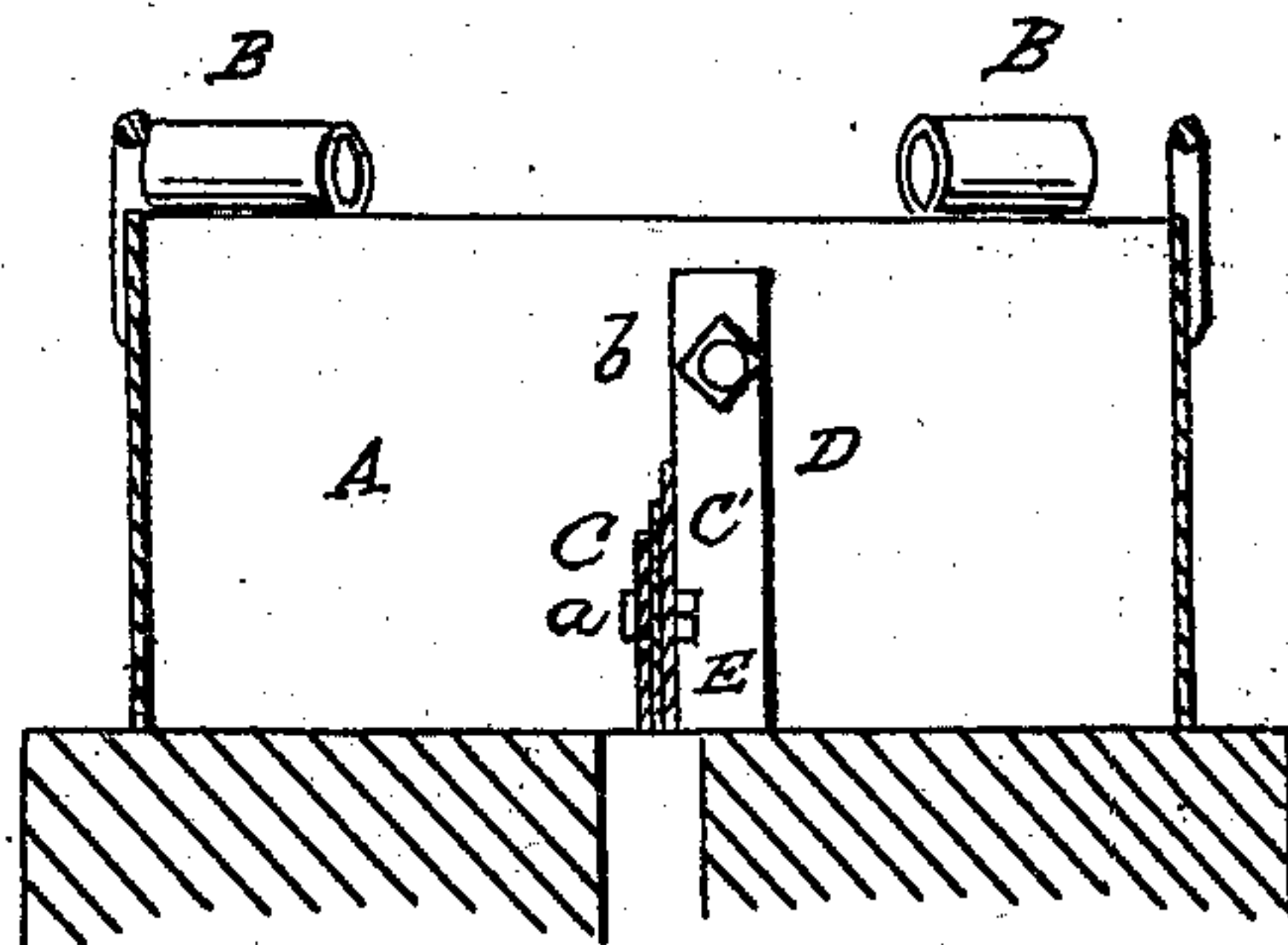


FIG. 3.

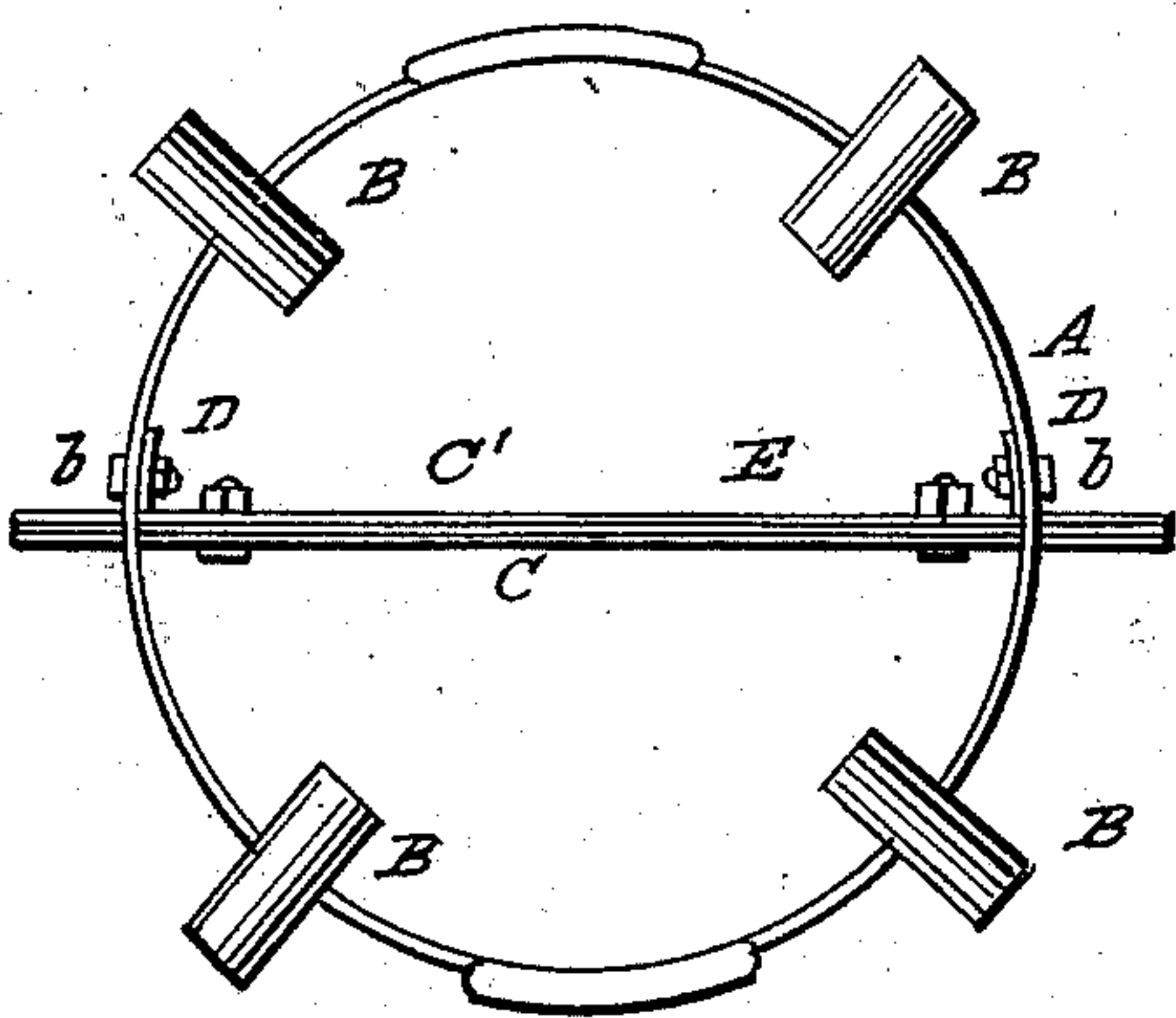
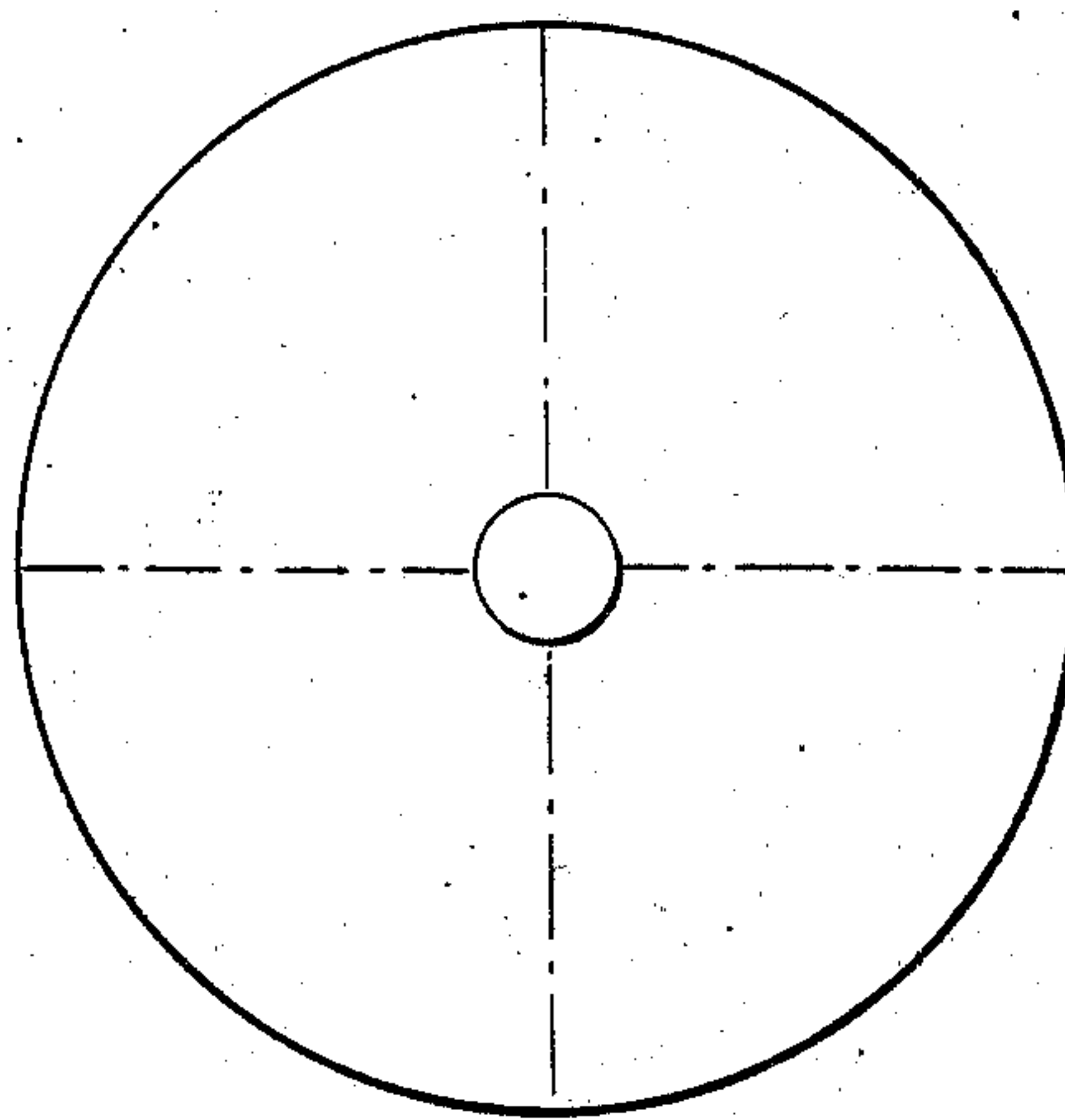


FIG. 4.



WITNESSES  
J. W. Spencer  
R. S. Spencer

INVENTOR.  
Andrew Dray  
Per M. H. Allen



# UNITED STATES PATENT OFFICE.

ANDREW DRAY, OF PORTLAND, OREGON.

## DEVICE FOR LEVELING MILLSTONES.

Specification of Letters Patent No. 32,596, dated June 18, 1861.

*To all whom it may concern:*

Be it known that I, ANDREW DRAY, of Portland, in the county of Multnomah and State of Oregon, have invented a new and Improved Implement or Device to be Used in Facing and Leveling Millstones; and I do hereby declare that the following is a full, clear, and exact description of the same, reference being had to the annexed drawings, making a part of this specification, in which—

Figures 1 and 2 are vertical central sections of my invention, the two planes of section crossing each other at right angles. Fig. 3 is a plan or top view of the same. Fig. 4 is a diagram showing the operation of my invention.

Similar letters of reference indicate corresponding parts in the several figures.

The object of this invention is to obtain a simple and efficient device that will supersede the ordinary working-staff, proof-staff, and spirit-level—tools hitherto used, for facing and leveling millstones.

The invention consists in the employment or use of a hoop provided with spirit levels at its top and with a clamp at its bottom for containing the marking device, the parts being arranged substantially as hereinafter described, whereby the desired work may be very expeditiously and perfectly performed.

To enable those skilled in the art to fully understand and construct my invention I will proceed to describe it.

A represents a metal band or hoop, the lower edge of which is made perfectly true, or so as to be in the same plane. On the upper part of the band or hoop there are placed a number of spirit levels B, constructed in the usual or in any proper way.

C, C' are two metal bars or plates, which are connected by screw bolts *a, a*. The bar C', has upright bars or plates D, D, attached, one at each end, and these bars or plates D, are secured by bolts *b*, to the inner side of the band or hoop A, the bars or plates fitting in vertical slots in the band or hoop. The plates C, C', extend directly across the center of the band or hoop A, and their lower edges are flush with the lower edge of

the band or hoop. These plates C, C', form a clamp which contains a piece of cloth or other suitable substance E, saturated with coloring matter. This cloth or color absorber or retainer is shown clearly in Figs. 2 and 3.

The implement or device is used as follows: The cloth or other substance E, is charged with the proper coloring matter, and secured between the bars or plates C, C', and the latter attached to the band or hoop A, by the bolts *b*, passing through the bars or plates D, and the band or hoop. The band or hoop A, is then placed on the surface of the stone, and turned thereon by the operator; and the lower edge of the cloth E, will mark the projecting surfaces of the stone—see Fig. 4, the red broken lines indicating prominent surfaces. In consequence of the band or hoop extending around on the surface of the stone, the cloth and plates cannot pass down into recesses of the same, and color any of its low or depressed parts, as is the case when the ordinary working or color staff is employed. The spirit levels B, of course, indicate the position of the surface of the stone, and enable the stone to be leveled with the greatest facility.

This implement may be very cheaply constructed and by its use the work of facing and leveling the stones may be greatly expedited.

Having thus described my invention what I claim as new and desire to secure by Letters Patent, is:—

1. The band or hoop A, in connection with the clamp formed of the plates C, C', the latter being applied to the former, and provided with the cloth or other color absorber or retainer E, as and for the purpose set forth.

2. In combination with the band or hoop A, and plates C, C', the spirit levels B, applied to the band or hoop, as and for the purpose set forth.

ANDREW DRAY.

Witnesses:

A. B. HALLOCK,  
I. SPAULDING.