

J. C. Schooley,

Bath,

N^o 31,912,

Patented Apr. 2, 1861.

Fig. 1.

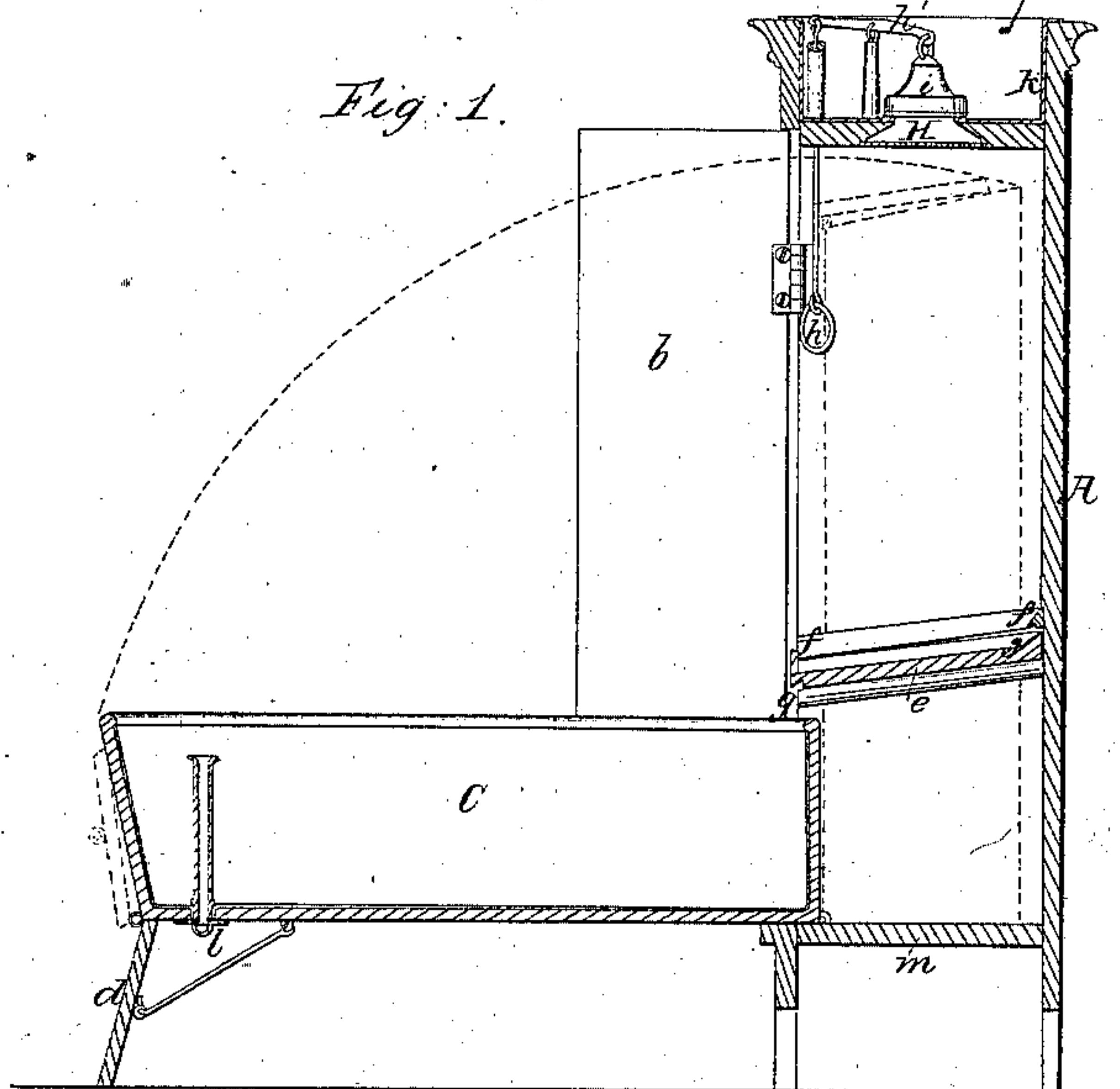


Fig. 2.

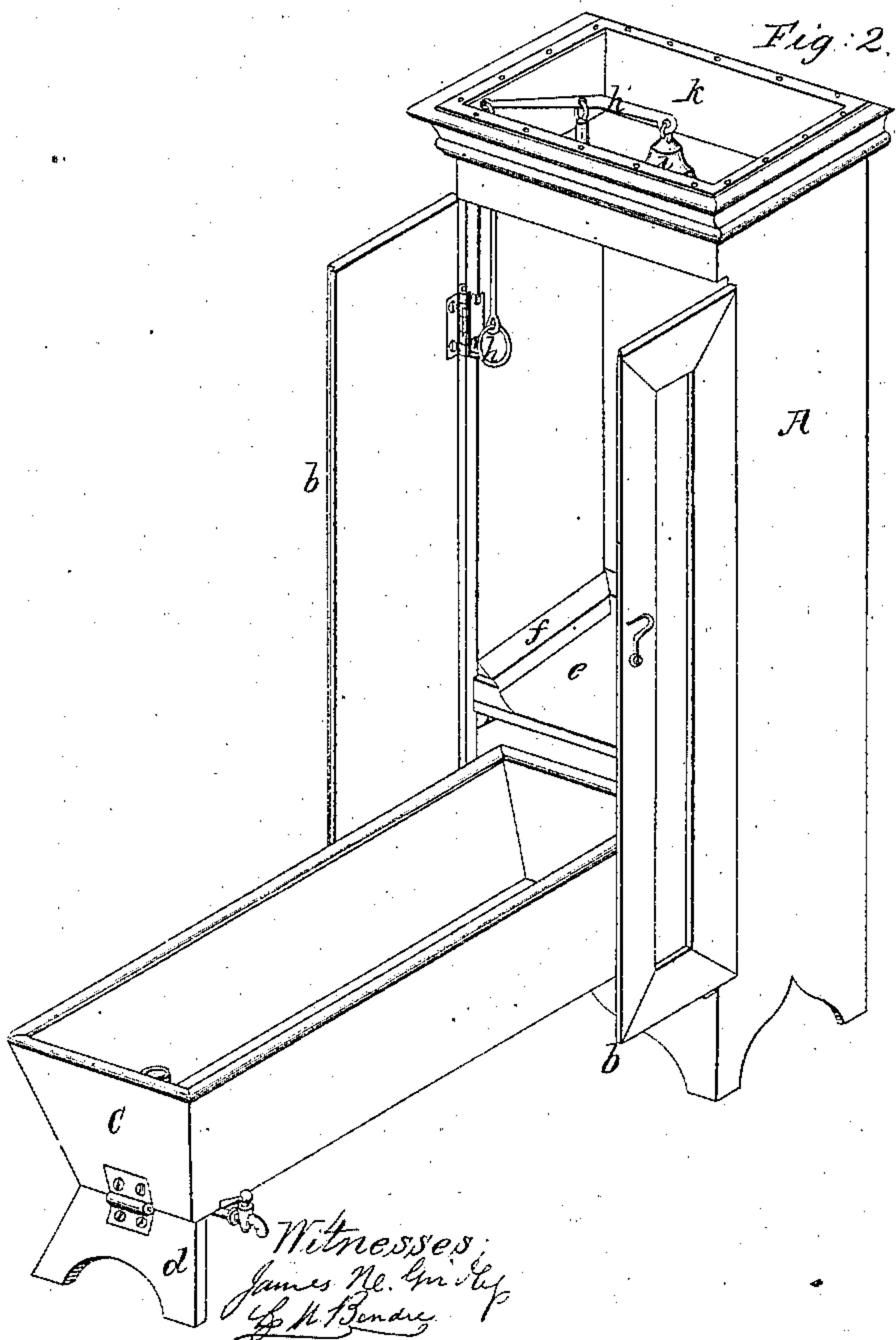
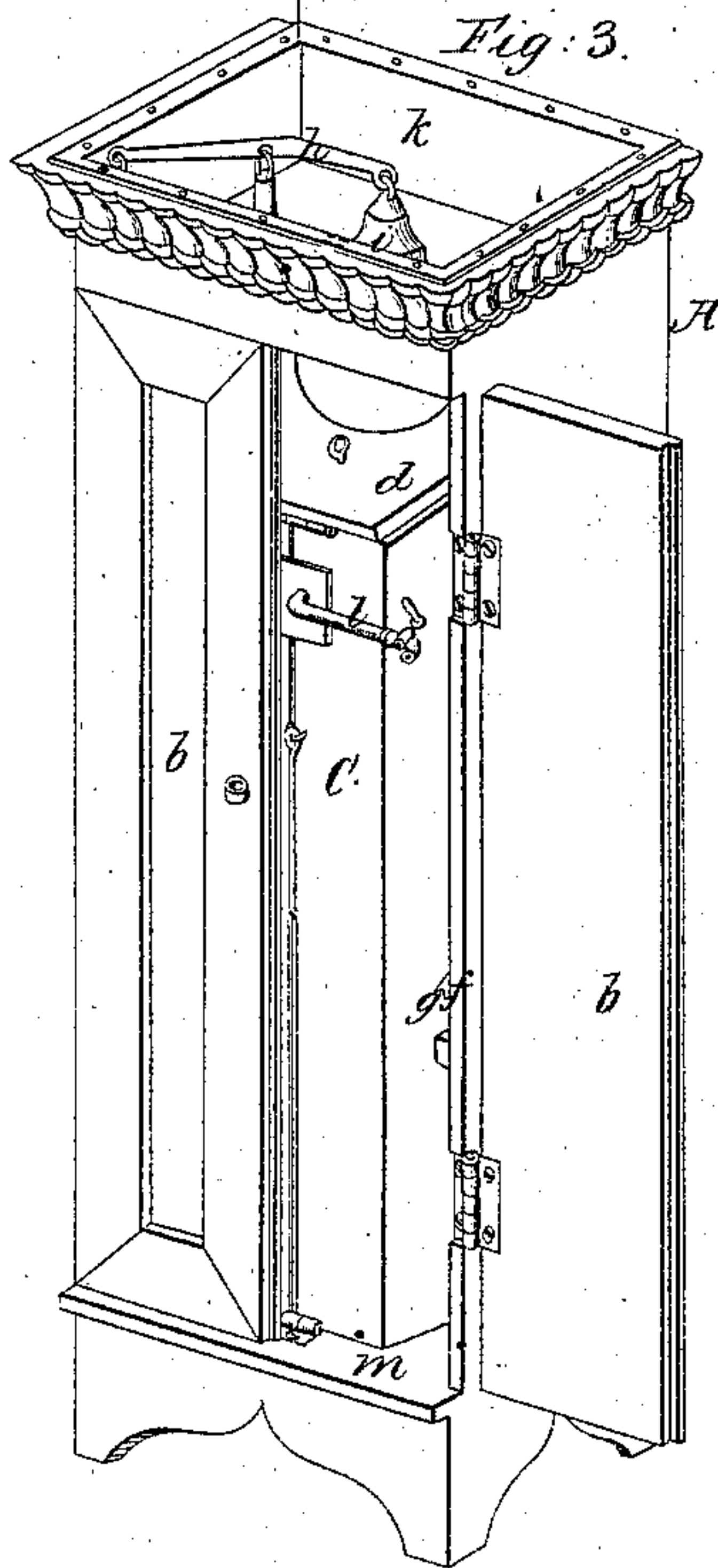


Fig. 3.



Witnesses:
James H. Smith
W. H. Bond

Inventor;
J. C. Schooley
per H. H. Bond

UNITED STATES PATENT OFFICE.

JOHN C. SCHOOLEY, OF CINCINNATI, OHIO.

BATHING APPARATUS.

Specification of Letters Patent No. 31,912, dated April 2, 1861.

To all whom it may concern:

Be it known that I, JOHN C. SCHOOLEY, of the city of Cincinnati, in the county of Hamilton and State of Ohio, have invented a new and useful Improvement in Bathing Apparatus; and I do hereby declare the following to be a full, clear, and exact description thereof, reference being had to the annexed drawings, making part of this specification.

My present improvement relates to the combination of a plunge bathing tub and shower bath, the whole being adapted when not in use to fold within a wardrobe shaped case of very small horizontal dimensions.

The apparatus is especially intended as a portable bathing convenience for dwellings which are unprovided with the more costly and to most persons unattainable luxury of a bath room.

Figure 1, is a vertical sectional view of the apparatus as opened and ready for use. Fig. 2, is a perspective view of the same. Fig. 3, is a perspective view of the apparatus when partially closed and not in use.

A is the case containing the apparatus. *b* doors to the case. C plunge bathing tub. *d*, folding foot attached to outer end of tub C. *e*, inclined seat or water chute, which, when in its place, answers the double purpose of a seat and of a chute to lead the water into the tub C when the shower bath is used.

Angular strips *f* secured in a sloping position to the sides of the case just above the seat *e*, serve to hold the seat to its place and as guards to turn aside and direct the water onto the shelf *e* and into the tub C.

g, is an inverted gutter, formed on the under sides of the guards *f* and seat *e*, to prevent the water being carried by capillary attraction around the edges of the seat and onto the floor of the room.

h, *h'*, are a handle and lever attached to the valve of the shower bath H above. *i* valve of shower bath. *k* shower bath pan for water. *l* water escape pipe with faucet to draw off the water from tub C. *m*, floor of case A forming one of the feet or supports of tub C when unfolded. This floor can be made to incline backward so as to permit a tub with flaring head to be folded.

I claim herein as new and of my invention and desire to secure by Letters Patent—

The arrangement of tub C, shower bath H seat *e* *f* *g*, and upright case A constructed substantially as and for the purposes set forth.

In testimony of which invention, I hereunto set my hand.

JOHN C. SCHOOLEY.

Witnesses:

GEO. H. KNIGHT;
FRANCIS MILLWARD.