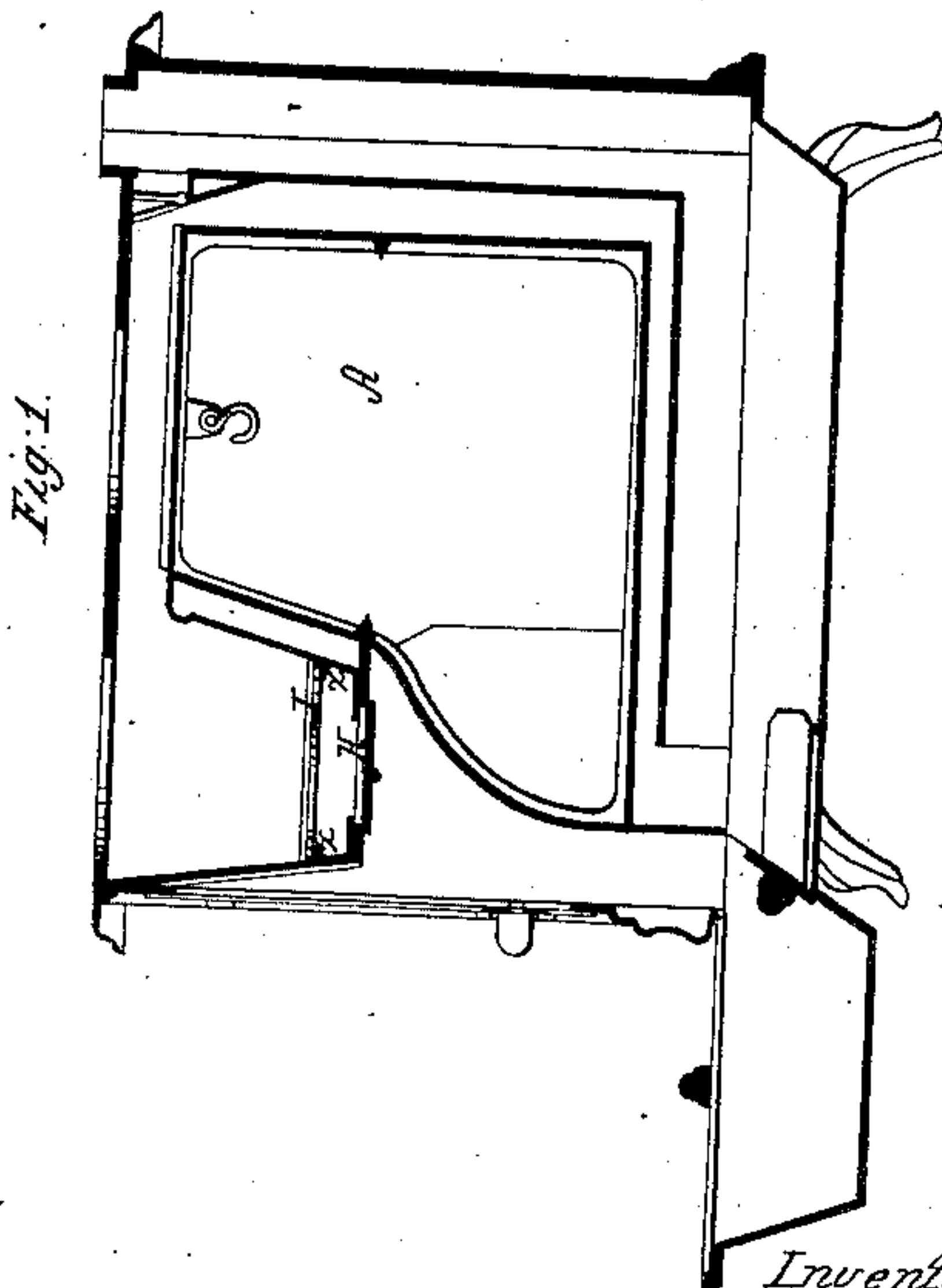
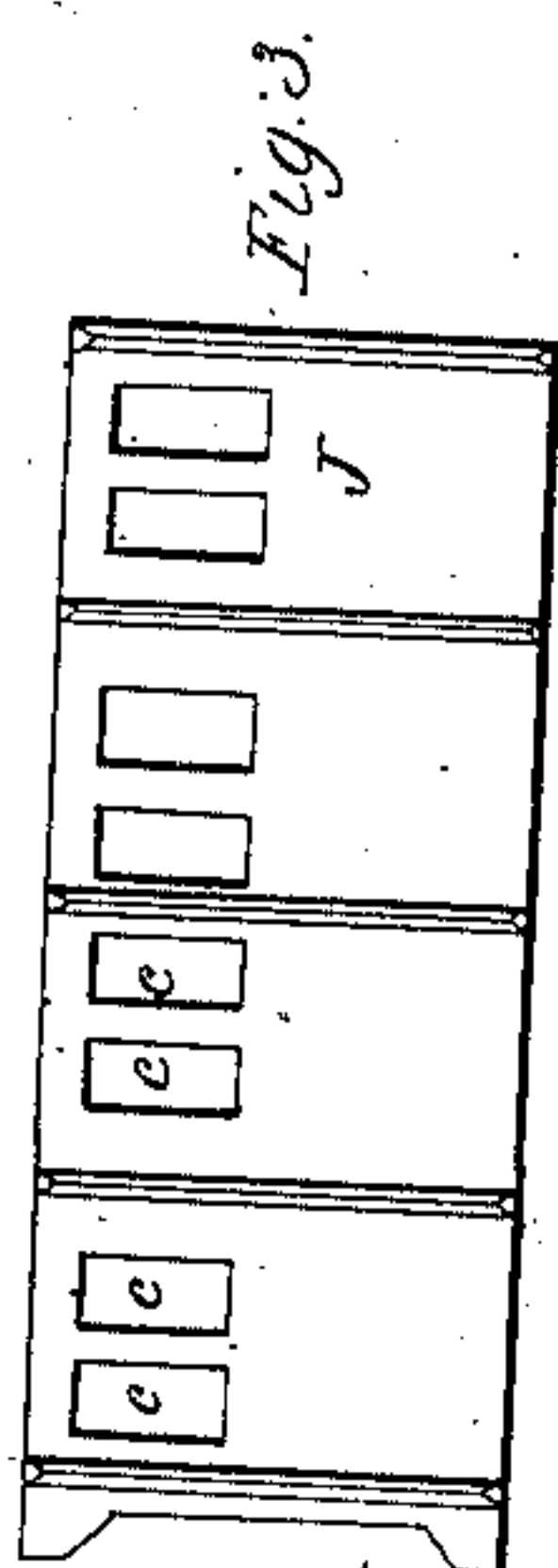
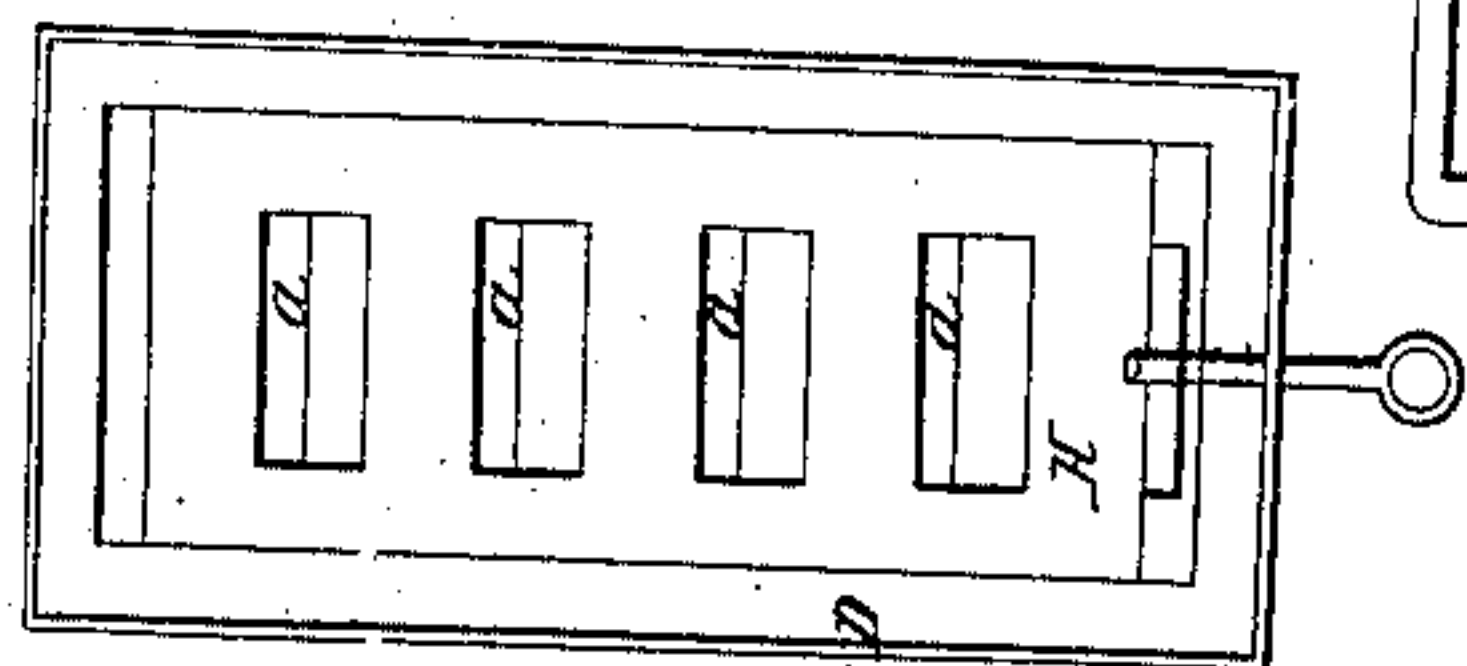
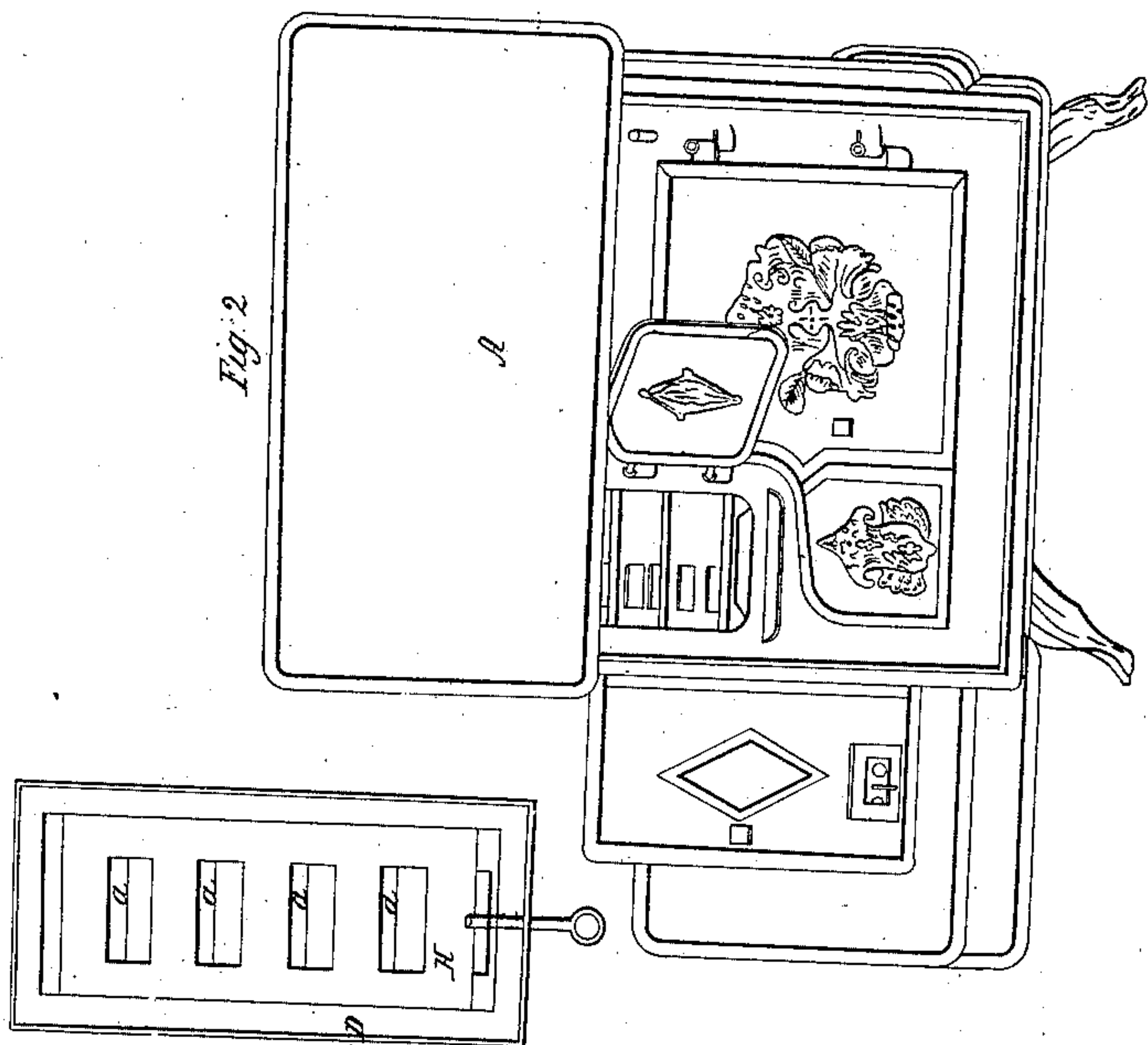


J. G. Trendwell.

Grate.

No.
31,270.

Patented Jan. 29, 1861.



Witnesses;
Jno Smith
A. A. Yeaman

Inventor;
Jno G. Trendwell
per C. M. Alexander

UNITED STATES PATENT OFFICE.

JOHN G. TREADWELL, OF ALBANY, NEW YORK.

COOKING-STOVE.

Specification of Letters Patent No. 31,270, dated January 29, 1861.

To all whom it may concern:

Be it known that I, JOHN G. TREADWELL, of Albany, in the county of Albany and State of New York, have invented certain
5 new and useful Improvements in Cooking-Stoves; and I do hereby declare that the following is a full, clear, and exact description of the same, reference being had to the accompanying drawings, and to the
10 letters of reference marked thereon.

The nature of my invention consists in constructing those parts hereinafter particularly described in the manner which will be set forth.

15 In the annexed drawings making a part of this specification A, represents the body of the stove, which is constructed in the manner shown or in any of the known and usual ways, my improvement not relating
20 to the general or any peculiar construction of the body of the stove.

My improvement relates to the fire box which instead of having a grating for its bottom is provided with a plate D, which
25 is provided with a series of openings *a, a, a*, as shown in Fig. 4.

H, represents a slide valve or damper, which is either placed above or beneath the plate D, and serves the purpose of covering or uncovering the openings *a, a*, in the
30 said plate D. By the use of this valve or damper in this way I am enabled to control the draft more perfectly than I can in any

other known way. Where the draft is cut off at some distance from the fire a body of
35 air which serves to feed and carry on combustion is left between the damper and the fire, but in this instance the draft is cut off immediately beneath the fire.

J, represents a plate which is constructed
40 in the manner shown in Fig. 3, a portion of it being solid and a portion provided with openings *c, c, c*. This plate is placed in the fire box, and rests upon ledges *x, x*, just above the valve in the bottom. Ashes lie
45 and bed upon the plate J, so as to assist in forming an additional hindrance to the progress of air to the fire when it is desired to have it cut off. By moving the damper the ashes from the bottom of the
50 fire box, as also from the plate J, may be sufficiently removed to allow of a free entrance of air. The valve H is intended to be fitted in very perfectly so that when it is closed the fire box will be as near air
55 tight as possible.

Having thus fully described my invention what I claim as new and desire to secure by Letters Patent is—

In connection with the damper or valve
60 H, the plate J, constructed and arranged as and for the purpose specified.

JNO. G. TREADWELL.

Witnesses:

F. VAN IMBURGH,
M. WRIGHT, Jr.